

	Document Name	Date	Rev.	Page	Bulletin
	Rope Gripper Prints & Parts List Supplement	03/03/23	D	1 of 69	1144S

# Hollister-Whitney Elevator Company, LLC

## PRINT & PARTS LIST SUPPLEMENT FOR

**Models #620, #621, #622, #624, #625, #626, & #626SPL**  
**Hollister-Whitney “Rope Gripper®” & Pumping Unit**  
(Patent # 5,228,540)  
CSA Certification File #88181



	Document Name	Date	Rev.	Page	Bulletin
	Rope Gripper Prints & Parts List Supplement	03/03/23	D	2 of 69	1144S

## **Table of Contents**

### **Rope Grippers & Pumping Unit**

#620 Rope Gripper	3
#621 Rope Gripper	5
#622 Rope Gripper	7
#624 Rope Gripper	9
#625 Rope Gripper	11
#626 Rope Gripper	13
#626-SPL Rope Gripper	15
#620-100 Pumping Unit (All Rope Gripper Models)	17

### **Switch Assemblies**

#620-635, #620 Rope Gripper	26
#622-635, #622 thru 626-SPL Rope Grippers	27
#622-638-18, #620 thru 626-SPL Rope Grippers	28

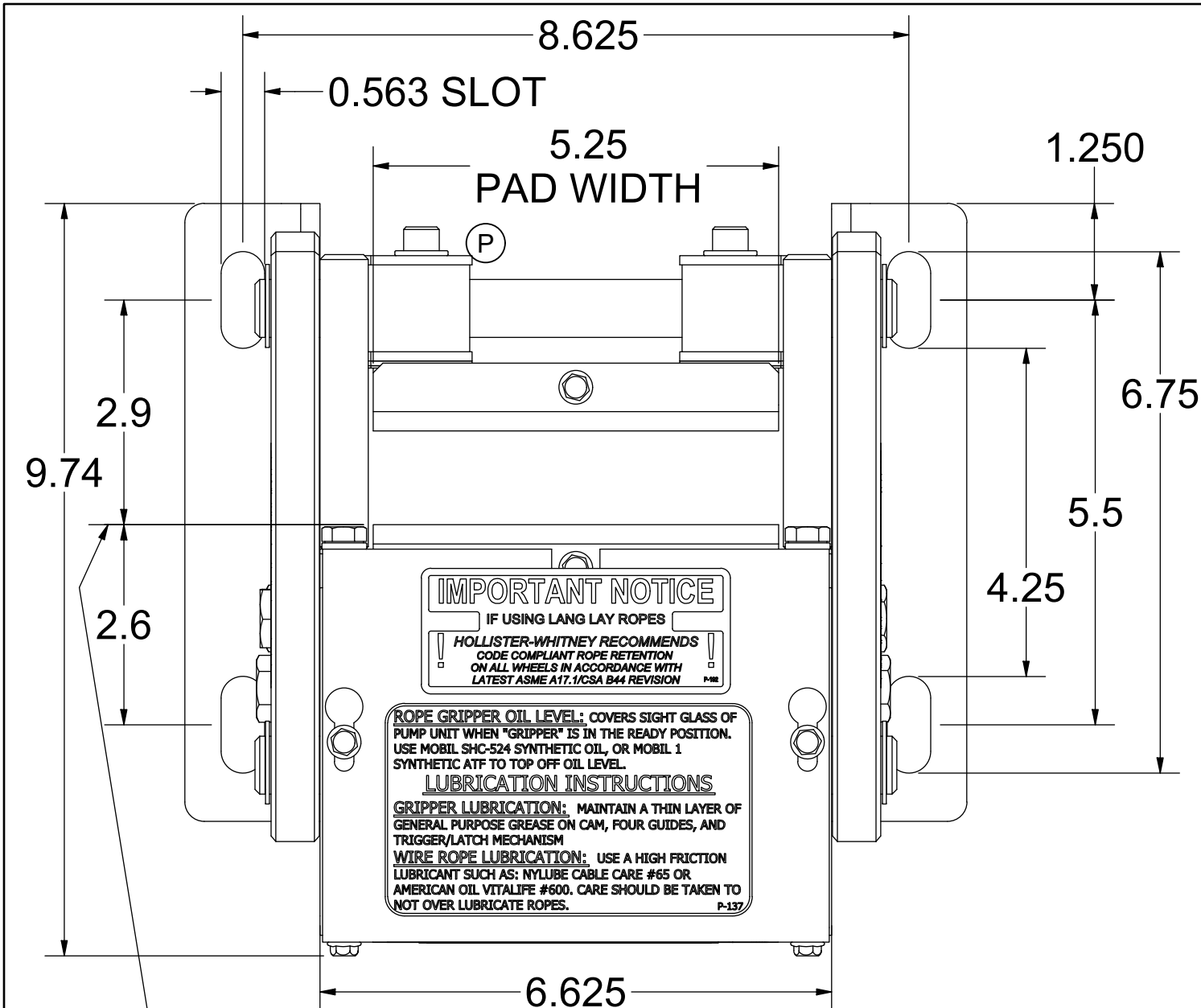
### **Rope Grippers for NEMA Applications**

#620-NEMA Rope Gripper	29
#621-NEMA Rope Gripper	31
#622-NEMA Rope Gripper	33
#624-NEMA Rope Gripper	35
#626-NEMA Rope Gripper	37

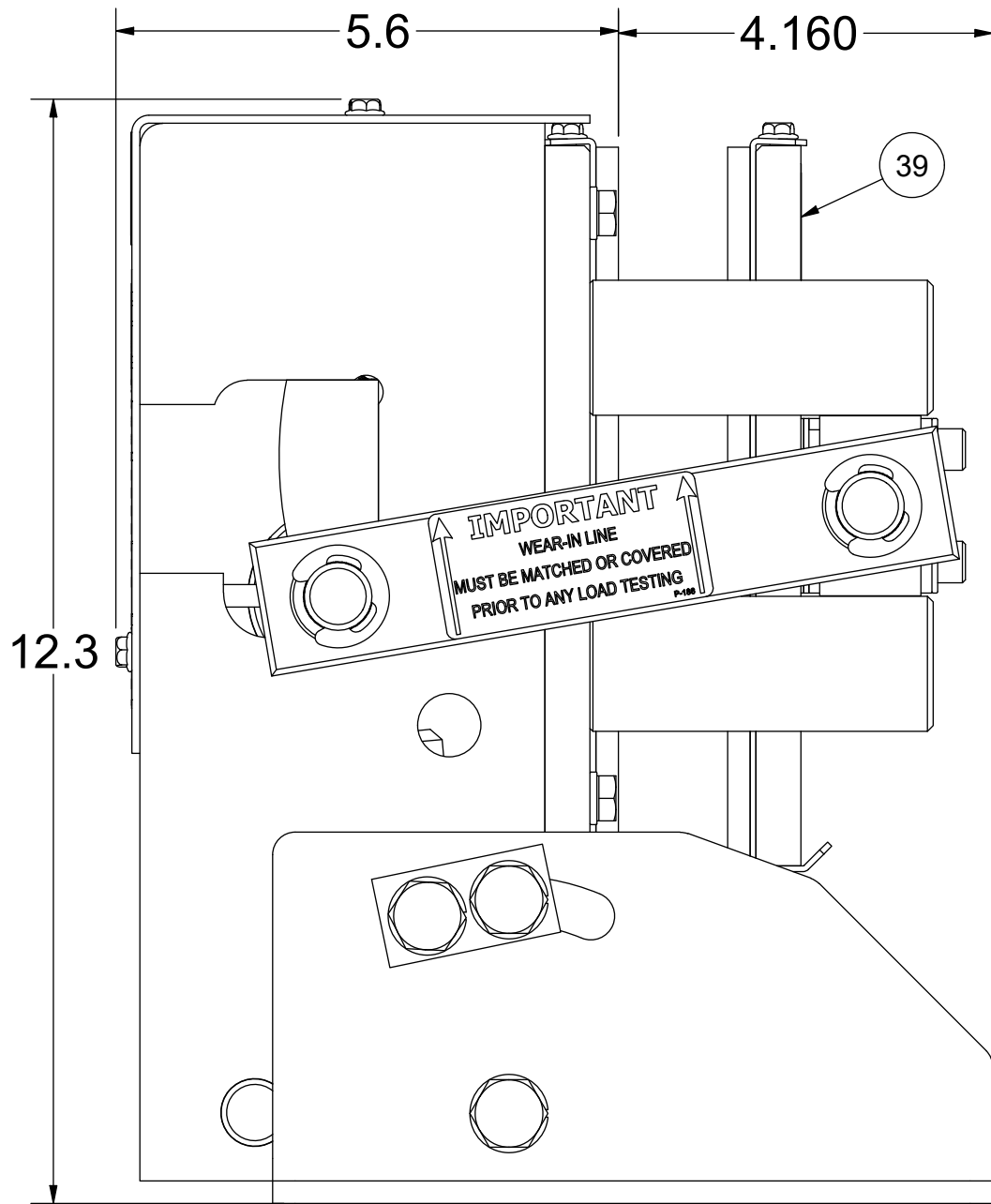
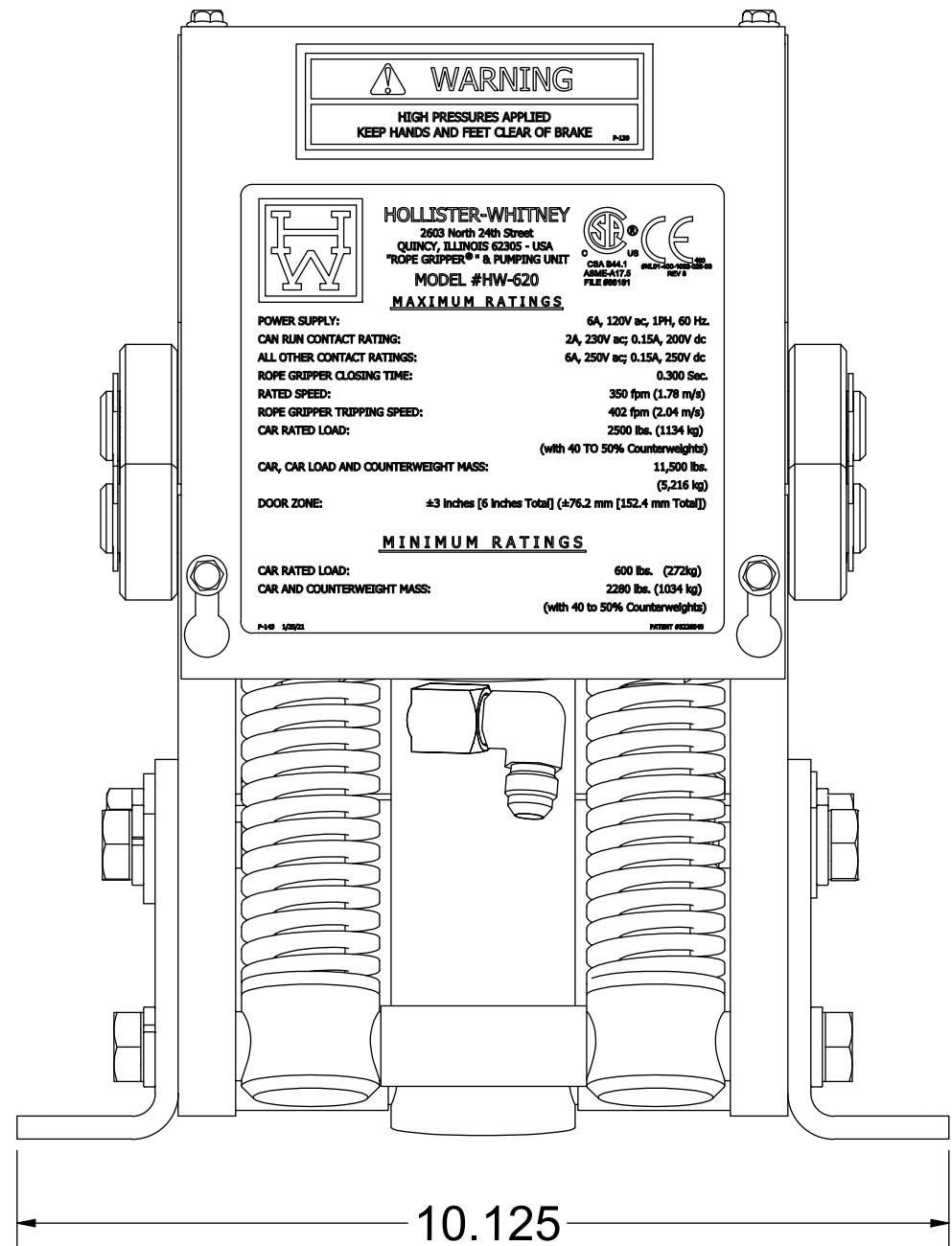
## **Legacy Parts Lists**

### **Older Rope Grippers, Switch Assemblies & Pumping Unit**

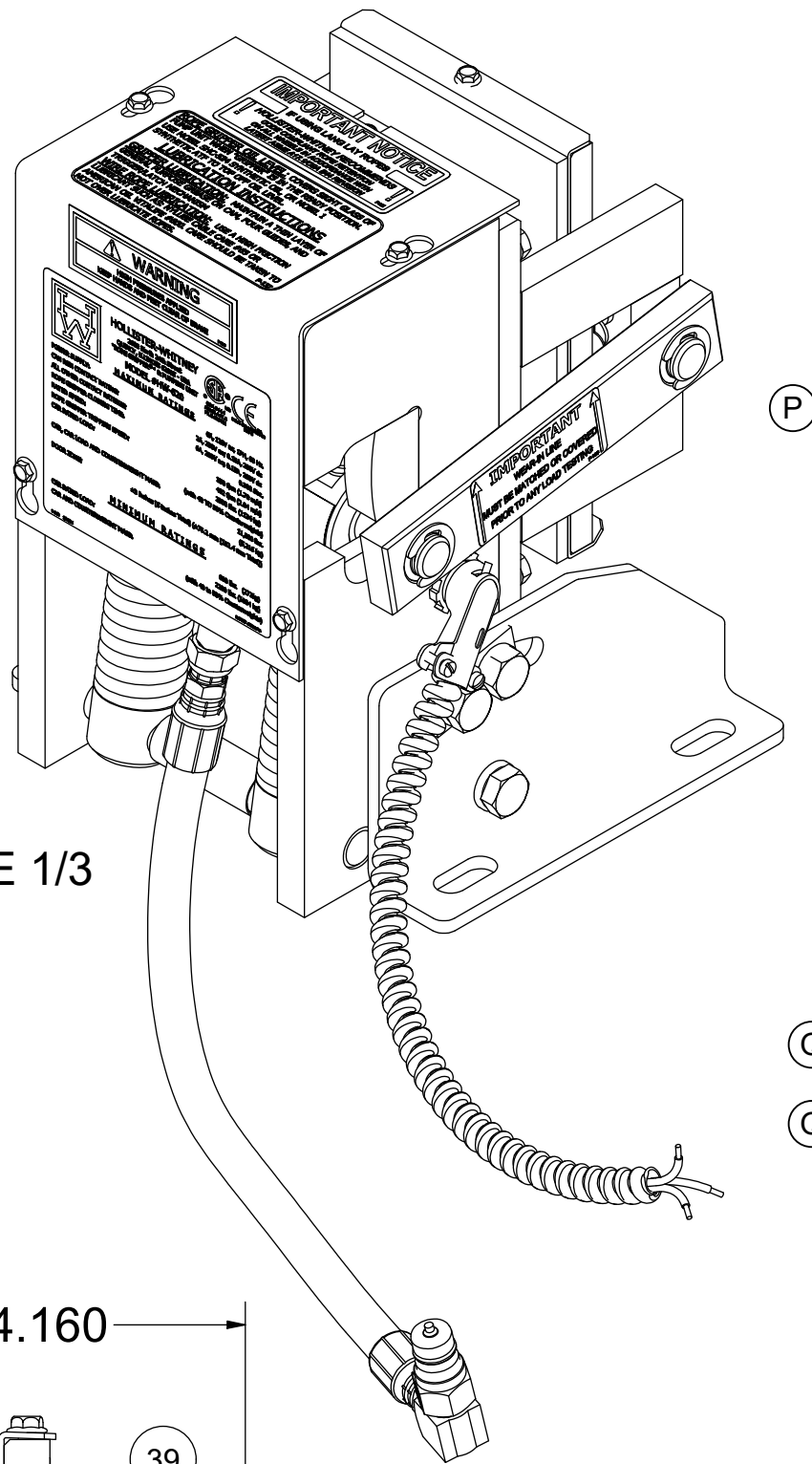
#620 Rope Gripper	40
#621 Rope Gripper	44
#622 Rope Gripper	46
#624 Rope Gripper	48
#625 Rope Gripper	54
#626 Rope Gripper	58
#626-SPL Rope Gripper	62
#620-064, #620 Rope Gripper	66
#622-064, #622 thru 626-SPL Rope Grippers	67
#620-050, #620 Rope Gripper	68
#622-050, #622 thru 626-SPL Rope Grippers	68
#620-100 Pumping Unit (All Rope Gripper Models)	69



PAD POSITION REFERENCE;  
CENTERLINE OF ROPE WILL  
VARY WITH ROPE SIZE



SCALE 1/3



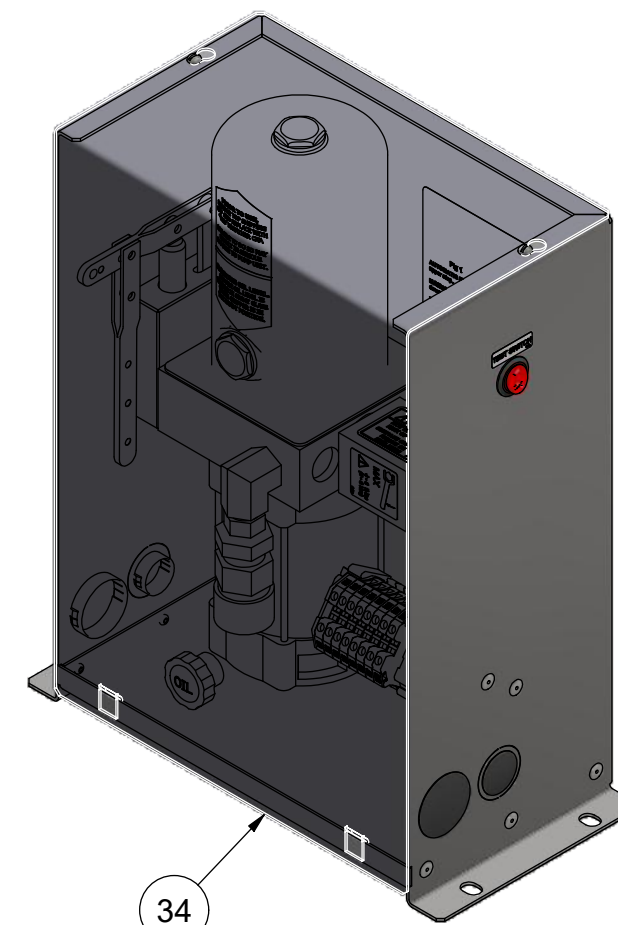
ITEM	QTY	PART NUMBER	DESCRIPTION
1	1	620-003	STATIONARY SHOE ASSEMBLY
2	1	620-004	MOVABLE SHOE
3	2	620-007	SHAFT SUPPORT BLOCK
4	4	620-008	SPACER (11 GA.) - LINING WEAR
5	2	620-008-1	SPACER (16 GA.) - LINING WEAR
6	2	620-008-2	SPACER (22 GA.) - LINING WEAR
7	1	620-015	TUBING ASSEMBLY
8	2	620-018	ROTATING & NON-ROTATING SHAFT
9	2	601-020	CONNECTING ARM ASSEMBLY
10	2	620-022	LINING ASSEMBLY
11	2	601-025	LOWER SPRING GUIDE ASSEMBLY
12	2	601-027	SPRING UPPER SUPPORT
13	2	601-029	SPRING UPPER SUPPORT GUIDE
14	2	601-030	GRIPPER SPRING
15	2	620-031	SHAFT
16	2	620-032	SPACER TUBING
17	1	620-033	TUBING - SPACER
18	1	601-035	CYLINDER - ASSEMBLY
19	1	622-036	HYDRAULIC CYLINDER PIVOT BRACKET ASSEMBLY
20	1	620-037	HYDRAULIC HOSE - STANDARD 27" LENGTH
21	1	620-037- "L"	HYDRAULIC HOSE - "L" = LENGTH IN FEET (30' MAX)
22	1	620-038	QUICK CONNECT FITTING
23	1	601-039	1/8 X 1/4 NPT, 90° ELBOW
24	1	620-040	COVER - 620 ROPE GRIPPER
25	1	601-041 R	MOUNTING ANGLE - RIGHT
26	1	601-041 L	MOUNTING ANGLE - LEFT
27	1	620-638-18	ACTUATING ANGLE ASSEMBLY - 18mm
28	1	620-635-1	SWITCH ASS'Y, LEAD LENGTHS = 10'
29	1	620-635-2	SWITCH ASS'Y, LEAD LENGTHS = 24'
30	1	620-635-3	SWITCH ASS'Y, LEAD LENGTHS = 18'
31	1	601-078	LATCH
32	1	600-081-1	CONDUIT - FLEXIBLE (1/2"), LENGTH TO MATCH 620-064
33	1	600-081-2	CONDUIT - FLEXIBLE (1/2"), LENGTH TO MATCH 620-064
34	1	600-081-3	CONDUIT - FLEXIBLE (1/2"), LENGTH TO MATCH 620-064
35	1	600-082	801-DC2 90° ANGLE BOX CONNECTOR
36	1	610-087	90° ADAPTOR, 45° FH 5/8"-18 X 1/4 NPT 18
37	1	610-091	3-8 x 3-8 NPT STREET 90 DEG. ELBOW
38	2	601-095	DOUBLE BOLT WASHER
39	1	620-100	PUMPING UNIT
40	1	622-207	HOSE GROMMET
41	1	620-607	SOLENOID LOCKING UNIT
42	4	90-033	E-CLIP, #X5133-74
43	1	P-139	ROPE GRIPPER WARNING LABEL - SMALL
44	1	P-133	ROPE GRIPPER WARNING LABEL - MEDIUM
45	1	P-137	GRIPPER LUBE INST. STICKER
46	1	P-141	IMPORTANT LABEL - APPLIED TO TUBING
47	1	P-143	620 ROPE GRIPPER LABEL
48	1	P-144-2	AIR BLEED LABEL
49	2	P-186	ROPE GRIPPER WEAR-IN LINE STICKER
50	1	P-192	IMPORTANT NOTICE - LANG LAY ROPES, ROPE GRIPPER
51	6	1/2 - 13 UNC x 1.25"	HEX HEAD BOLT
52	6	1/2 LOCK WASHER	STANDARD LOCK WASHER
53	4	5/16 - 18 UNC x 2.0	SOCKET HEAD CAP SCREW
54	4	5/16" WASHER	STANDARD WASHER
55	2	#10-32 UNF x 0.375"	SOCKET HEAD CAP SCREW
56	2	#10-32 UNF x 0.75	SOCKET HEAD CAP SCREW
57	8	#10 LOCK WASHER	STANDARD LOCK WASHER
58	1	10-32 UNF x 0.25	SET SCREW
59	2	1/4 - 20 UNC x 1.5	HALF DOG SET SCREW
60	4	#10-24 UNC x 0.5	SOCKET HEAD CAP SCREW
61	6	#10-24 UNC x 0.5	WHIZ BOLT

**NOTE:**

- QTY LISTED FOR ITEMS 4, 5 & 6 ARE STANDARD. ACTUAL QTY MAY VARY WITH ROPE DIAMETER.
- REFERENCE DIMENSIONS SHOWN TO AID IN SETUP AND INSTALL

Weight - Pumping Unit: 29.2 lbmass, Gripper: 64.28 lbmass

			Q	WAS 600-051, 620-635-X WAS 620-064-X, PUR #1337	LTL 3/30/20	HOLLISTER-WHITNEY ELEVATOR CO. LLC			
			P	620-022 WAS 601-022, 5.25 WAS 4.875, 5/16"	LTL 7/18/19				
Q	REMOVE 618-067, #6-32 SCR & #6 WASHER, 620-638-18	LTL 3/30/20		WASHERS WAS LOCK, PUR #1087		TITLE			
THIS DRAWING IS SUPPLIED AS A REPRESENTATION OF THE EQUIPMENT HOLLISTER-WHITNEY ELEVATOR CO. LLC ("MANUFACTURER") HAS AGREED TO SUPPLY. SLIGHT ADJUSTMENTS MAY OCCUR DURING MANUFACTURING AND INSTALLATION. ANY MODIFICATIONS NOT APPROVED IN WRITING BY MANUFACTURER MAY AFFECT OPERATION. VOIDS ANY WARRANTY AND RELEASES MANUFACTURER OF ALL LIABILITY. THIS DOCUMENT CONTAINS CONFIDENTIAL AND PROPRIETARY INFORMATION THAT CANNOT BE REPRODUCED OR DIVULGED, IN WHOLE OR IN PART, WITHOUT WRITTEN AUTHORIZATION FROM THE MANUFACTURER.						"ROPE GRIPPER" ASSEMBLY			
						DRAWN BY LTL			
THIRD ANGLE PROJECTION						SCALE 1/2			
						MATERIAL SEE PARTS LIST			
SHEET SIZE C						DATE 9/8/2003			
						REFERENCE TOL. ALL DIMENSIONS REFERENCE UNLESS OTHERWISE SPECIFIED			
620						SHEET 1 OF 2			

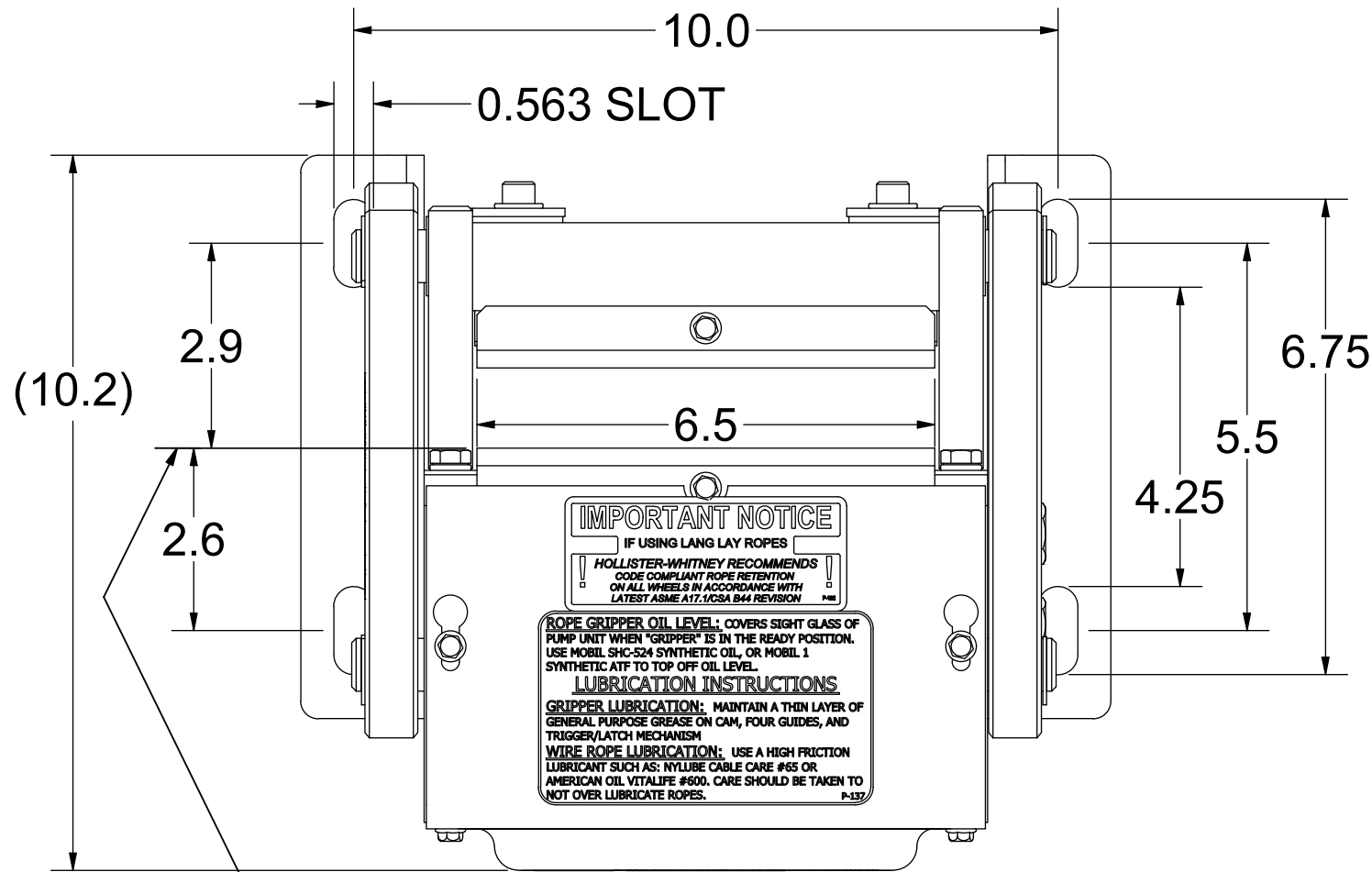


**PUMPING UNIT**  
**SCALE 1 / 4**

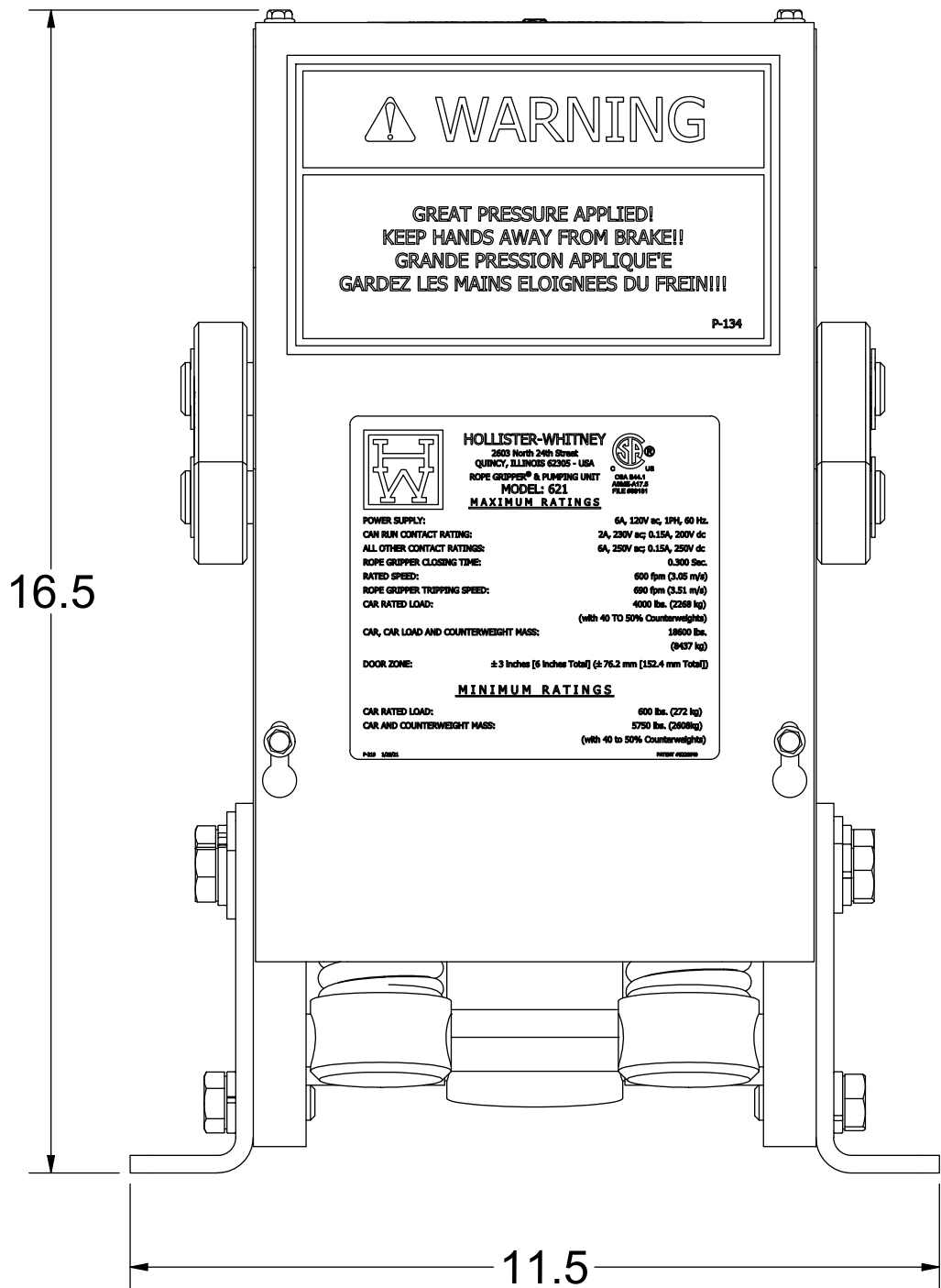
Weight - Pumping Unit: 29.2 lbmass, Gripper: 64.28 lbmass

SEE PREVIOUS PAGE  
FOR REVISIONS

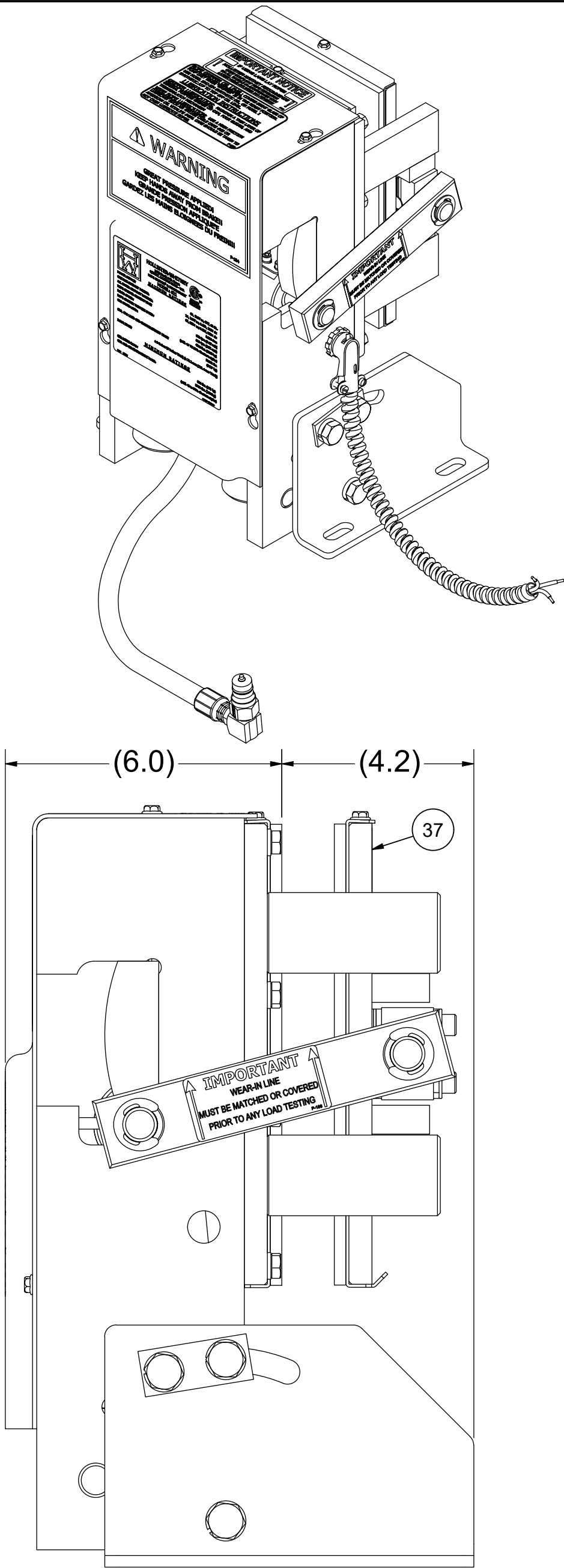
						HOLLISTER-WHITNEY ELEVATOR CO. LLC			
						TITLE			
						"ROPE GRIPPER" ASSEMBLY			
<small>THIS DRAWING IS SUPPLIED AS A REPRESENTATION OF THE EQUIPMENT HOLLISTER-WHITNEY ELEVATOR CO. LLC ("MANUFACTURER") HAS AGREED TO SUPPLY. SLIGHT ADJUSTMENTS MAY OCCUR DURING MANUFACTURING AND INSTALLATION. ANY MODIFICATIONS NOT APPROVED IN WRITING BY MANUFACTURER MAY AFFECT OPERATION, VOIDS ANY WARRANTY AND RELEASES MANUFACTURER OF ALL LIABILITY. THIS DOCUMENT CONTAINS CONFIDENTIAL AND PROPRIETARY INFORMATION THAT CANNOT BE REPRODUCED OR DIVULGED, IN WHOLE OR IN PART, WITHOUT WRITTEN AUTHORIZATION FROM THE MANUFACTURER.</small>						DRAWN BY LTL		SCALE 1/3.25	
						SHEET SIZE C		DATE 9/8/2003	
						MATERIAL SEE PARTS LIST		REFERENCE TOL. ALL DIMENSIONS REFERENCE UNLESS OTHERWISE SPECIFIED	
						THIRD ANGLE PROJECTION		620	
								SHEET 2 OF 2	



PAD POSITION REFERENCE;  
CENTERLINE OF ROPE WILL  
VARY WITH ROPE SIZE




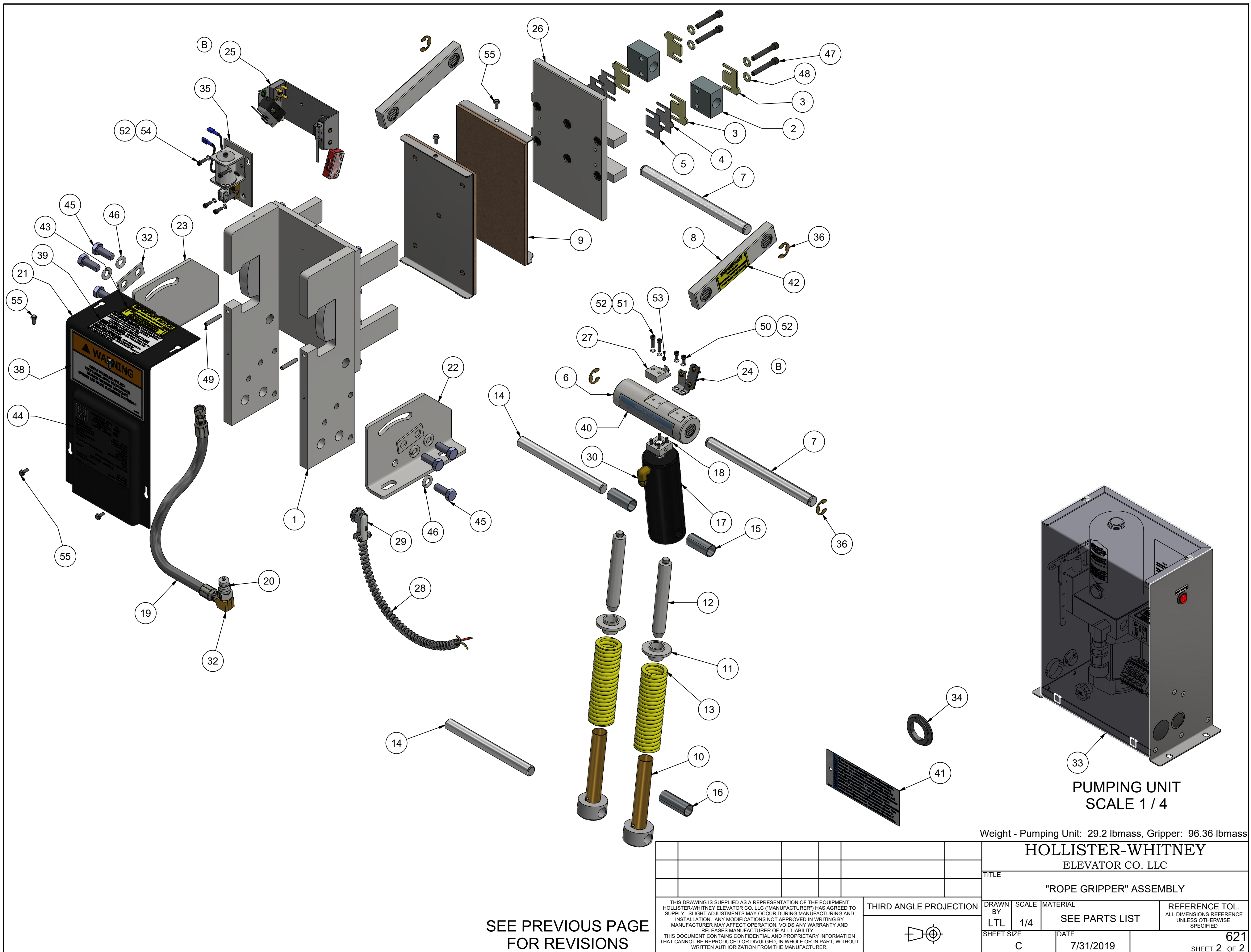
- NOTE:**
- QTY LISTED FOR ITEMS 3, 4 & 5 ARE STANDARD. ACTUAL QTY MAY VARY WITH ROPE DIAMETER.
  - REFERENCE DIMENSIONS SHOWN TO AID IN SETUP AND INSTALL

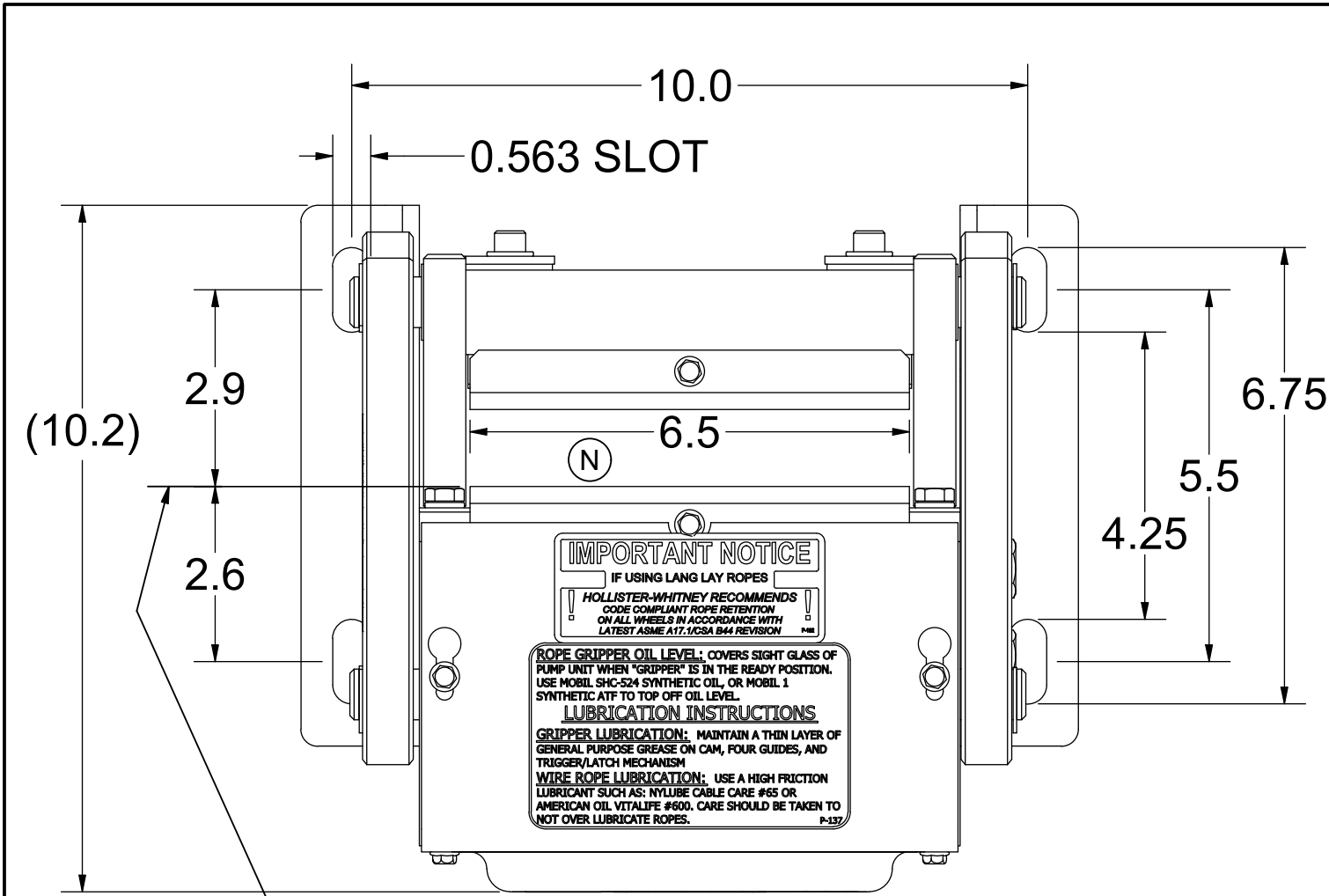


ITEM	QTY	PART NUMBER	DESCRIPTION
1	1	622-003	STATIONARY SHOE ASSEMBLY
2	2	620-007	SHAFT SUPPORT BLOCK
3	4	620-008	SPACER (11 GA.) - LINING WEAR
4	2	620-008-1	SPACER (16 GA.) - LINING WEAR
5	2	620-008-2	SPACER (22 GA.) - LINING WEAR
6	1	622-015	TUBING ASSEMBLY
7	2	622-018	SHAFT - ROTATING & NON-ROTATING
8	2	600-020	CONNECTING ARM ASSEMBLY
9	2	622-022	LINING ASSEMBLY
10	2	600-025	LOWER SPRING GUIDE ASSEMBLY
11	2	600-027	UPPER SPRING SUPPORT
12	2	600-029	GUIDE - UPPER SPRING SUPPORT
13	2	621-030	SPRING
14	2	622-031	SHAFT
15	2	601-032	TUBING - SPACER
16	1	622-033	TUBING - SPACER
17	1	600-035	CYLINDER ASSEMBLY
18	1	622-036	HYDRAULIC CYLINDER PIVOT BRACKET ASSEMBLY
19	1	620-037	HYDRAULIC HOSE - STANDARD 27" LENGTH
20	1	620-038	HYDRAULIC HOSE - "L" = LENGTH IN FEET (30' MAX)
21	1	622-040	QUICK CONNECT FITTING
22	1	600-041 R	COVER - 622 ROPE GRIPPER
23	1	600-041 L	ANGLE, RIGHT HAND - MOUNTING
24	1	600-041 L	ANGLE, LEFT HAND - MOUNTING
25	1	620-638-18	ACTUATING ANGLE ASSEMBLY - 18mm
26	1	622-635-1	SWITCH ASS'Y, LEAD LENGTHS = 10'
27	1	622-635-2	SWITCH ASS'Y, LEAD LENGTHS = 24'
28	1	622-635-3	SWITCH ASS'Y, LEAD LENGTHS = 18'
29	1	622-072	MOVABLE SHOE ASSEMBLY
30	1	601-078	LATCH
31	1	600-081-1	CONDUIT - FLEXIBLE (1/2"), LENGTH TO MATCH 622-064
32	1	600-081-2	
33	1	600-081-3	
34	1	801-DC2 90°	ANGLE BOX CONNECTOR
35	1	610-087	PARKER #149F-6-4 MALE ELBOW
36	1	610-091	3-8 x 3-8 NPT STREET 90 DEG. ELBOW
37	2	600-095	WASHER - DOUBLE BOLT
38	1	620-100	PUMPING UNIT
39	1	622-207	HOSE GROMMET
40	1	620-607	SOLENOID LOCKING UNIT
41	4	90-033	E-CLIP, #X5133-74
42	1	P-133	ROPE GRIPPER WARNING LABEL - MEDIUM
43	1	P-134	ROPE GRIPPER WARNING LABEL - LARGE
44	1	P-137	GRIPPER LUBE INST. STICKER
45	1	P-141	IMPORTANT LABEL - APPLIED TO TUBING
46	1	P-144-2	AIR BLEED LABEL
47	2	P-186	ROPE GRIPPER WEAR-IN LINE STICKER
48	1	P-192	IMPORTANT NOTICE - LANG LAY ROPES, ROPE GRIPPER
49	1	P-219	621 ROPE GRIPPER LABEL
50	6	1/2 - 13 UNC x 1.25"	HEX HEAD BOLT
51	6	1/2 LOCK WASHER	STANDARD LOCK WASHER
52	4	5/16 - 18 UNC x 2.0	SOCKET HEAD CAP SCREW
53	4	5/16" WASHER	STANDARD WASHER
54	2	1/4 - 20 UNC x 1.5	HALF DOG SET SCREW
55	2	#10-32 UNF x 0.375"	SOCKET HEAD CAP SCREW
56	2	#10-32 UNF x 0.75	SOCKET HEAD CAP SCREW
57	8	#10 LOCK WASHER	STANDARD LOCK WASHER
58	1	10-32 UNF x 0.25	SET SCREW
59	4	#10-24 UNC x 0.5	SOCKET HEAD CAP SCREW
60	6	#10-24 UNC x 0.5	WHIZ BOLT

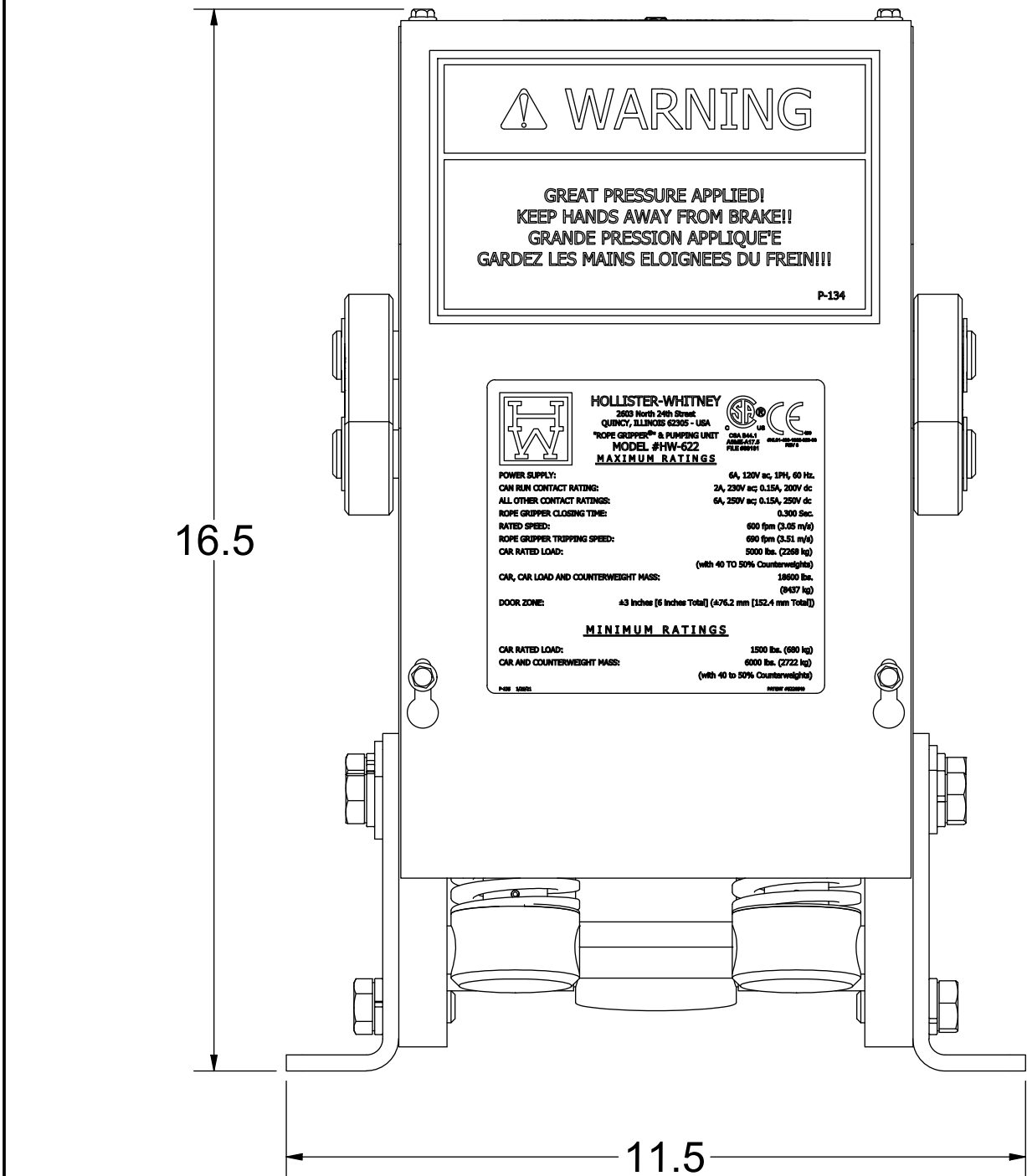
Weight - Pumping Unit: 29.2 lbmass, Gripper: 96.36 lbmass

				B	REMOVE 618-067, #6-32 SCR & #6 WASHER, 620-638-18	LTL 3/30/20	HOLLISTER-WHITNEY ELEVATOR CO. LLC				
					WAS 600-051, 622-635-X WAS 622-064-X, PUR #1337		TITLE				
				A	PRODUCTION RELEASE, PUR #1087	LTL 7/31/19	"ROPE GRIPPER" ASSEMBLY				
<p>THIS DRAWING IS SUPPLIED AS A REPRESENTATION OF THE EQUIPMENT HOLLISTER-WHITNEY ELEVATOR CO. LLC ("MANUFACTURER") HAS AGREED TO SUPPLY. SLIGHT ADJUSTMENTS MAY OCCUR DURING MANUFACTURING AND INSTALLATION. ANY MODIFICATIONS NOT APPROVED IN WRITING BY MANUFACTURER MAY AFFECT OPERATION. VOIDS ANY WARRANTY AND RELEASES MANUFACTURER OF ALL LIABILITY.</p> <p>THIS DOCUMENT CONTAINS CONFIDENTIAL AND PROPRIETARY INFORMATION THAT CANNOT BE REPRODUCED OR DIVULGED, IN WHOLE OR IN PART, WITHOUT WRITTEN AUTHORIZATION FROM THE MANUFACTURER.</p>					THIRD ANGLE PROJECTION		DRAWN BY	SCALE	MATERIAL	REFERENCE TOL.	
							LTL	1/2.5	SEE PARTS LIST	ALL DIMENSIONS REFERENCE UNLESS OTHERWISE SPECIFIED	
							SHEET SIZE		DATE		621
							C		7/31/2019		SHEET 1 OF 2

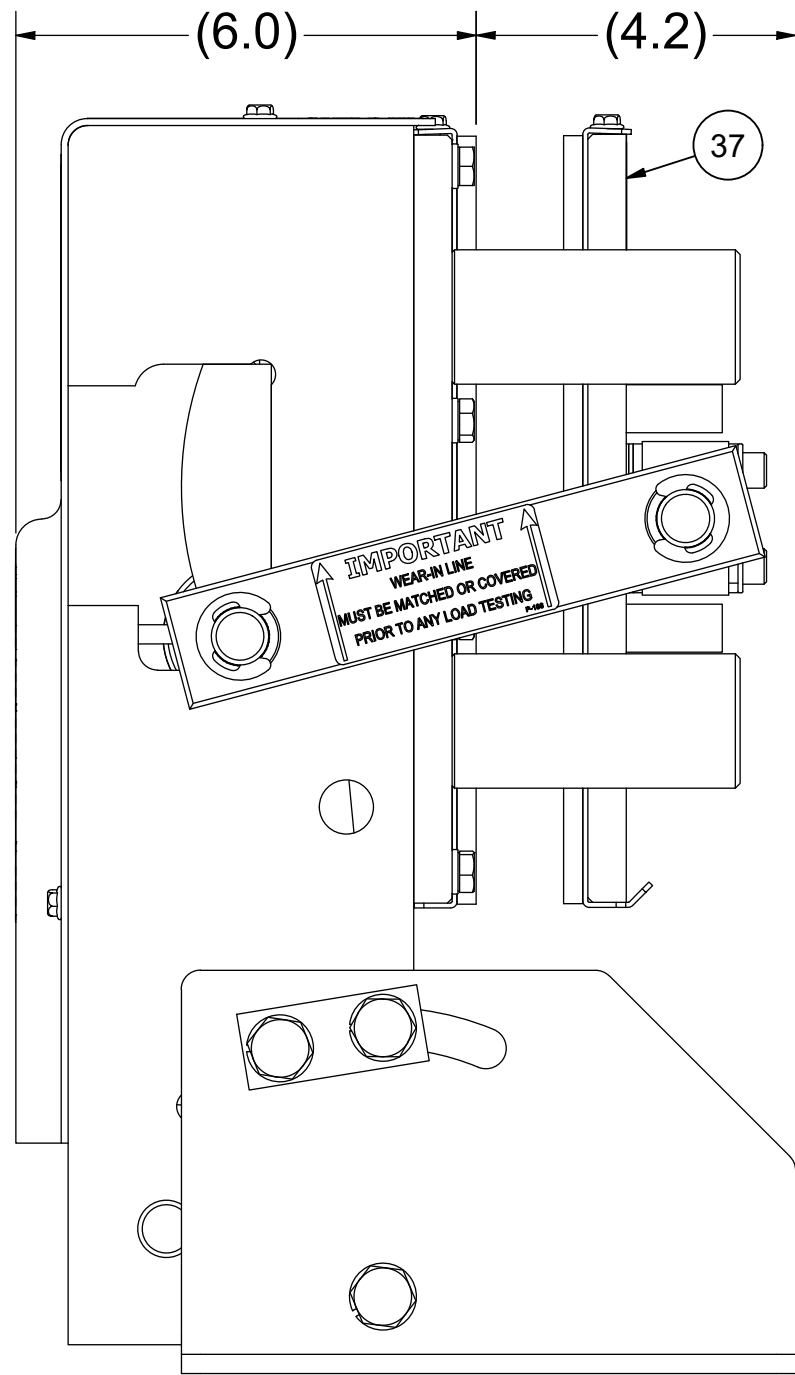
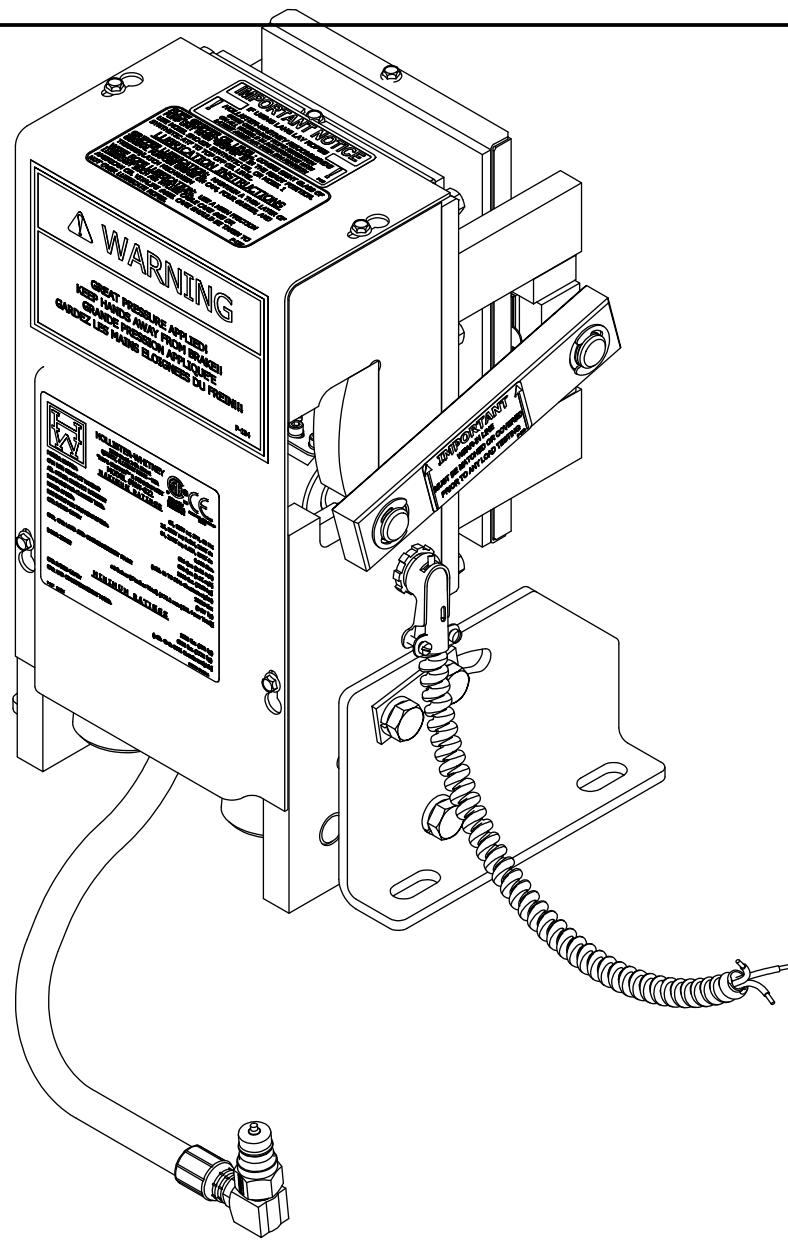




PAD POSITION REFERENCE;  
CENTERLINE OF ROPE WILL  
VARY WITH ROPE SIZE



- NOTE:**
- QTY LISTED FOR ITEMS 3, 4 & 5 ARE STANDARD. ACTUAL QTY MAY VARY WITH ROPE DIAMETER.
  - REFERENCE DIMENSIONS SHOWN TO AID IN SETUP AND INSTALL



(N)

(P)

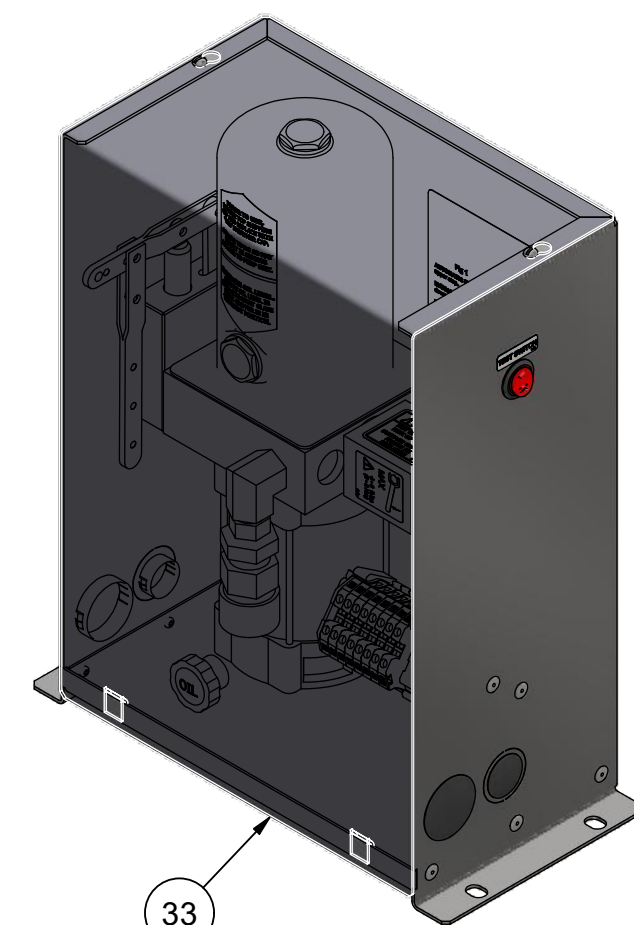

(P)

(N)

ITEM	QTY	PART NUMBER	DESCRIPTION
1	1	622-003	STATIONARY SHOE ASSEMBLY
2	2	620-007	SHAFT SUPPORT BLOCK
3	4	620-008	SPACER (11 GA.) - LINING WEAR
4	2	620-008-1	SPACER (16 GA.) - LINING WEAR
5	2	620-008-2	SPACER (22 GA.) - LINING WEAR
6	1	622-015	TUBING ASSEMBLY
7	2	622-018	SHAFT - ROTATING & NON-ROTATING
8	2	600-020	CONNECTING ARM ASSEMBLY
9	2	622-022	LINING ASSEMBLY
10	2	600-025	LOWER SPRING GUIDE ASSEMBLY
11	2	600-027	UPPER SPRING SUPPORT
12	2	600-029	GUIDE - UPPER SPRING SUPPORT
13	2	600-030	SPRING (BLUE) - STANDARD DUTY
14	2	622-031	SHAFT
15	2	601-032	TUBING - SPACER
16	1	622-033	TUBING - SPACER
17	1	600-035	CYLINDER ASSEMBLY
18	1	622-036	HYDRAULIC CYLINDER PIVOT BRACKET ASSEMBLY
19	1	620-037	HYDRAULIC HOSE - STANDARD 27" LENGTH
20	1	620-038	HYDRAULIC HOSE - "L" = LENGTH IN FEET (30' MAX)
21	1	622-040	QUICK CONNECT FITTING
22	1	622-040	COVER - 622 ROPE GRIPPER
23	1	600-041 R	ANGLE, RIGHT HAND - MOUNTING
24	1	600-041 L	ANGLE, LEFT HAND - MOUNTING
25	1	620-638-18	ACTUATING ANGLE ASSEMBLY - 18mm
26	1	622-635-1	SWITCH ASS'Y, LEAD LENGTHS = 10'
27	1	622-635-2	SWITCH ASS'Y, LEAD LENGTHS = 24'
28	1	622-635-3	SWITCH ASS'Y, LEAD LENGTHS = 18'
29	1	622-072	MOVABLE SHOE ASSEMBLY
30	1	601-078	LATCH
31	1	600-081-1	CONDUIT - FLEXIBLE (1/2"), LENGTH TO MATCH 622-064
32	1	600-081-2	
33	1	600-081-3	
34	1	600-082	801-DC2 90° ANGLE BOX CONNECTOR
35	1	610-087	PARKER #149F-6-4 MALE ELBOW
36	1	610-091	3-8 x 3-8 NPT STREET 90 DEG. ELBOW
37	2	600-095	WASHER - DOUBLE BOLT
38	1	620-100	PUMPING UNIT
39	1	622-207	HOSE GROMMET
40	1	620-607	SOLENOID LOCKING UNIT
41	4	90-033	E-CLIP, #X5133-74
42	1	P-133	ROPE GRIPPER WARNING LABEL - MEDIUM
43	1	P-134	ROPE GRIPPER WARNING LABEL - LARGE
44	1	P-137	GRIPPER LUBE INST. STICKER
45	1	P-135	622 ROPE GRIPPER LABEL
46	1	P-141	IMPORTANT LABEL - APPLIED TO TUBING
47	1	P-144-2	AIR BLEED LABEL
48	2	P-186	ROPE GRIPPER WEAR-IN LINE STICKER
49	1	P-192	IMPORTANT NOTICE - LANG LAY ROPES, ROPE GRIPPER
50	6	1/2 - 13 UNC x 1.25"	HEX HEAD BOLT
51	6	1/2 LOCK WASHER	STANDARD LOCK WASHER
52	4	5/16 - 18 UNC x 2.0	SOCKET HEAD CAP SCREW
53	4	5/16" WASHER	STANDARD WASHER
54	2	1/4 - 20 UNC x 1.5	HALF DOG SET SCREW
55	2	#10-32 UNF x 0.375"	SOCKET HEAD CAP SCREW
56	2	#10-32 UNF x 0.75	SOCKET HEAD CAP SCREW
57	8	#10 LOCK WASHER	STANDARD LOCK WASHER
58	1	10-32 UNF x 0.25	SET SCREW
59	4	#10-24 UNC x 0.5	SOCKET HEAD CAP SCREW
60	6	#10-24 UNC x 0.5	WHIZ BOLT

Weight - Pumping Unit: 29.2 lbmass, Gripper: 93.29 lbmass

			P	WAS 600-051, 622-635-X WAS 622-064-X, PUR #1337	LTL 3/30/20	HOLLISTER-WHITNEY ELEVATOR CO. LLC					
			N	622-022 WAS 600-022, 6.5 WAS 6", 5/16" WASHERS	LTL 7/19/19	TITLE					
P	REMOVE 618-067, #6-32 SCR & #6 WASHER, 620-638-18	LTL 3/30/20		WAS LOCK, PUR #1087		ROPE GRIPPER ASSEMBLY					
THIS DRAWING IS SUPPLIED AS A REPRESENTATION OF THE EQUIPMENT HOLLISTER-WHITNEY ELEVATOR CO. LLC ("MANUFACTURER") HAS AGREED TO SUPPLY. SLIGHT ADJUSTMENTS MAY OCCUR DURING MANUFACTURING AND INSTALLATION. ANY MODIFICATIONS NOT APPROVED IN WRITING BY MANUFACTURER MAY AFFECT OPERATION. VOIDS ANY WARRANTY AND RELEASES MANUFACTURER OF ALL LIABILITY. THIS DOCUMENT CONTAINS CONFIDENTIAL AND PROPRIETARY INFORMATION THAT CANNOT BE REPRODUCED OR DIVULGED, IN WHOLE OR IN PART, WITHOUT WRITTEN AUTHORIZATION FROM THE MANUFACTURER.				THIRD ANGLE PROJECTION		DRAWN BY	SCALE	MATERIAL	REFERENCE TOL.		
						BLG	1/2.5	SEE PARTS LIST	ALL DIMENSIONS REFERENCE UNLESS OTHERWISE SPECIFIED		
						SHEET SIZE		DATE		622	
						C		3/25/2013		SHEET 1 OF 2	



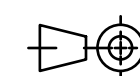
PUMPING UNIT  
SCALE 1 / 4

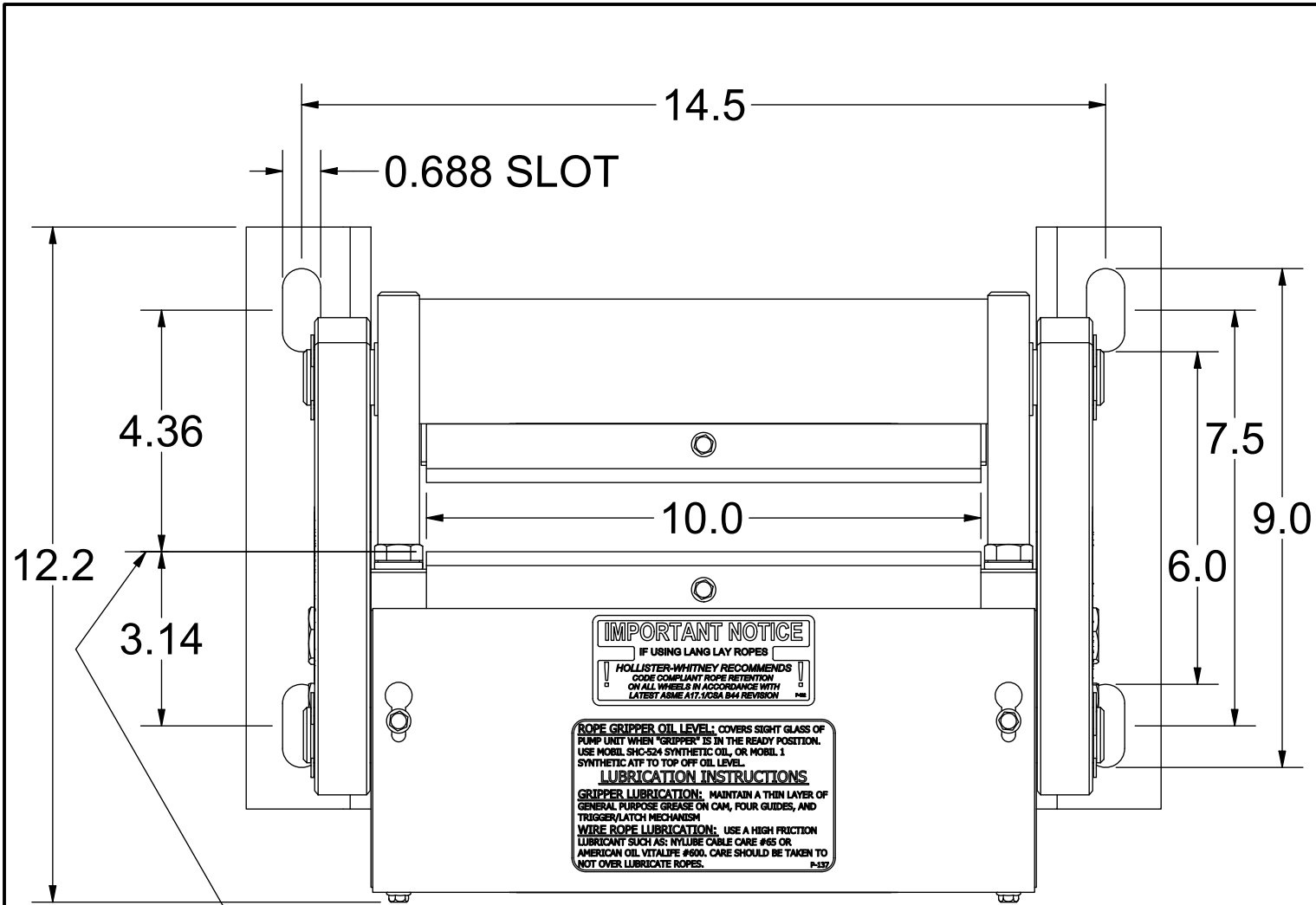
Weight - Pumping Unit: 29.2 lbmass, Gripper: 93.29 lbmass

SEE PREVIOUS PAGE  
FOR REVISIONS

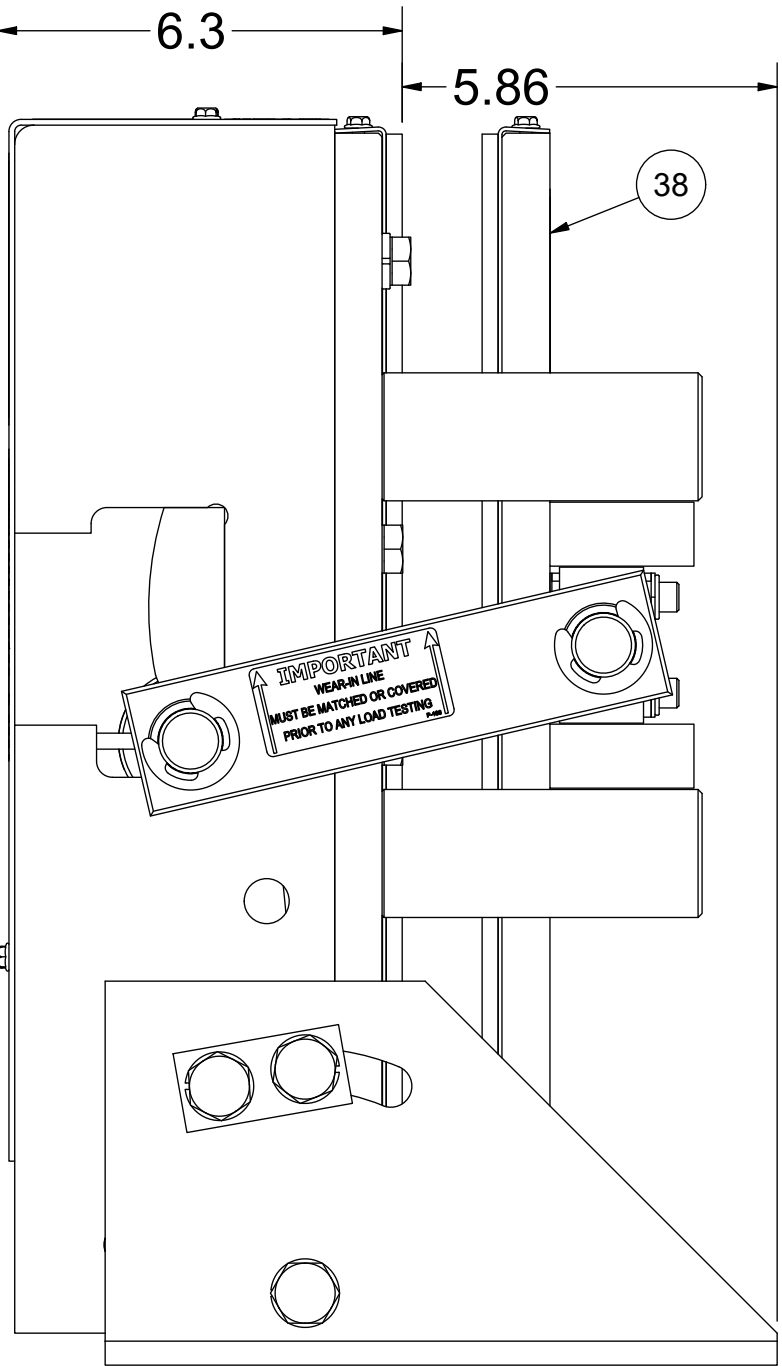
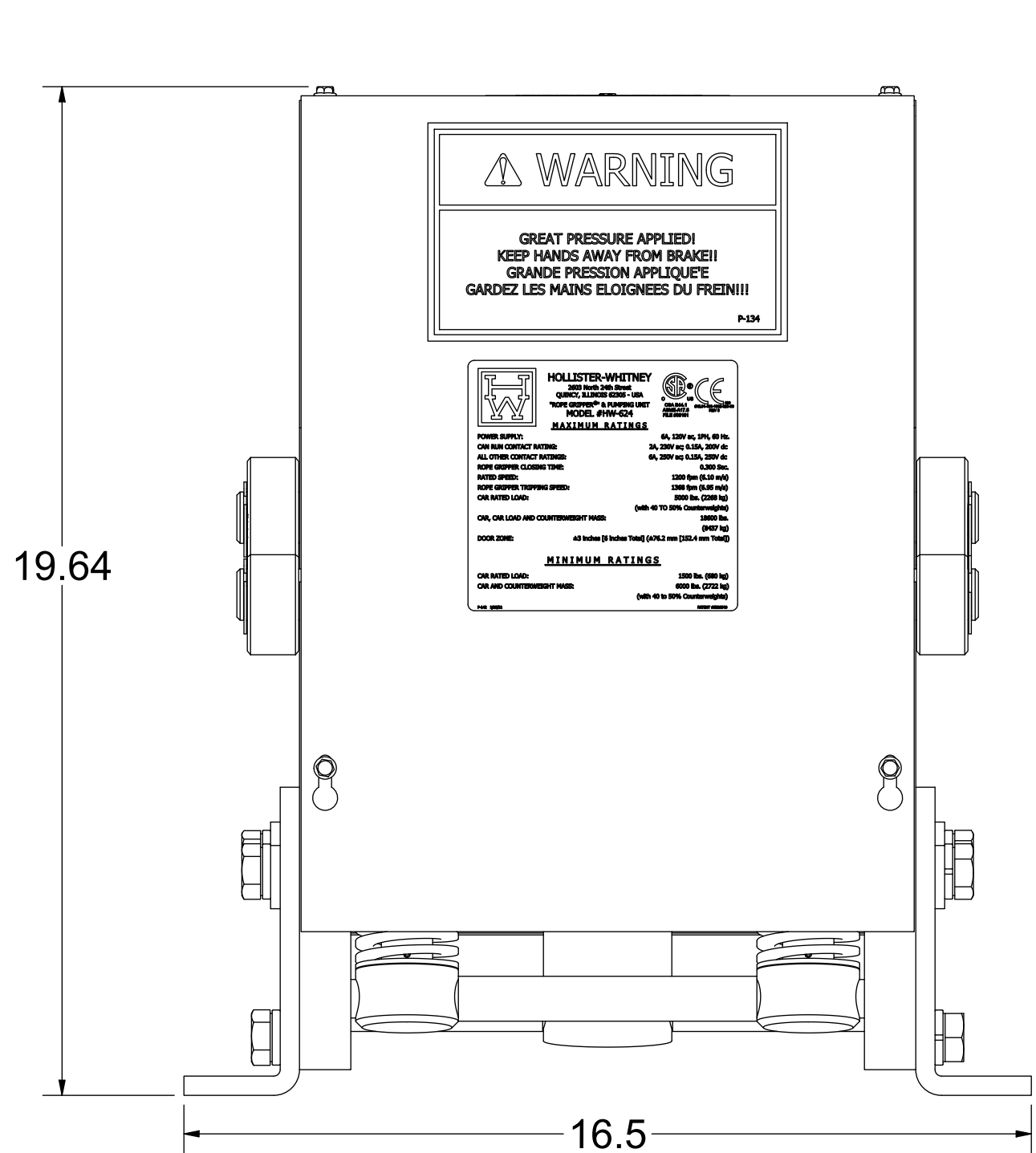
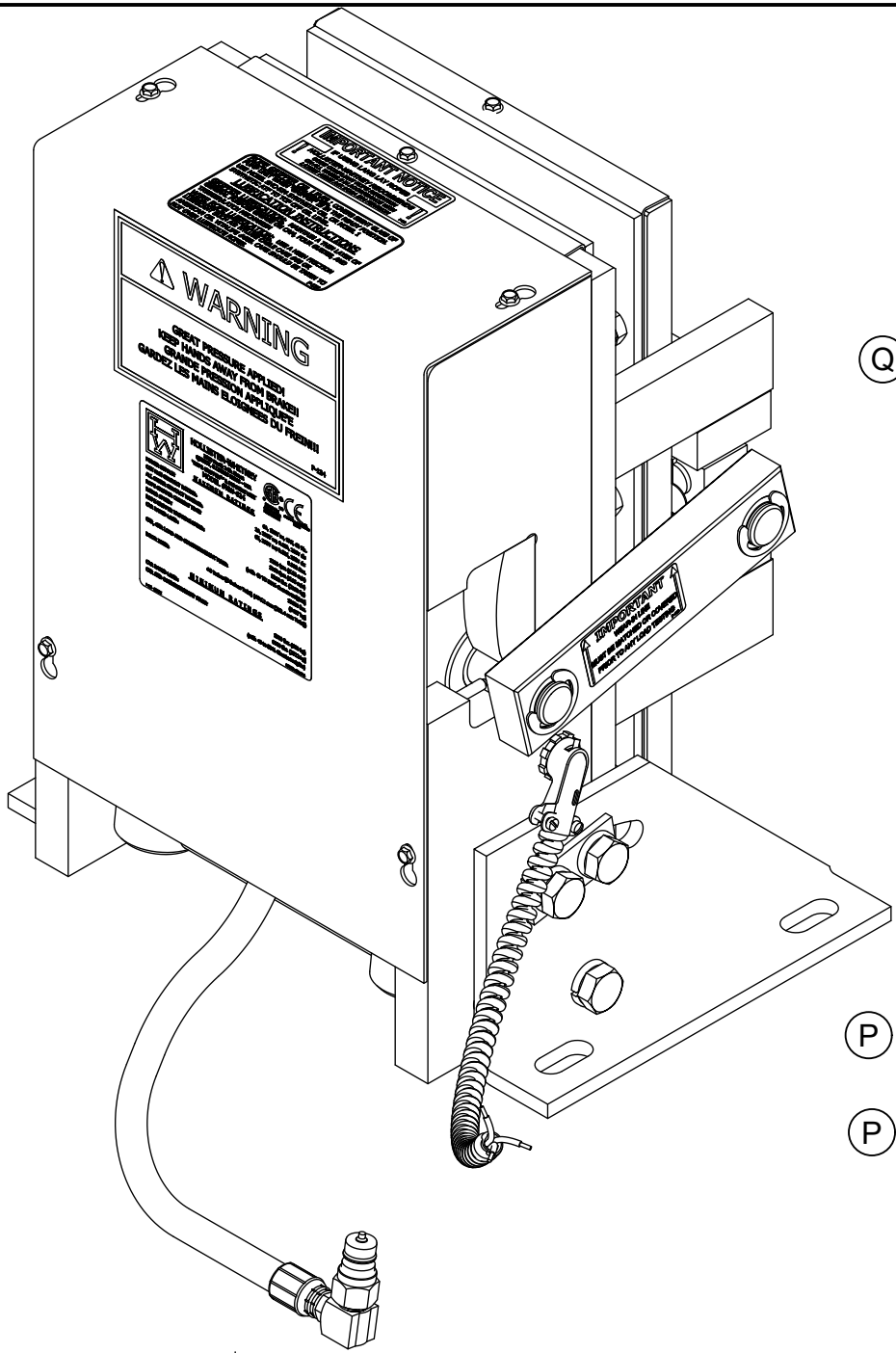
						HOLLISTER-WHITNEY ELEVATOR CO. LLC			
						TITLE			
						ROPE GRIPPER ASSEMBLY			
THIS DRAWING IS SUPPLIED AS A REPRESENTATION OF THE EQUIPMENT HOLLISTER-WHITNEY ELEVATOR CO. LLC ("MANUFACTURER") HAS AGREED TO SUPPLY. SLIGHT ADJUSTMENTS MAY OCCUR DURING MANUFACTURING AND INSTALLATION. ANY MODIFICATIONS NOT APPROVED IN WRITING BY MANUFACTURER MAY AFFECT OPERATION, VOIDS ANY WARRANTY AND RELEASES MANUFACTURER OF ALL LIABILITY. THIS DOCUMENT CONTAINS CONFIDENTIAL AND PROPRIETARY INFORMATION THAT CANNOT BE REPRODUCED OR DIVULGED, IN WHOLE OR IN PART, WITHOUT WRITTEN AUTHORIZATION FROM THE MANUFACTURER.						DRAWN BY BLG	SCALE 1/4	MATERIAL SEE PARTS LIST	REFERENCE TOL. ALL DIMENSIONS REFERENCE UNLESS OTHERWISE SPECIFIED
						SHEET SIZE C		DATE 3/25/2013	622 SHEET 2 OF 2

THIRD ANGLE PROJECTION





PAD POSITION REFERENCE;  
CENTERLINE OF ROPE WILL  
VARY WITH ROPE SIZE

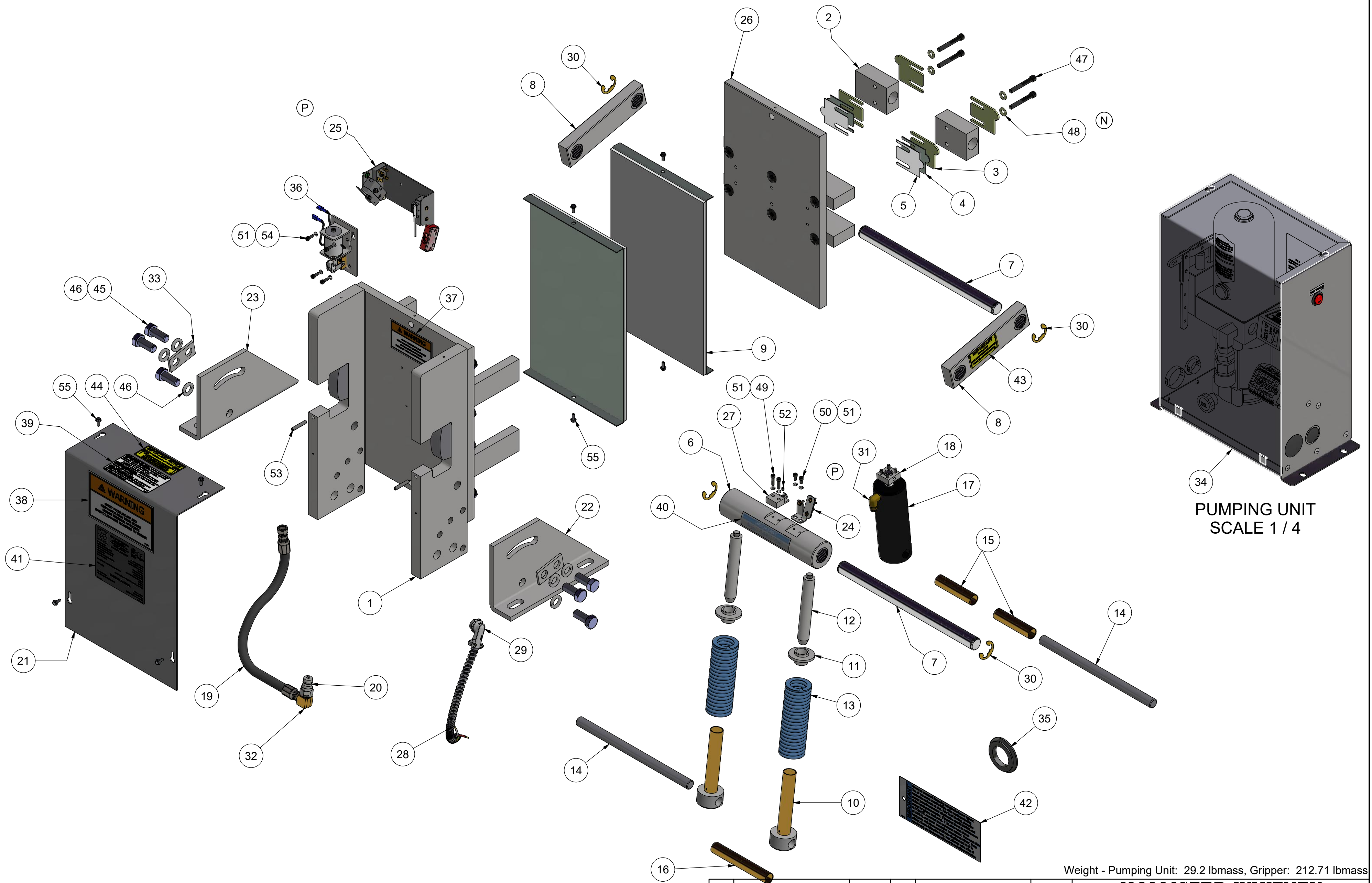


ITEM	QTY	PART NUMBER	DESCRIPTION
1	1	624-003	STATIONARY SHOE ASSEMBLY
2	2	624-007	SHAFT SUPPORT BLOCK
3	4	624-008	SPACER (11 GA.) - LINING WEAR
4	2	624-008-1	SPACER (16 GA.) - LINING WEAR
5	2	624-008-2	SPACER (22 GA.) - LINING WEAR
6	1	624-015	TUBING ASSEMBLY
7	2	626-018	SHAFT - ROTATING & NON-ROTATING
8	2	624-020	CONNECTING ARM ASSEMBLY
9	2	610-022	LINING ASSEMBLY
10	2	600-025	LOWER SPRING GUIDE ASSEMBLY
11	2	600-027	UPPER SPRING SUPPORT
12	2	600-029	GUIDE - UPPER SPRING SUPPORT
13	2	600-030	SPRING
14	2	626-031	SHAFT
15	2	624-032	TUBING - SPACER
16	1	624-033	TUBING - SPACER
17	1	600-035	CYLINDER ASSEMBLY
18	1	622-036	HYDRAULIC CYLINDER PIVOT BRACKET ASSEMBLY
19	1	620-037	HYDRAULIC HOSE - STANDARD 27" LENGTH
		620-037- "L"	HYDRAULIC HOSE - "L" = LENGTH IN FEET (30' MAX)
20	1	620-038	QUICK CONNECT FITTING
21	1	626-040	COVER - 624 & 626 ROPE GRIPPER
22	1	610-041 R	ANGLE, R.H. - MOUNTING
23	1	610-041 L	ANGLE, L.H. - MOUNTING
24	1	620-638-18	ACTUATING ANGLE ASSEMBLY - 18mm
		622-635-1	SWITCH ASS'Y, LEAD LENGTHS = 10'
25	1	622-635-2	SWITCH ASS'Y, LEAD LENGTHS = 24'
		622-635-3	SWITCH ASS'Y, LEAD LENGTHS = 18'
26	1	624-072	MOVABLE SHOE ASSEMBLY
27	1	601-078	LATCH
		600-081-1	CONDUIT - FLEXIBLE (1/2"), LENGTH TO MATCH 622-064
28	1	600-081-2	
		600-081-3	
29	1	600-082	801-DC2 90° ANGLE BOX CONNECTOR
30	4	610-085	E-CLIP (TRUARC) X5133-98
31	1	610-087	PARKER #149F-6-4 MALE ELBOW
32	1	610-091	3-8 x 3-8 NPT STREET 90 DEG. ELBOW
33	2	610-095	WASHER - DOUBLE BOLT
34	1	620-100	PUMPING UNIT
35	1	622-207	HOSE GROMMET
36	1	620-607	SOLENOID LOCKING UNIT
37	1	P-133	ROPE GRIPPER WARNING LABEL - MEDIUM
38	2	P-134	ROPE GRIPPER WARNING LABEL - LARGE
39	1	P-137	GRIPPER LUBE INST. STICKER
40	1	P-141	IMPORTANT LABEL - APPLIED TO TUBING
41	1	P-142	624 ROPE GRIPPER LABEL
42	1	P-144-2	AIR BLEED LABEL
43	2	P-186	ROPE GRIPPER WEAR-IN LINE STICKER
44	1	P-192	IMPORTANT NOTICE - LANG LAY ROPES, ROPE GRIPPER
45	6	5/8" - 11 UNC x 1 1/2"	HEX CAP SCREW
46	6	5/8 WASHER	STANDARD LOCK
47	4	5/16 - 18 UNC x 2.25	SOCKET HEAD CAP SCREW
48	4	5/16" WASHER	STANDARD WASHER
49	2	#10-32 UNF x 0.75	SOCKET HEAD CAP SCREW
50	2	#10-32 UNF x 0.375"	SOCKET HEAD CAP SCREW
51	8	#10 LOCK WASHER	STANDARD LOCK WASHER
52	1	10-32 UNF x 0.25	SET SCREW
53	2	1/4 - 20 UNC x 1.5	HALF DOG SET SCREW
54	4	#10-24 UNC x 0.5	SOCKET HEAD CAP SCREW
55	8	#10-24 UNC x 0.5	WHIZ BOLT

NOTE:

- QTY LISTED FOR ITEMS 3, 4 & 5 ARE STANDARD. ACTUAL QTY MAY VARY WITH ROPE DIAMETER.
- REFERENCE DIMENSIONS SHOWN TO AID IN SETUP AND INSTALL

Weight - Pumping Unit: 29.2 lbmass, Gripper: 212.71 lbmass				HOLLISTER-WHITNEY ELEVATOR CO. LLC			
P REMOVE 618-067, #6-32 SCR & #6 WASHER, 620-638-18 WAS 600-051, 622-635-X WAS 622-064-X, PUR #1337				TITLE			
Q 624-020 REPLACES 610-020, PUR 1588				"ROPE GRIPPER" ASSEMBLY			
LTL 12/1/21				DRAWN BY			
N 5/16" WASHERS WAS LOCK, PUR #1087				SCALE			
LTL 3/8/19				MATERIAL			
THIS DRAWING IS SUPPLIED AS A REPRESENTATION OF THE EQUIPMENT. HOLLISTER-WHITNEY ELEVATOR CO. LLC ("MANUFACTURER") HAS AGREED TO SUPPLY. SLIGHT ADJUSTMENTS MAY OCCUR DURING MANUFACTURING AND INSTALLATION. ANY MODIFICATIONS NOT APPROVED IN WRITING BY MANUFACTURER MAY AFFECT OPERATION. VOIDS ANY WARRANTY AND RELEASES MANUFACTURER OF ALL LIABILITY. THIS DOCUMENT CONTAINS CONFIDENTIAL AND PROPRIETARY INFORMATION THAT CANNOT BE REPRODUCED OR DIVULGED, IN WHOLE OR IN PART, WITHOUT WRITTEN AUTHORIZATION FROM THE MANUFACTURER.				REFERENCE TOL. ALL DIMENSIONS REFERENCE UNLESS OTHERWISE SPECIFIED			
THIRD ANGLE PROJECTION				SEE PARTS LIST			
SHEET SIZE				DATE			
C				10/12/2006			
624				SHEET 1 OF 2			



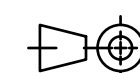
PUMPING UNIT  
SCALE 1 / 4

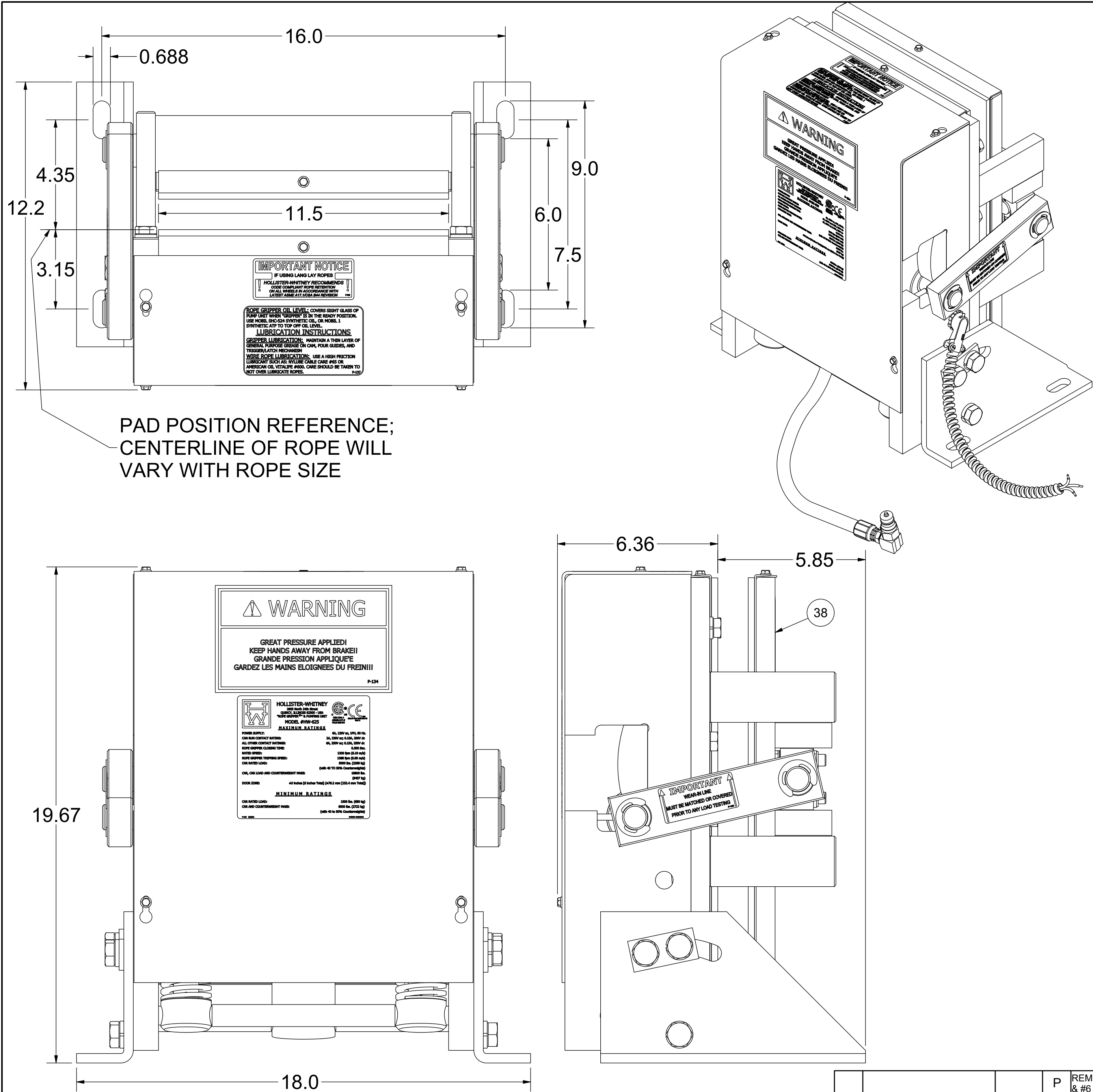
Weight - Pumping Unit: 29.2 lbmass, Gripper: 212.71 lbmass

SEE PREVIOUS PAGE  
FOR REVISIONS

						HOLLISTER-WHITNEY ELEVATOR CO. LLC			
						TITLE			
						"ROPE GRIPPER" ASSEMBLY			
THIS DRAWING IS SUPPLIED AS A REPRESENTATION OF THE EQUIPMENT HOLLISTER-WHITNEY ELEVATOR CO. LLC ("MANUFACTURER") HAS AGREED TO SUPPLY. SLIGHT ADJUSTMENTS MAY OCCUR DURING MANUFACTURING AND INSTALLATION. ANY MODIFICATIONS NOT APPROVED IN WRITING BY MANUFACTURER MAY AFFECT OPERATION, VOIDS ANY WARRANTY AND RELEASES MANUFACTURER OF ALL LIABILITY. THIS DOCUMENT CONTAINS CONFIDENTIAL AND PROPRIETARY INFORMATION THAT CANNOT BE REPRODUCED OR DIVULGED, IN WHOLE OR IN PART, WITHOUT WRITTEN AUTHORIZATION FROM THE MANUFACTURER.						DRAWN BY LTL	SCALE 1/5	MATERIAL SEE PARTS LIST	REFERENCE TOL. ALL DIMENSIONS REFERENCE UNLESS OTHERWISE SPECIFIED
						SHEET SIZE C		DATE 10/12/2006	624 SHEET 2 OF 2

THIRD ANGLE PROJECTION



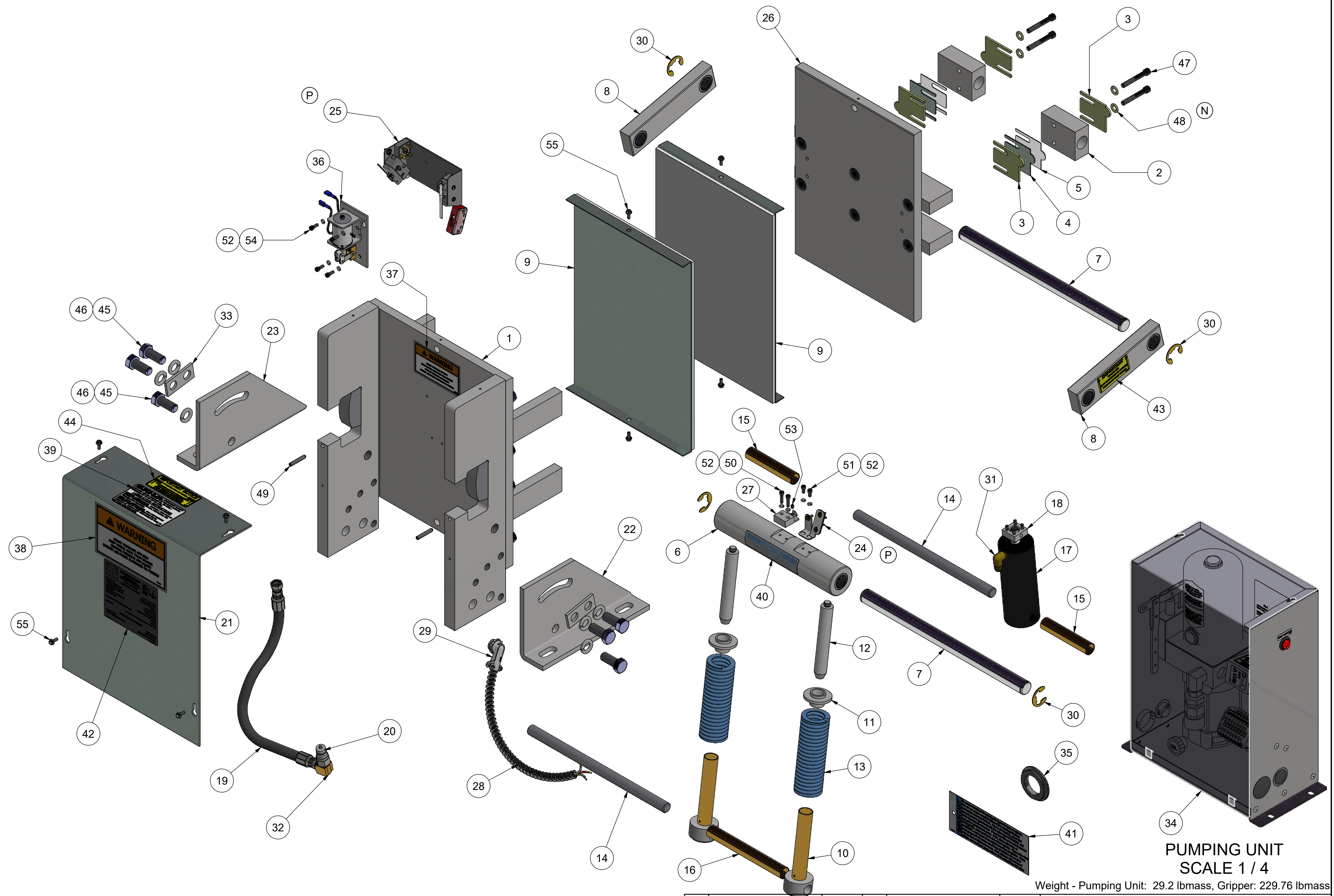


- NOTE:**
- QTY LISTED FOR ITEMS 3, 4 & 5 ARE STANDARD. ACTUAL QTY MAY VARY WITH ROPE DIAMETER.
  - REFERENCE DIMENSIONS SHOWN TO AID IN SETUP AND INSTALL

ITEM	QTY	PART NUMBER	DESCRIPTION
1	1	625-003	STATIONARY SHOE ASSEMBLY
2	2	624-007	SHAFT SUPPORT BLOCK
3	4	624-008	SPACER (11 GA.) - LINING WEAR
4	2	624-008-1	SPACER (16 GA.) - LINING WEAR
5	2	624-008-2	SPACER (22 GA.) - LINING WEAR
6	1	625-015	TUBING ASSEMBLY
7	2	610-018	SHAFT - ROTATING & NON-ROTATING
8	2	624-020	CONNECTING ARM ASSEMBLY
9	2	625-022	LINING ASSEMBLY
10	2	600-025	LOWER SPRING GUIDE ASSEMBLY
11	2	600-027	UPPER SPRING SUPPORT
12	2	600-029	GUIDE - UPPER SPRING SUPPORT
13	2	600-030	SPRING
14	2	610-031	SHAFT
15	2	605-032	TUBING - SPACER
16	1	605-033	TUBING - SPACER
17	1	600-035	CYLINDER ASSEMBLY
18	1	622-036	HYDRAULIC CYLINDER PIVOT BRACKET ASSEMBLY
19	1	620-037	HYDRAULIC HOSE - STANDARD 27" LENGTH
20	1	620-037- "L"	HYDRAULIC HOSE - "L" = LENGTH IN FEET (30' MAX)
21	1	620-038	QUICK CONNECT FITTING
22	1	625-040	COVER - 625 ROPE GRIPPER
23	1	610-041 R	ANGLE, R.H. - MOUNTING
24	1	610-041 L	ANGLE, L.H. - MOUNTING
25	1	620-638-18	ACTUATING ANGLE ASSEMBLY - 18mm
26	1	622-635-1	SWITCH ASS'Y, LEAD LENGTHS = 10'
27	1	622-635-2	SWITCH ASS'Y, LEAD LENGTHS = 24'
28	1	622-635-3	SWITCH ASS'Y, LEAD LENGTHS = 18'
29	1	625-072	MOVABLE SHOE ASSEMBLY
30	1	601-078	LATCH
31	1	600-081-1	CONDUIT - FLEXIBLE (1/2"), LENGTH TO MATCH 622-064
32	1	600-081-2	
33	1	600-081-3	
34	1	600-082	801-DC2 90° ANGLE BOX CONNECTOR
35	4	610-085	E-CLIP (TRUARC) X5133-98
36	1	610-087	PARKER #149F-6-4 MALE ELBOW
37	1	610-091	3-8 x 3-8 NPT STREET 90 DEG. ELBOW
38	2	610-095	WASHER - DOUBLE BOLT
39	1	620-100	PUMPING UNIT
40	1	622-207	HOSE GROMMET
41	1	620-607	SOLENOID LOCKING UNIT
42	1	P-133	ROPE GRIPPER WARNING LABEL - MEDIUM
43	2	P-134	ROPE GRIPPER WARNING LABEL - LARGE
44	1	P-137	GRIPPER LUBE INST. STICKER
45	1	P-141	IMPORTANT LABEL - APPLIED TO TUBING
46	1	P-144-2	AIR BLEED LABEL
47	1	P-145	625 ROPE GRIPPER LABEL
48	2	P-186	ROPE GRIPPER WEAR-IN LINE STICKER
49	1	P-192	IMPORTANT NOTICE - LANG LAY ROPES, ROPE GRIPPER
50	6	5/8" - 11 UNC x 1 1/2"	HEX CAP SCREW
51	6	5/8 WASHER	STANDARD LOCK
52	4	5/16 - 18 UNC x 2.25	SOCKET HEAD CAP SCREW
53	4	5/16" WASHER	STANDARD WASHER
54	2	1/4 - 20 UNC x 1.5	HALF DOG SET SCREW
55	2	#10-32 UNF x 0.75	SOCKET HEAD CAP SCREW
56	2	#10-32 UNF x 0.375"	SOCKET HEAD CAP SCREW
57	8	#10 LOCK WASHER	STANDARD LOCK WASHER
58	1	10-32 UNF x 0.25	SET SCREW
59	4	#10-24 UNC x 0.5	SOCKET HEAD CAP SCREW
60	8	#10-24 UNC x 0.5	WHIZ BOLT

Weight - Pumping Unit: 29.2 lbmass, Gripper: 229.76 lbmass

			P	REMOVE 618-067, #6-32 SCR & #6 WASHER, 620-638-18	LTL 3/30/20	HOLLISTER-WHITNEY ELEVATOR CO. LLC			
				WAS 600-051, 622-635-X WAS 622-064-X, PUR #1337		TITLE			
Q	624-020 REPLACES 610-020, PUR 1588	LTL 12/1/21	N	5/16" WASHERS WAS LOCK, PUR #1087	LTL 7/25/19	ROPE GRIPPER ASSEMBLY			
THIS DRAWING IS SUPPLIED AS A REPRESENTATION OF THE EQUIPMENT HOLLISTER-WHITNEY ELEVATOR CO. LLC ("MANUFACTURER") HAS AGREED TO SUPPLY. SLIGHT ADJUSTMENTS MAY OCCUR DURING MANUFACTURING AND INSTALLATION. ANY MODIFICATIONS NOT APPROVED IN WRITING BY MANUFACTURER MAY AFFECT OPERATION. VOIDS ANY WARRANTY AND RELEASES MANUFACTURER OF ALL LIABILITY. THIS DOCUMENT CONTAINS CONFIDENTIAL AND PROPRIETARY INFORMATION THAT CANNOT BE REPRODUCED OR DIVULGED, IN WHOLE OR IN PART, WITHOUT WRITTEN AUTHORIZATION FROM THE MANUFACTURER.						THIRD ANGLE PROJECTION		DRAWN BY BLG	
						SCALE 1 / 4		MATERIAL SEE PARTS LIST	
						SHEET SIZE C		DATE 4/26/2013	
								REFERENCE TOL. ALL DIMENSIONS REFERENCE UNLESS OTHERWISE SPECIFIED	
								625 SHEET 1 OF 2	



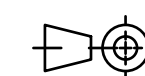
**PUMPING UNIT  
SCALE 1 / 4**

Weight - Pumping Unit: 29.2 lbmass, Gripper: 229.76 lbmass

**SEE PREVIOUS PAGE  
FOR REVISIONS**

						<b>HOLLISTER-WHITNEY ELEVATOR CO. LLC</b>			
						TITLE			
						ROPE GRIPPER ASSEMBLY			
<small>THIS DRAWING IS SUPPLIED AS A REPRESENTATION OF THE EQUIPMENT HOLLISTER-WHITNEY ELEVATOR CO. LLC ("MANUFACTURER") HAS AGREED TO SUPPLY. SLIGHT ADJUSTMENTS MAY OCCUR DURING MANUFACTURING AND INSTALLATION. ANY MODIFICATIONS NOT APPROVED IN WRITING BY MANUFACTURER MAY AFFECT OPERATION, VOIDS ANY WARRANTY AND RELEASES MANUFACTURER OF ALL LIABILITY. THIS DOCUMENT CONTAINS CONFIDENTIAL AND PROPRIETARY INFORMATION THAT CANNOT BE REPRODUCED OR DIVULGED, IN WHOLE OR IN PART, WITHOUT WRITTEN AUTHORIZATION FROM THE MANUFACTURER.</small>						DRAWN BY	SCALE 1 / 4.5	MATERIAL SEE PARTS LIST	REFERENCE TOL. ALL DIMENSIONS REFERENCE UNLESS OTHERWISE SPECIFIED
						SHEET SIZE C	DATE 4/26/2013		625 SHEET 2 OF 2

THIRD ANGLE PROJECTION



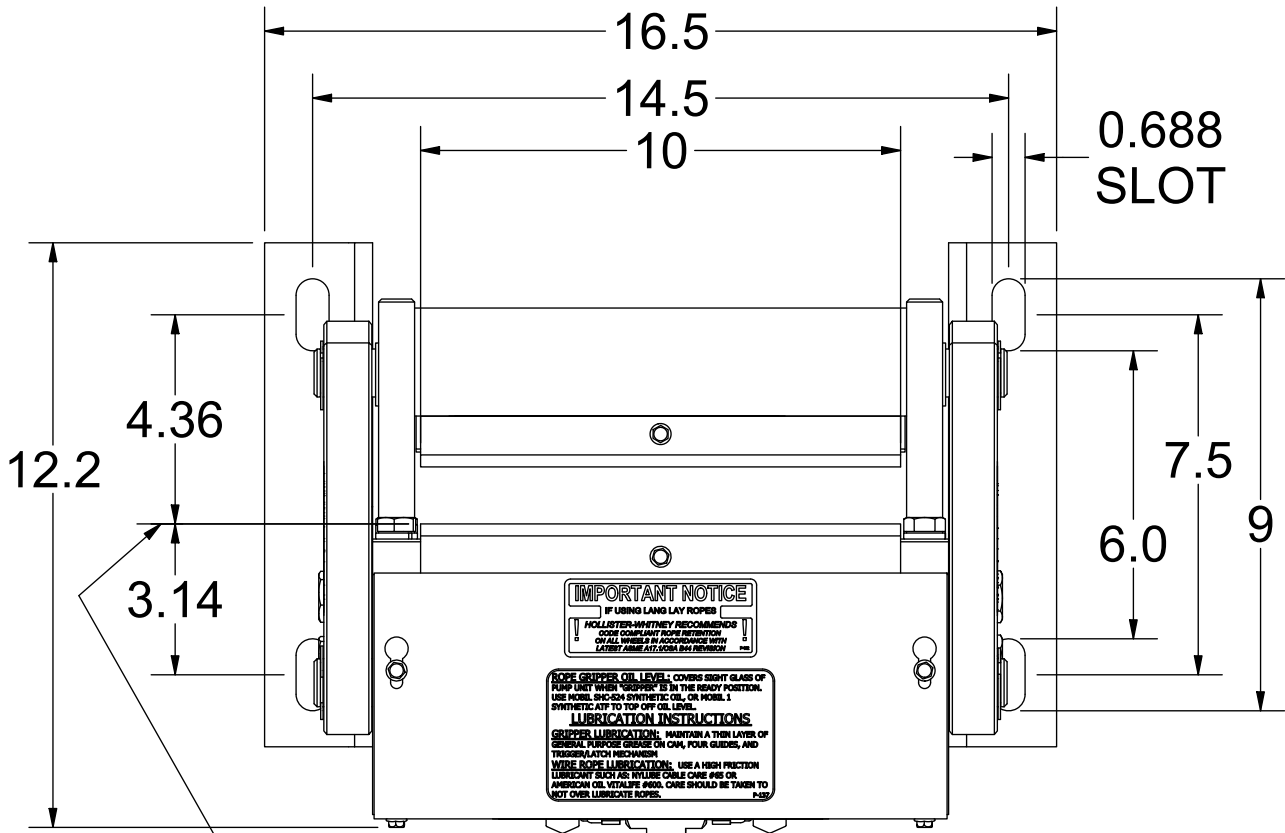
ITEM	QTY	PART NUMBER	DESCRIPTION
1	1	626-003	STATIONARY SHOE ASSEMBLY
2	2	624-007	SHAFT SUPPORT BLOCK
3	1	626-007	SHAFT SUPPORT BLOCK
4	6	624-008	SPACER (11 GA.) - LINING WEAR
5	3	624-008-1	SPACER (16 GA.) - LINING WEAR
6	3	624-008-2	SPACER (22 GA.) - LINING WEAR
7	1	626-015	TUBING ASSEMBLY
8	2	626-018	SHAFT - ROTATING & NON-ROTATING
9	2	624-020	CONNECTING ARM ASSEMBLY
10	2	610-022	LINING ASSEMBLY
11	3	600-025	LOWER SPRING GUIDE ASSEMBLY
12	3	600-027	UPPER SPRING SUPPORT
13	3	600-029	GUIDE - UPPER SPRING SUPPORT
14	3	600-030	SPRING
15	2	626-031	SHAFT
16	3	626-032	TUBING - SPACER
17	2	626-033	TUBING - SPACER
18	2	610-035	610-035 CYLINDER ASSEMBLY
19	2	622-036	HYDRAULIC CYLINDER PIVOT BRACKET ASSEMBLY
20	1	620-037	HYDRAULIC HOSE - STANDARD 27" LENGTH
		620-037- "L"	HYDRAULIC HOSE - "L" = LENGTH IN FEET (30' MAX)
21	1	620-038	QUICK CONNECT FITTING
22	1	626-040	COVER - 624 & 626 ROPE GRIPPER
23	1	610-041 R	ANGLE, R.H. - MOUNTING
24	1	610-041 L	ANGLE, L.H. - MOUNTING
25	1	620-638-18	ACTUATING ANGLE ASSEMBLY - 18mm
26	1	622-635-1	SWITCH ASS'Y, LEAD LENGTHS = 10'
		622-635-2	SWITCH ASS'Y, LEAD LENGTHS = 24'
		622-635-3	SWITCH ASS'Y, LEAD LENGTHS = 18'
27	1	624-072	MOVABLE SHOE ASSEMBLY
28	1	601-078	LATCH
29	1	600-081-1	CONDUIT - FLEXIBLE (1/2"), LENGTH TO MATCH 622-064
		600-081-2	
		600-081-3	
30	1	600-082	801-DC2 90° ANGLE BOX CONNECTOR
31	4	610-085	E-CLIP (TRUARC) X5133-98
32	1	610-086	3/8" TEE
33	2	610-087	PARKER #149F-6-4 MALE ELBOW
34	1	610-088	BRASS ELBOW, #149F-6-6, 45°FH 5/8"-18 x 3/8 NPTF18
35	1	610-091	3-8 x 3-8 NPT STREET 90 DEG. ELBOW
36	2	626-092	HOSE ASSEMBLY
37	2	610-095	WASHER - DOUBLE BOLT
38	1	620-100	PUMPING UNIT
39	1	622-207	HOSE GROMMET
40	1	620-607	SOLENOID LOCKING UNIT
41	1	P-133	ROPE GRIPPER WARNING LABEL - MEDIUM
42	2	P-134	ROPE GRIPPER WARNING LABEL - LARGE
43	1	P-137	GRIPPER LUBE INST. STICKER
44	1	P-140	626 & 626SPL ROPE GRIPPER LABEL
45	1	P-141	IMPORTANT LABEL - APPLIED TO TUBING
46	1	P-144-2	AIR BLEED LABEL
47	2	P-186	ROPE GRIPPER WEAR-IN LINE STICKER
48	1	P-192	IMPORTANT NOTICE - LANG LAY ROPES, ROPE GRIPPER
49	6	5/8" - 11 UNC x 2"	HEX CAP SCREW
50	6	5/8 WASHER	STANDARD LOCK
51	6	5/16 - 18 UNC x 2.25	SOCKET HEAD CAP SCREW
52	6	5/16" WASHER	STANDARD WASHER
53	2	1/4 - 20 UNC x 1.5	HALF DOG SET SCREW
54	2	#10-32 UNF x 0.75	SOCKET HEAD CAP SCREW
55	2	#10-32 UNF x 0.375"	SOCKET HEAD CAP SCREW
56	8	#10 LOCK WASHER	STANDARD LOCK WASHER
57	1	10-32 UNF x 0.25	SET SCREW
58	4	#10-24 UNC x 0.5	SOCKET HEAD CAP SCREW
59	8	#10-24 UNC x 0.5	WHIZ BOLT

S

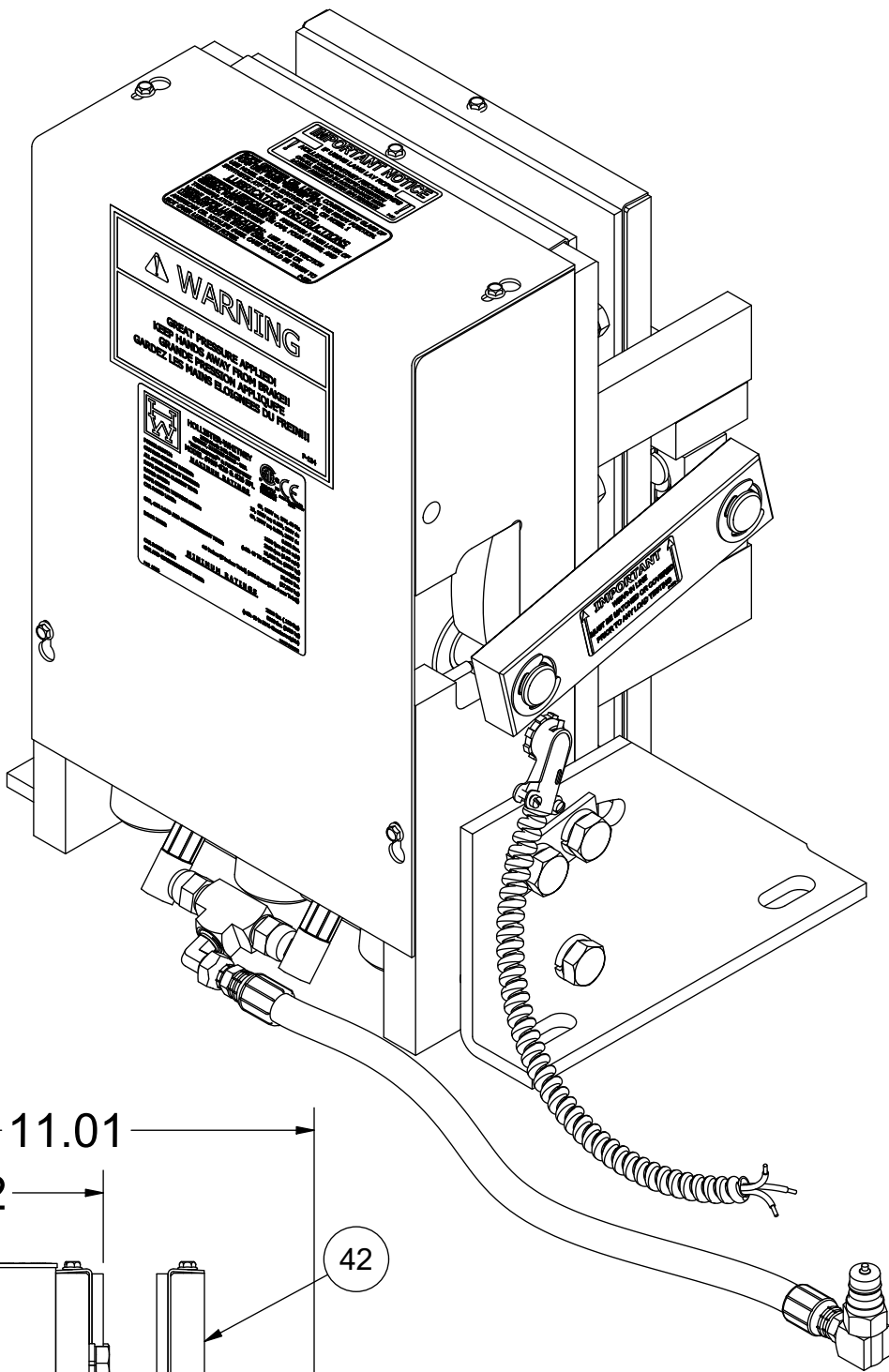
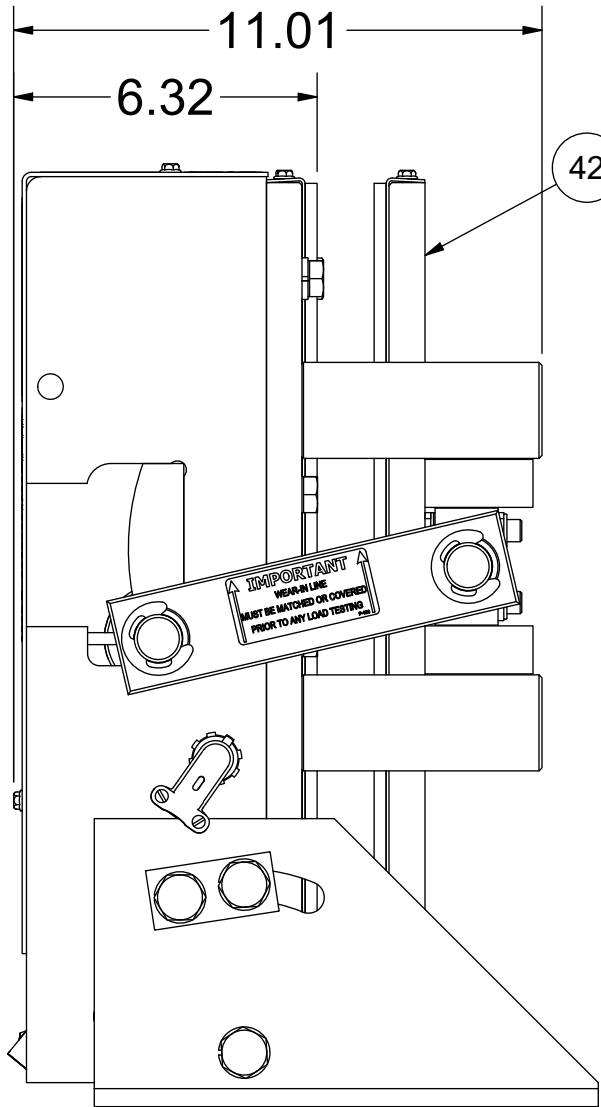
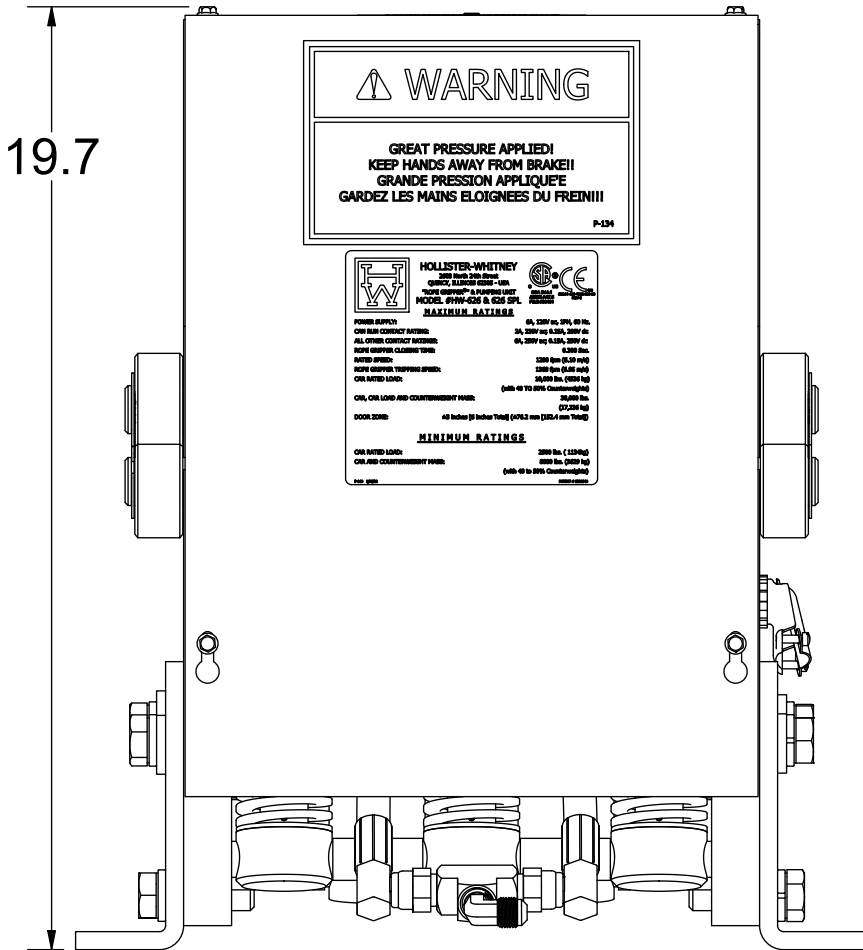
R

R

Q




PAD POSITION REFERENCE;  
CENTERLINE OF ROPE WILL  
VARY WITH ROPE SIZE

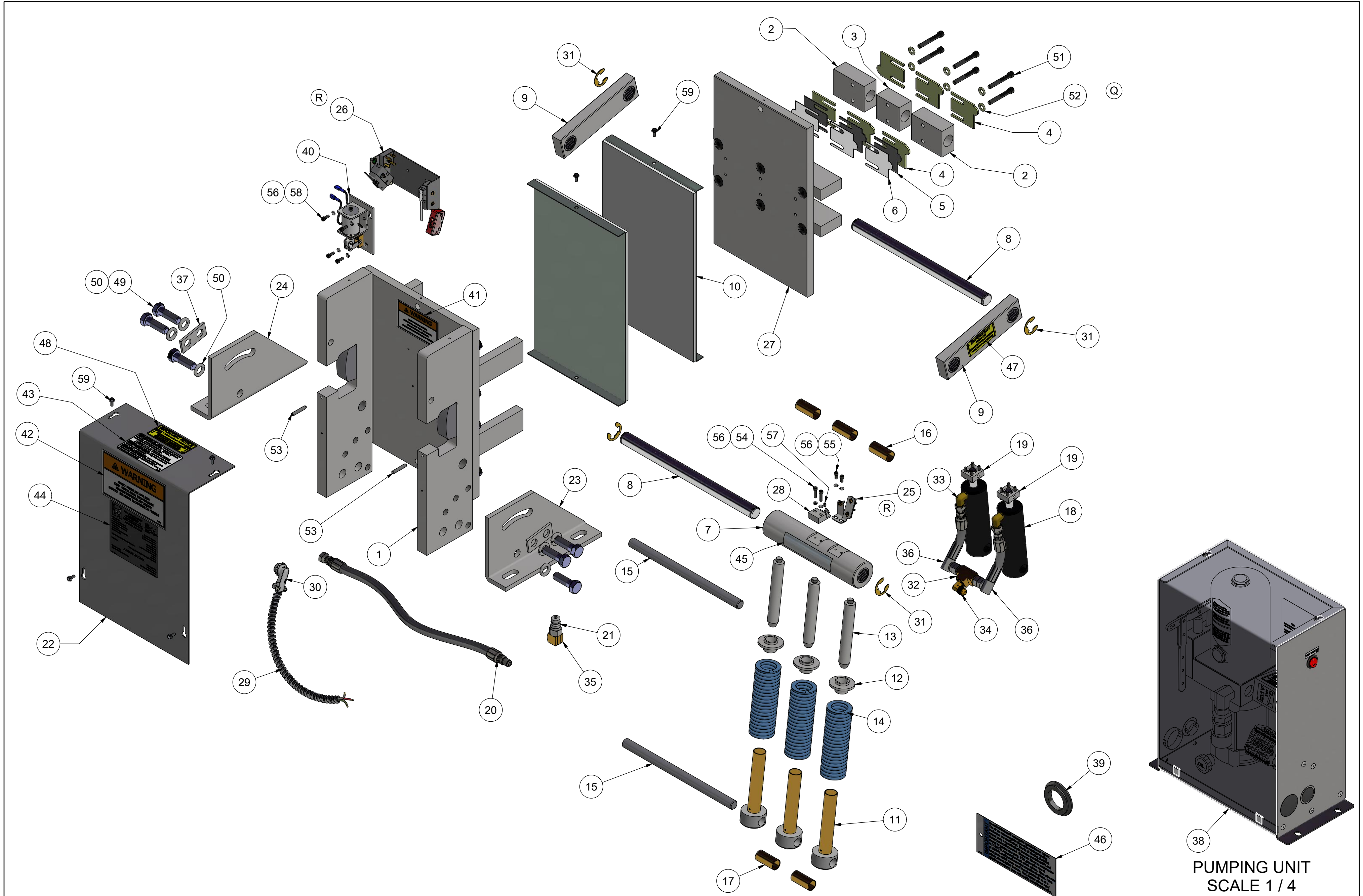


NOTE:

- QTY LISTED FOR ITEMS 4, 5, & 6 ARE STANDARD. ACTUAL QTY MAY VARY WITH ROPE DIAMETER.
- REFERENCE DIMENSIONS SHOWN TO AID IN SETUP AND INSTALL

Weight - Pumping Unit: 29.2 lbmass, Gripper: 218.20 lbmass

			R	REMOVE 618-067, #6-32 SCR & #6 WASHER, 620-638-18 WAS 600-051, 622-635-X WAS 622-064-X, PUR #1337	LTL 3/30/20	HOLLISTER-WHITNEY ELEVATOR CO. LLC					
						TITLE					
S	624-020 REPLACES 610-020, PUR 1588	LTL 12/1/21	Q	5/16" WASHERS WAS LOCK, PUR #1087	LTL 7/25/19	"ROPE GRIPPER" ASSEMBLY					
THIS DRAWING IS SUPPLIED AS A REPRESENTATION OF THE EQUIPMENT HOLLISTER-WHITNEY ELEVATOR CO. LLC ("MANUFACTURER") HAS AGREED TO SUPPLY. SLIGHT ADJUSTMENTS MAY OCCUR DURING MANUFACTURING AND INSTALLATION. ANY MODIFICATIONS NOT APPROVED IN WRITING BY MANUFACTURER MAY AFFECT OPERATION, VOIDS ANY WARRANTY AND RELEASES MANUFACTURER OF ALL LIABILITY.  THIS DOCUMENT CONTAINS CONFIDENTIAL AND PROPRIETARY INFORMATION THAT CANNOT BE REPRODUCED OR DIVULGED, IN WHOLE OR IN PART, WITHOUT WRITTEN AUTHORIZATION FROM THE MANUFACTURER.				THIRD ANGLE PROJECTION		DRAWN BY	SCALE	MATERIAL	REFERENCE TOL.		
						LTL	1 / 4	SEE PARTS LIST	ALL DIMENSIONS REFERENCE UNLESS OTHERWISE SPECIFIED		
						SHEET SIZE C		DATE 5/27/2004		626 SHEET 1 OF 2	



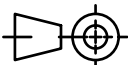
PUMPING UNIT  
SCALE 1 / 4

Weight - Pumping Unit: 29.2 lbmass, Gripper: 218.20 lbmass

SEE PREVIOUS PAGE  
FOR REVISIONS

						HOLLISTER-WHITNEY ELEVATOR CO. LLC			
						TITLE			
						"ROPE GRIPPER" ASSEMBLY			
THIS DRAWING IS SUPPLIED AS A REPRESENTATION OF THE EQUIPMENT HOLLISTER-WHITNEY ELEVATOR CO. LLC ("MANUFACTURER") HAS AGREED TO SUPPLY. SLIGHT ADJUSTMENTS MAY OCCUR DURING MANUFACTURING AND INSTALLATION. ANY MODIFICATIONS NOT APPROVED IN WRITING BY MANUFACTURER MAY AFFECT OPERATION, VOIDS ANY WARRANTY AND RELEASES MANUFACTURER OF ALL LIABILITY. THIS DOCUMENT CONTAINS CONFIDENTIAL AND PROPRIETARY INFORMATION THAT CANNOT BE REPRODUCED OR DIVULGED, IN WHOLE OR IN PART, WITHOUT WRITTEN AUTHORIZATION FROM THE MANUFACTURER.						DRAWN BY LTL	SCALE 1 / 5	MATERIAL SEE PARTS LIST	REFERENCE TOL. ALL DIMENSIONS REFERENCE UNLESS OTHERWISE SPECIFIED
						SHEET SIZE C	DATE 5/27/2004	626 SHEET 2 OF 2	

THIRD ANGLE PROJECTION



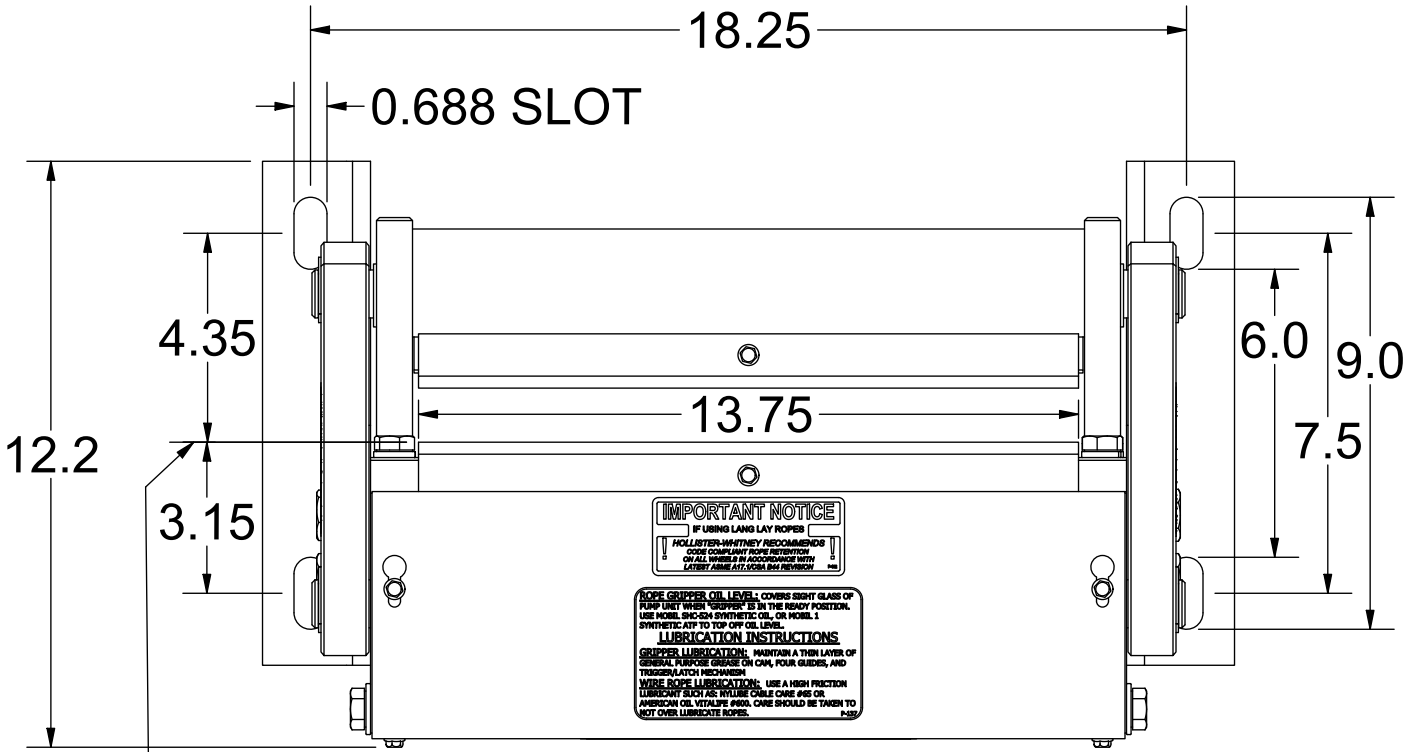
ITEM	QTY	PART NUMBER	DESCRIPTION
1	1	626-003-SPL	STATIONARY SHOE ASSEMBLY
2	2	624-007	SHAFT SUPPORT BLOCK
3	1	626-007	SHAFT SUPPORT BLOCK
4	6	624-008	SPACER (11 GA.) - LINING WEAR
5	3	624-008-1	SPACER (16 GA.) - LINING WEAR
6	3	624-008-2	SPACER (22 GA.) - LINING WEAR
7	1	626-015-SPL	TUBING ASSEMBLY
8	2	626-018-SPL	SHAFT - ROTATING & NON-ROTATING
9	2	624-020	CONNECTING ARM ASSEMBLY
10	2	610-022-SPL	LINING ASSEMBLY
11	3	600-025	LOWER SPRING GUIDE ASSEMBLY
12	3	600-027	UPPER SPRING SUPPORT
13	3	600-029	GUIDE - UPPER SPRING SUPPORT
14	3	600-030	SPRING
15	2	626-031-SPL	SHAFT
16	2	601-032	TUBING - SPACER
17	1	626-032-SPL	TUBING - SPACER
18	2	626-033-SPL	TUBING - SPACER
19	2	610-035	610-035 CYLINDER ASSEMBLY
20	2	622-036	HYDRAULIC CYLINDER PIVOT BRACKET ASSEMBLY
21	1	620-037	HYDRAULIC HOSE - STANDARD 27" LENGTH
		620-037- "L"	HYDRAULIC HOSE - "L" = LENGTH IN FEET (30' MAX)
22	1	620-038	QUICK CONNECT FITTING
23	1	626-040-SPL	COVER - ROPE GRIPPER
24	1	610-041 R	ANGLE, R.H. - MOUNTING
25	1	610-041 L	ANGLE, L.H. - MOUNTING
26	1	620-638-18	ACTUATING ANGLE ASSEMBLY - 18mm
27	1	622-635-1	SWITCH ASS'Y, LEAD LENGTHS = 10'
		622-635-2	SWITCH ASS'Y, LEAD LENGTHS = 24'
		622-635-3	SWITCH ASS'Y, LEAD LENGTHS = 18'
28	1	626-072-SPL	MOVABLE SHOE ASSEMBLY
29	1	601-078	LATCH
30	1	600-081-1	CONDUIT - FLEXIBLE (1/2"), LENGTH TO MATCH 622-064
		600-081-2	
		600-081-3	
31	1	600-082	801-DC2 90° ANGLE BOX CONNECTOR
32	4	610-085	E-CLIP (TRUARC) X5133-98
33	1	610-086	3/8 NPT TEE
34	2	610-087	PARKER #149F-6-4 MALE ELBOW
35	1	610-088	BRASS ELBOW, #149F-6-6, 45°FH 5/8"-18 x 3/8 NPTF18
36	2	626-092	HOSE ASSEMBLY
37	1	610-091	3-8 x 3-8 NPT STREET 90 DEG. ELBOW
38	2	610-095	WASHER - DOUBLE BOLT
39	1	626-097 SPL	BAR - SUPPORT
40	1	620-100	PUMPING UNIT
41	2	622-115	3/8 NPT EXTENSION
42	1	622-207	HOSE GROMMET
43	1	620-607	SOLENOID LOCKING UNIT
44	1	P-133	ROPE GRIPPER WARNING LABEL - MEDIUM
45	2	P-134	ROPE GRIPPER WARNING LABEL - LARGE
46	1	P-137	GRIPPER LUBE INST. STICKER
47	1	P-140	626 & 626SPL ROPE GRIPPER LABEL
48	1	P-141	IMPORTANT LABEL - APPLIED TO TUBING
49	1	P-144-2	AIR BLEED LABEL
50	2	P-186	ROPE GRIPPER WEAR-IN LINE STICKER
51	1	P-192	IMPORTANT NOTICE - LANG LAY ROPES, ROPE GRIPPER
52	6	5/8" - 11 UNC x 2"	HEX CAP SCREW
53	6	5/8 WASHER	STANDARD LOCK
54	2	1/2" - 13 UNC x 1 3/4"	HEX CAP SCREW
55	2	1/2" WASHER	SAE WASHER
56	6	5/16-18 UNC x 1.75	SOCKET HEAD CAP SCREW
57	6	5/16" WASHER	STANDARD WASHER
58	2	1/4 - 20 UNC x 1.5	HALF DOG SET SCREW
59	2	#10-32 UNF x 0.75	SOCKET HEAD CAP SCREW
60	2	#10-32 UNF x 0.375"	SOCKET HEAD CAP SCREW
61	1	10-32 UNF x 0.25	SET SCREW
62	4	5/16-18 UNC x 1.75	SOCKET HEAD CAP SCREW
63	8	#10-24 UNC x 0.5	WHIZ BOLT
64	8	#10 LOCK WASHER	STANDARD LOCK WASHER

Q

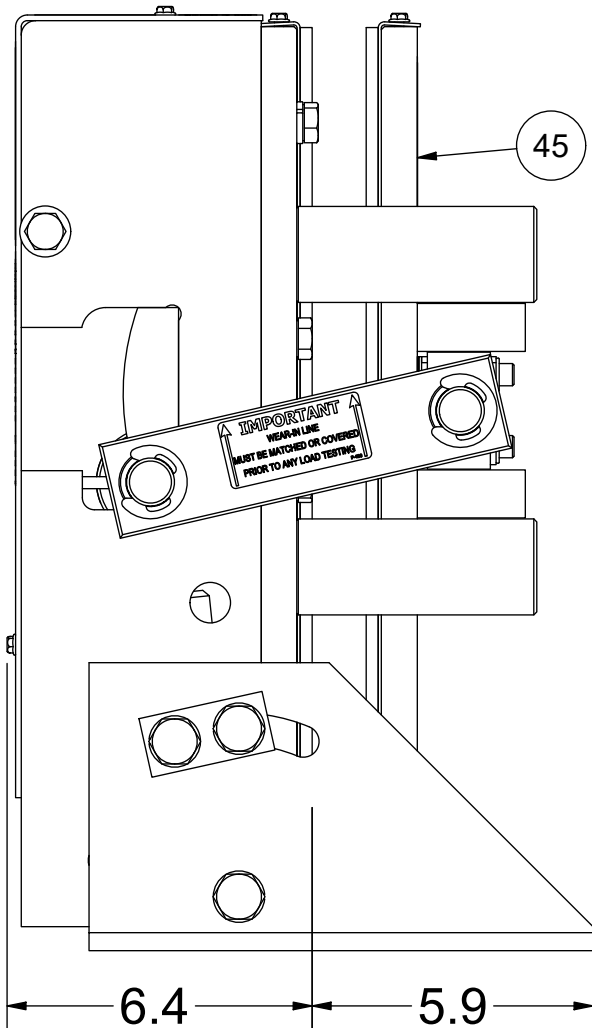
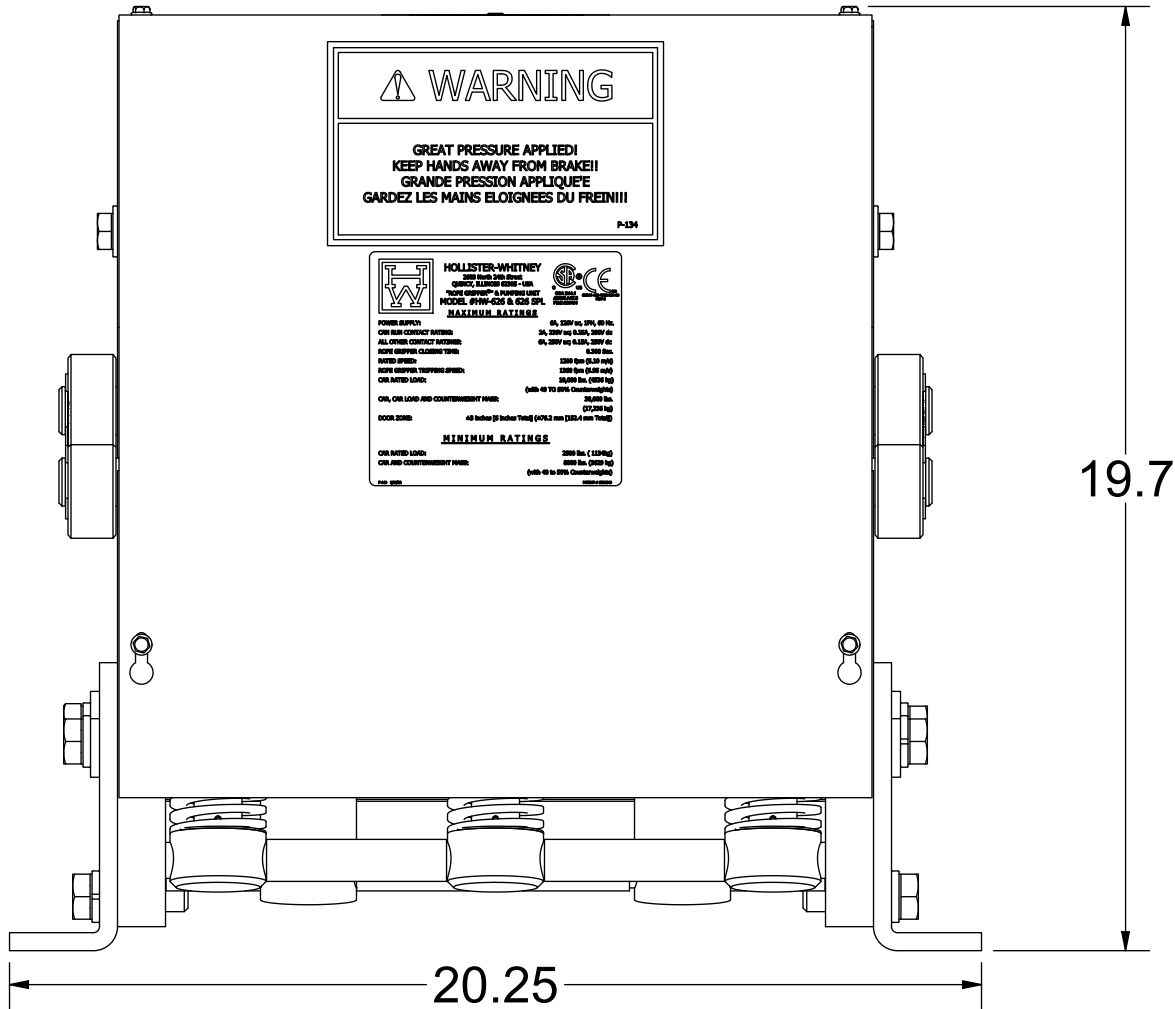
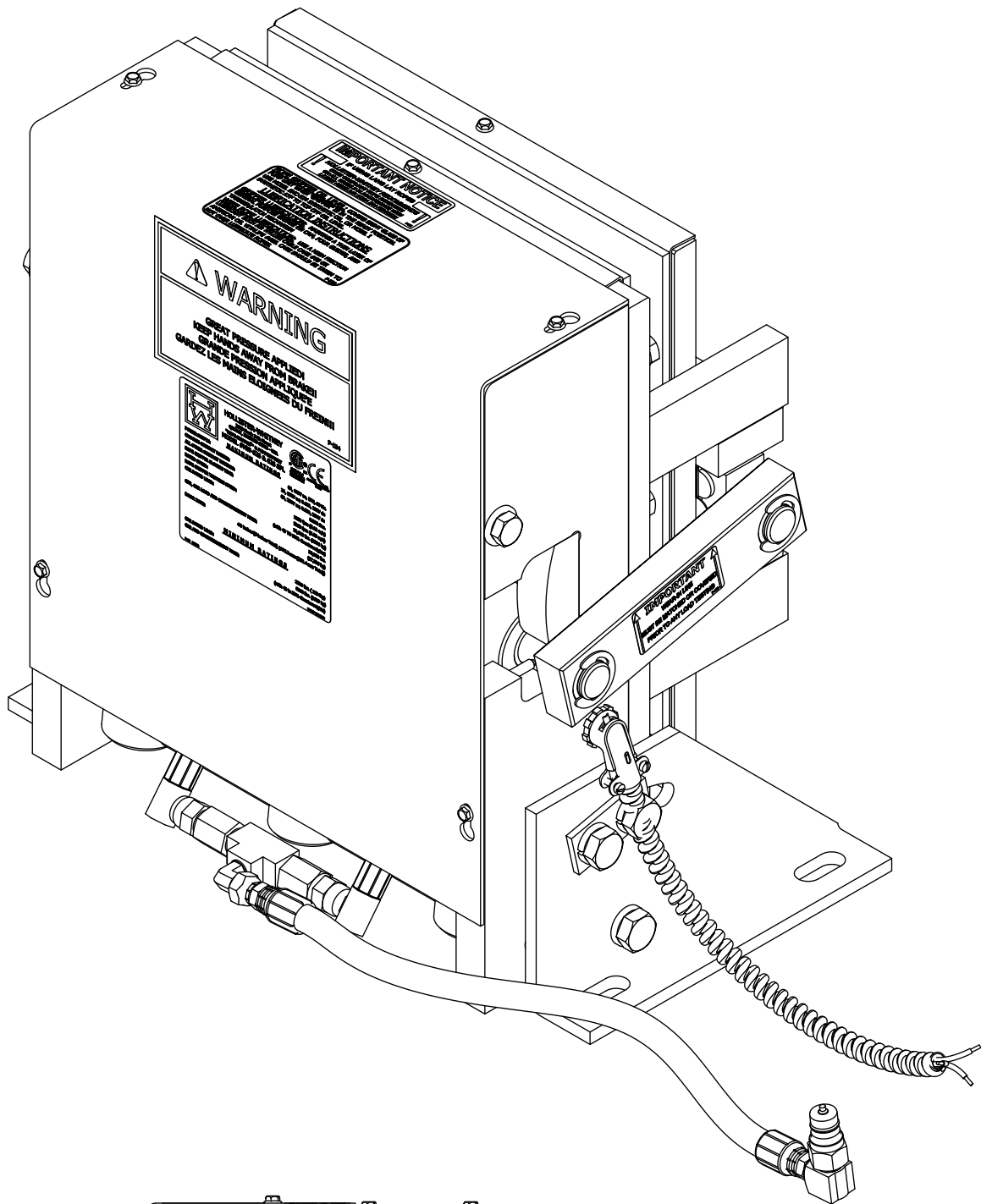
P

P

N



PAD POSITION REFERENCE;  
CENTERLINE OF ROPE WILL  
VARY WITH ROPE SIZE

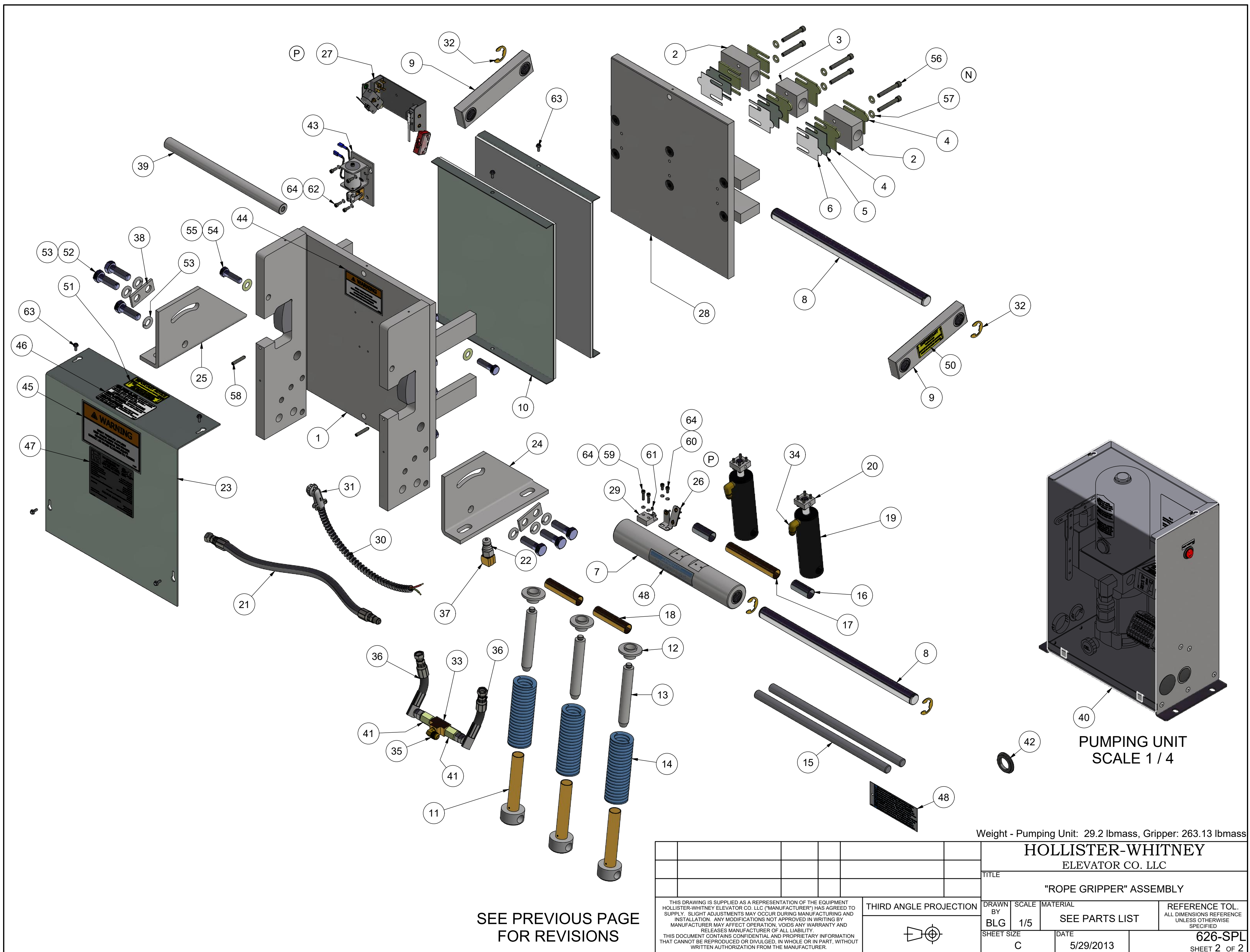


NOTE:

- QTY LISTED FOR ITEMS 4, 5, & 6 ARE STANDARD. ACTUAL QTY MAY VARY WITH ROPE DIAMETER.
- REFERENCE DIMENSIONS SHOWN TO AID IN SETUP AND INSTALL

			P	REMOVE 618-067, #6-32 SCR & #6 WASHER, 620-638-18 WAS 600-051, 622-635-X WAS 622-064-X, PUR #1337	LTL 3/30/20	HOLLISTER-WHITNEY ELEVATOR CO. LLC			
			N	5/16" WASHERS WAS LOCK, PUR #1087	LTL 7/25/19	"ROPE GRIPPER" ASSEMBLY			
Q	624-020 REPLACES 610-020, PUR 1588	LTL 12/1/21	N	5/16" WASHERS WAS LOCK, PUR #1087	LTL 7/25/19	DRAWN BY BLG SCALE 1 / 4 MATERIAL SEE PARTS LIST REFERENCE TOL. ALL DIMENSIONS REFERENCE UNLESS OTHERWISE SPECIFIED			
THIS DRAWING IS SUPPLIED AS A REPRESENTATION OF THE EQUIPMENT HOLLISTER-WHITNEY ELEVATOR CO. LLC ("MANUFACTURER") HAS AGREED TO SUPPLY. SLIGHT ADJUSTMENTS MAY OCCUR DURING MANUFACTURING AND INSTALLATION. ANY MODIFICATIONS NOT APPROVED IN WRITING BY MANUFACTURER MAY AFFECT OPERATION, VOIDS ANY WARRANTY AND RELEASES MANUFACTURER OF ALL LIABILITY. THIS DOCUMENT CONTAINS CONFIDENTIAL AND PROPRIETARY INFORMATION THAT CANNOT BE REPRODUCED OR DIVULGED, IN WHOLE OR IN PART, WITHOUT WRITTEN AUTHORIZATION FROM THE MANUFACTURER.				THIRD ANGLE PROJECTION		SHEET SIZE C		DATE 5/29/2013	
								626-SPL SHEET 1 OF 2	

Weight - Pumping Unit: 29.2 lbmass, Gripper: 263.13 lbmass



SEE PREVIOUS PAGE  
FOR REVISIONS

						HOLLISTER-WHITNEY ELEVATOR CO. LLC			
						TITLE "ROPE GRIPPER" ASSEMBLY			
THIS DRAWING IS SUPPLIED AS A REPRESENTATION OF THE EQUIPMENT HOLLISTER-WHITNEY ELEVATOR CO. LLC ("MANUFACTURER") HAS AGREED TO SUPPLY. SLIGHT ADJUSTMENTS MAY OCCUR DURING MANUFACTURING AND INSTALLATION. ANY MODIFICATIONS NOT APPROVED IN WRITING BY MANUFACTURER MAY AFFECT OPERATION, VOIDS ANY WARRANTY AND RELEASES MANUFACTURER OF ALL LIABILITY. THIS DOCUMENT CONTAINS CONFIDENTIAL AND PROPRIETARY INFORMATION THAT CANNOT BE REPRODUCED OR DIVULGED, IN WHOLE OR IN PART, WITHOUT WRITTEN AUTHORIZATION FROM THE MANUFACTURER.						DRAWN BY BLG	SCALE 1/5	MATERIAL SEE PARTS LIST	REFERENCE TOL. ALL DIMENSIONS REFERENCE UNLESS OTHERWISE SPECIFIED
						SHEET SIZE C	DATE 5/29/2013	626-SPL SHEET 2 OF 2	

Weight - Pumping Unit: 29.2 lbmass, Gripper: 263.13 lbmass

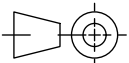


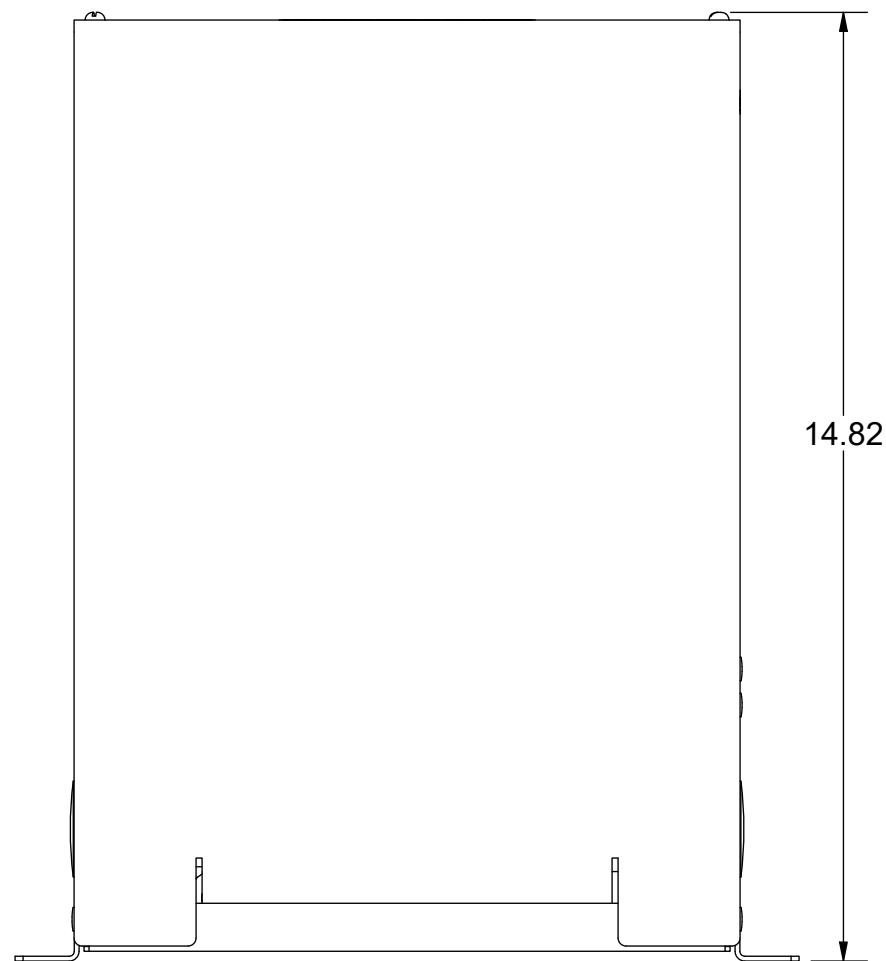
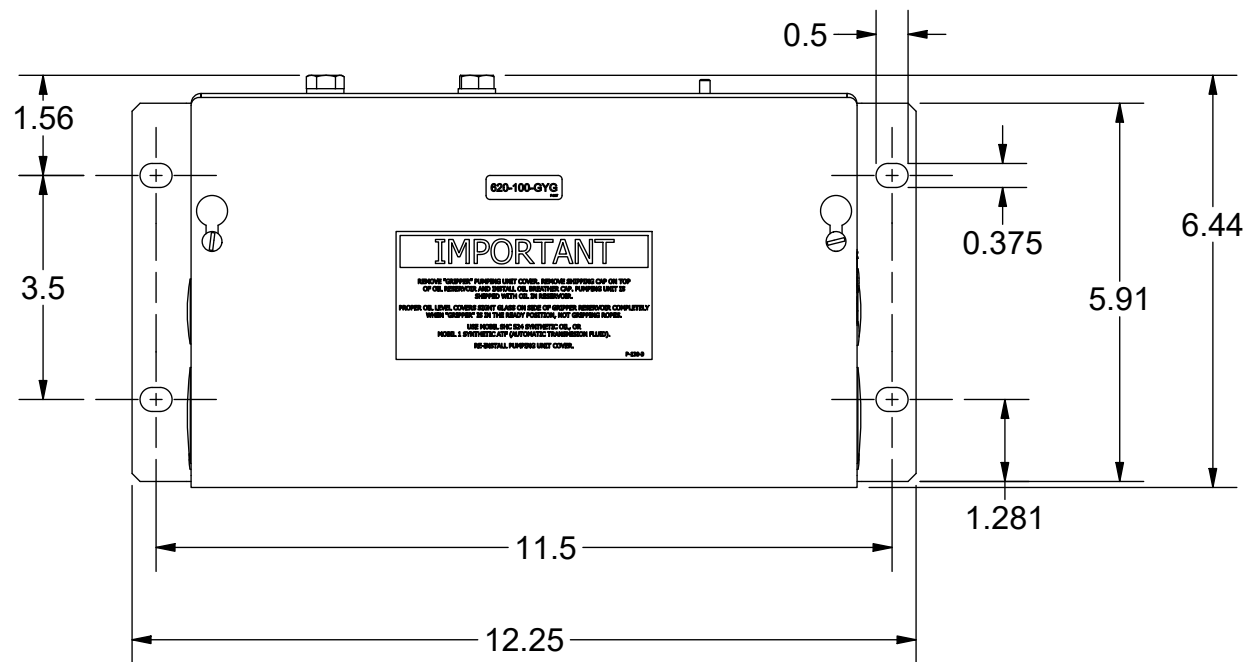
PUMP UNIT CHOICES - USE EITHER DEPENDING ON AVAILABILITY					
ITEM	QTY	PART NUMBER	DESCRIPTION	MASS	VENDOR
1	1	620-100-GYG	PUMPING UNIT - 620 THRU 626 ROPE GRIPPER	33.000 lbmass	GUM YOUNG GENERAL
2	1	620-100-HW	PUMPING UNIT - 620 THRU 626 ROPE GRIPPER	33.796 lbmass	RICHARDS ELECTRIC MOTOR CO.



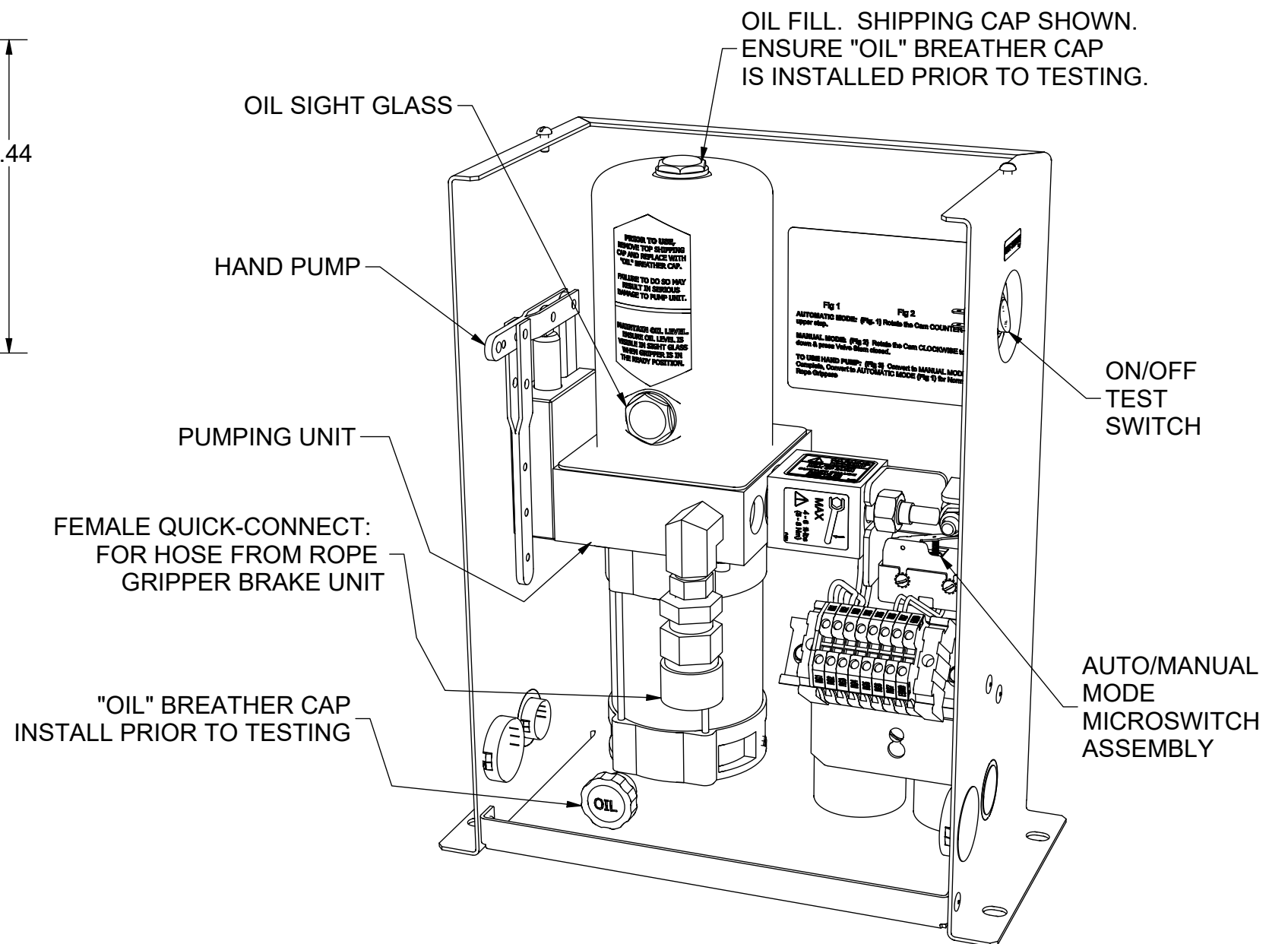
- NOTES:
- 1. PUMP UNIT TO BE SUPPLIED IS BASED ON AVAILABILITY.
  - 2. SEE INDIVIDUAL PRINTS FOR PARTS BREAKDOWN AND ASSEMBLY DETAILS. PART NUMBERS FOR THE INDIVIDUAL ASSEMBLIES ARE LISTED IN THE TABLE ABOVE.
  - 3. COMPLETE ASSEMBLIES ARE INTERCHANGEABLE.
  - 4. ILLUSTRATIVE VIEWS OF EACH ASSEMBLY FOR GENERAL IDENTIFICATION CAN BE FOUND ON FOLLOWING PAGES.
- SEE PAGE 2 FOR 620-100-GYG
  - SEE PAGE 3 FOR 620-100-HW

WEIGHT: SEE TABLE

	C	UPDATE VIEW PAGE 3, PUR #1750	LTL 3/1/23	HOLLISTER-WHITNEY ELEVATOR CO. LLC			
	B	UPDATE VIEW, PUR #1740	LTL 1/5/23	TITLE  620 THRU 626 (SPL) PUMPING UNIT			
	A	PRODUCTION RELEASE, PUR #1705	LTL 9/15/22				
THIS DRAWING IS SUPPLIED AS A REPRESENTATION OF THE EQUIPMENT HOLLISTER-WHITNEY ELEVATOR CO. LLC ("MANUFACTURER") HAS AGREED TO SUPPLY. SLIGHT ADJUSTMENTS MAY OCCUR DURING MANUFACTURING AND INSTALLATION. ANY MODIFICATIONS NOT APPROVED IN WRITING BY MANUFACTURER MAY AFFECT OPERATION, VOIDS ANY WARRANTY AND RELEASES MANUFACTURER OF ALL LIABILITY.  THIS DOCUMENT CONTAINS CONFIDENTIAL AND PROPRIETARY INFORMATION THAT CANNOT BE REPRODUCED OR DIVULGED, IN WHOLE OR IN PART, WITHOUT WRITTEN AUTHORIZATION FROM THE MANUFACTURER.		THIRD ANGLE PROJECTION		DRAWN BY LTL	SCALE 1:3	MATERIAL  SEE LIST	REFERENCE TOL. ALL DIMENSIONS REFERENCE UNLESS OTHERWISE SPECIFIED
				SHEET SIZE B		DATE 9/15/2022	620-100 SHEET 1 OF 3

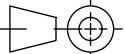


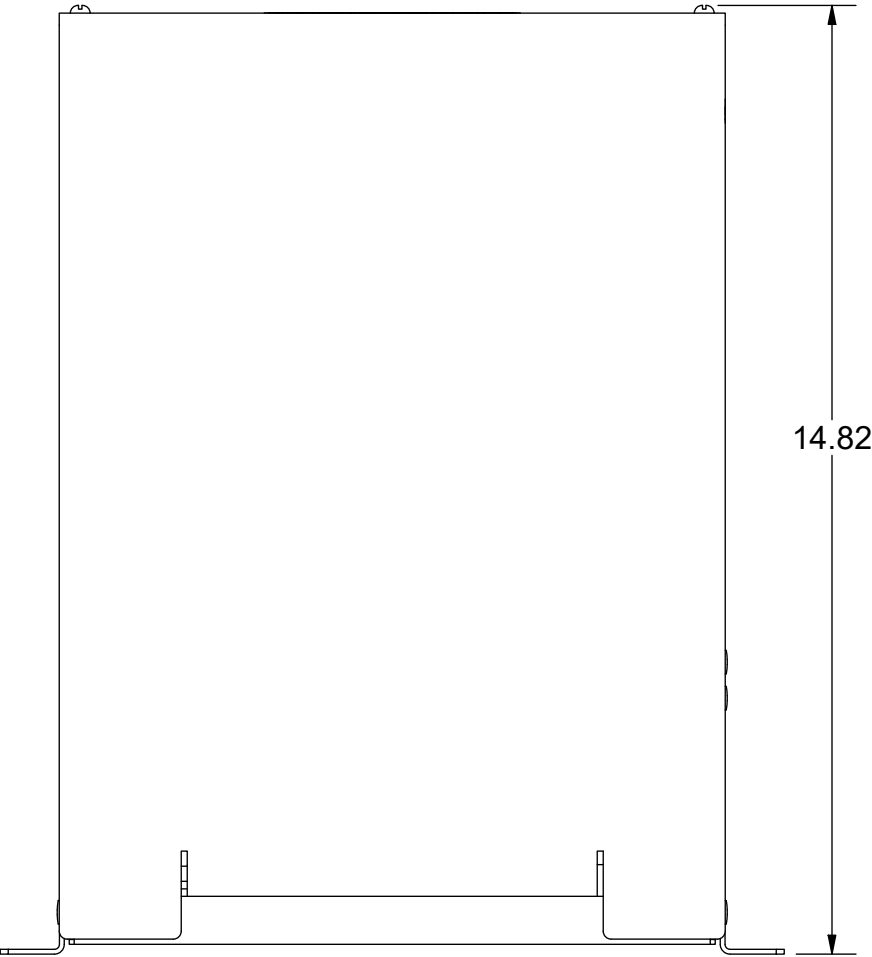
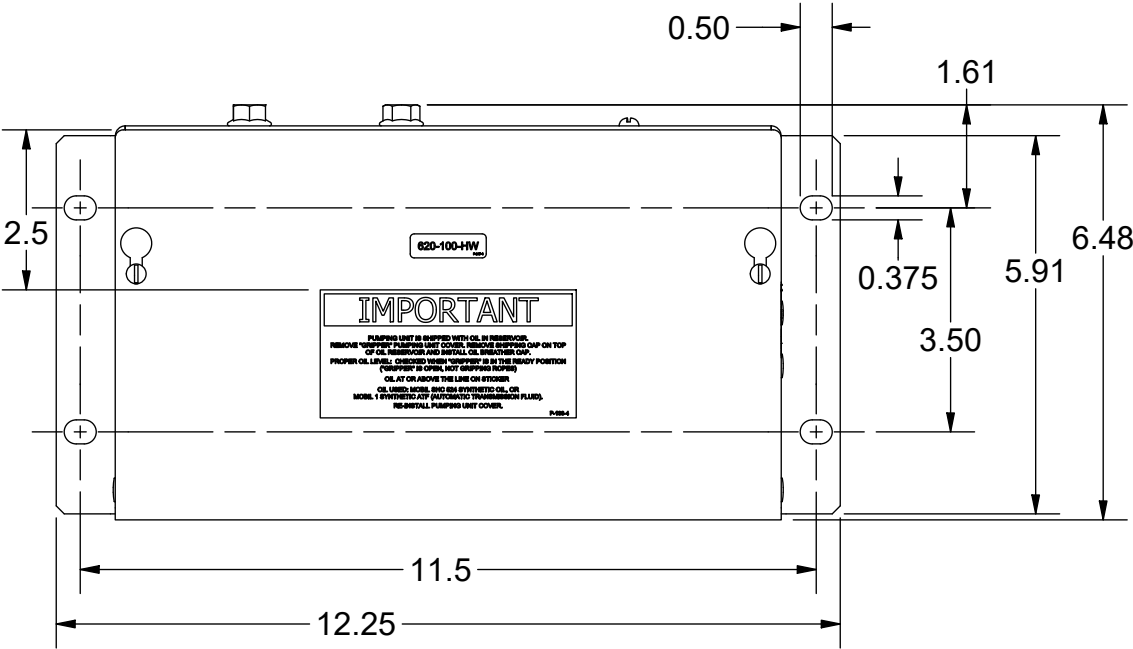
620-100-GYG  
SCALE 1:3



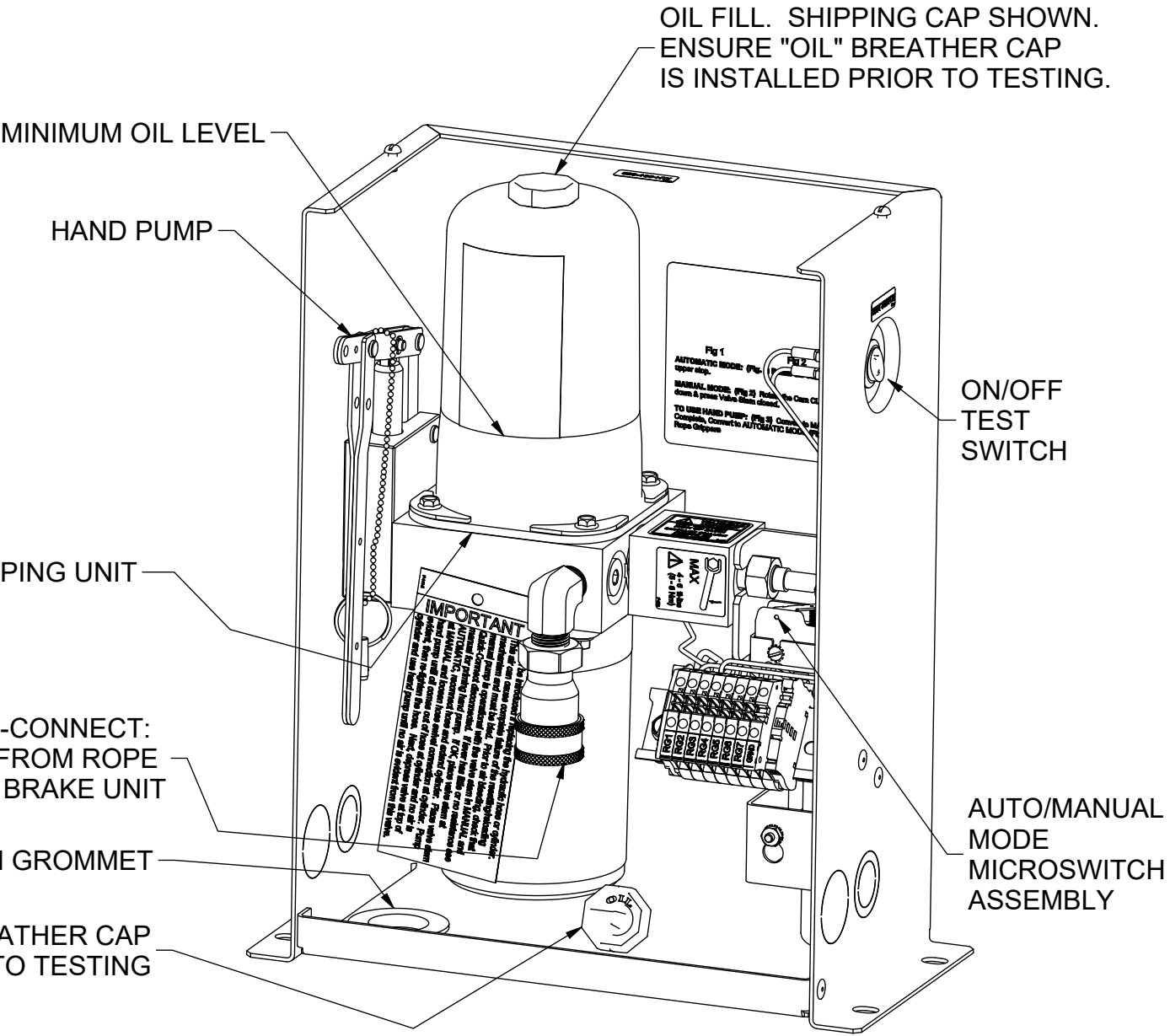
620-100-GYG ILLUSTRATION VIEW  
SOME WIRING REMOVED  
FOR CLARITY

WEIGHT: SEE TABLE

				HOLLISTER-WHITNEY ELEVATOR CO. LLC			
				TITLE  620 THRU 626 (SPL) PUMPING UNIT			
<p>THIS DRAWING IS SUPPLIED AS A REPRESENTATION OF THE EQUIPMENT HOLLISTER-WHITNEY ELEVATOR CO. LLC ("MANUFACTURER") HAS AGREED TO SUPPLY. SLIGHT ADJUSTMENTS MAY OCCUR DURING MANUFACTURING AND INSTALLATION. ANY MODIFICATIONS NOT APPROVED IN WRITING BY MANUFACTURER MAY AFFECT OPERATION, VOIDS ANY WARRANTY AND RELEASES MANUFACTURER OF ALL LIABILITY.</p> <p>THIS DOCUMENT CONTAINS CONFIDENTIAL AND PROPRIETARY INFORMATION THAT CANNOT BE REPRODUCED OR DIVULGED, IN WHOLE OR IN PART, WITHOUT WRITTEN AUTHORIZATION FROM THE MANUFACTURER.</p>		THIRD ANGLE PROJECTION		DRAWN BY	SCALE	MATERIAL	REFERENCE TOL.
				LTL	1:3	SEE LIST	ALL DIMENSIONS REFERENCE UNLESS OTHERWISE SPECIFIED
				SHEET SIZE		DATE	620-100
				B		9/15/2022	SHEET 2 OF 3

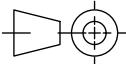


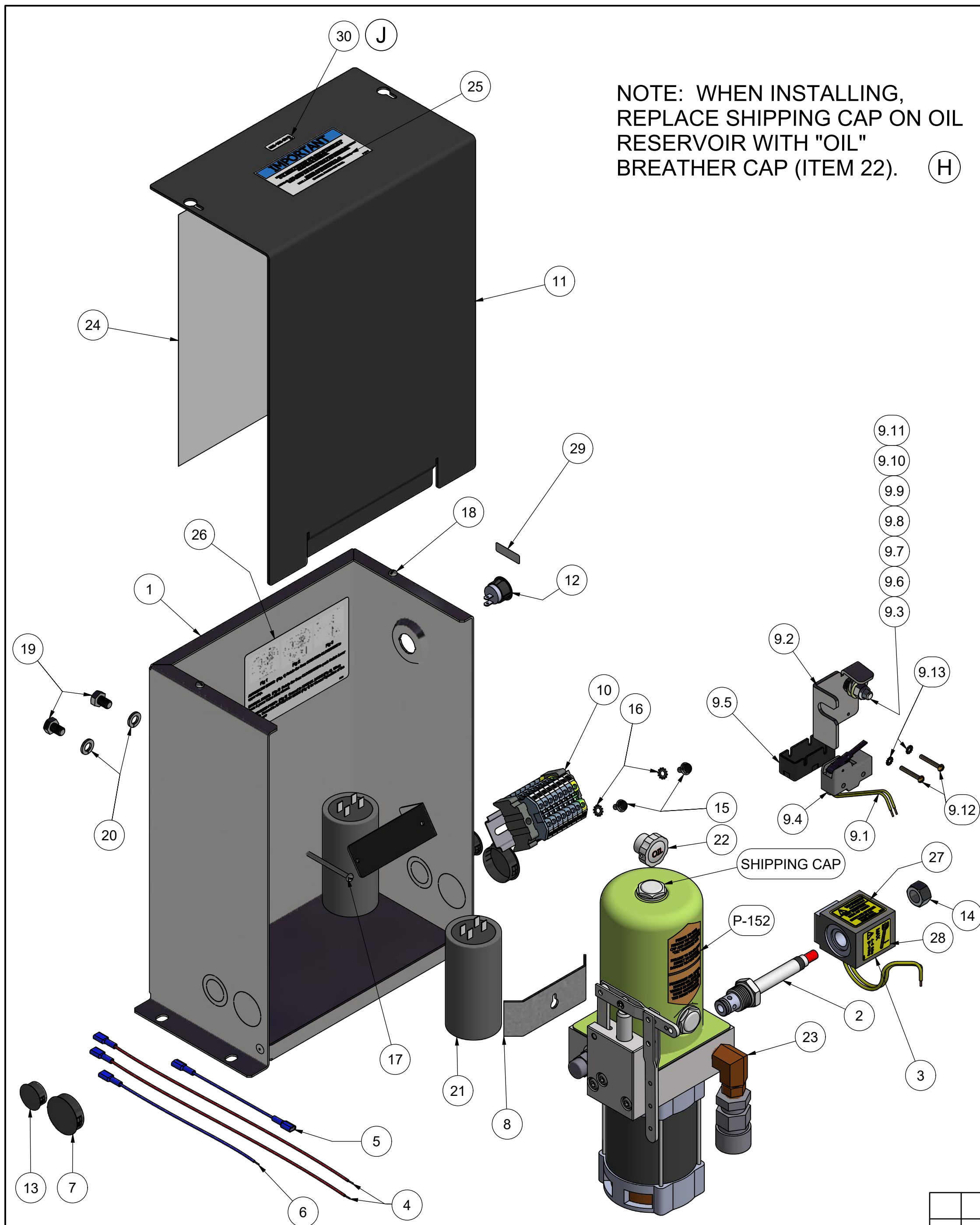
620-100-HW  
SCALE 1:3



620-100-HW ILLUSTRATIVE VIEW  
SCALE 1:3  
SOME ITEMS REMOVED  
FOR CLARITY

WEIGHT: SEE TABLE

			HOLLISTER-WHITNEY ELEVATOR CO. LLC			
			TITLE 620 THRU 626 (SPL) PUMPING UNIT			
THIS DRAWING IS SUPPLIED AS A REPRESENTATION OF THE EQUIPMENT HOLLISTER-WHITNEY ELEVATOR CO. LLC ("MANUFACTURER") HAS AGREED TO SUPPLY. SLIGHT ADJUSTMENTS MAY OCCUR DURING MANUFACTURING AND INSTALLATION. ANY MODIFICATIONS NOT APPROVED IN WRITING BY MANUFACTURER MAY AFFECT OPERATION. VOIDS ANY WARRANTY AND RELEASES MANUFACTURER OF ALL LIABILITY.  THIS DOCUMENT CONTAINS CONFIDENTIAL AND PROPRIETARY INFORMATION THAT CANNOT BE REPRODUCED OR DIVULGED, IN WHOLE OR IN PART, WITHOUT WRITTEN AUTHORIZATION FROM THE MANUFACTURER.	THIRD ANGLE PROJECTION		DRAWN BY LTL	SCALE 1:3	MATERIAL SEE LIST	REFERENCE TOL. ALL DIMENSIONS REFERENCE UNLESS OTHERWISE SPECIFIED
			SHEET SIZE B		DATE 9/15/2022	620-100 SHEET 3 OF 3



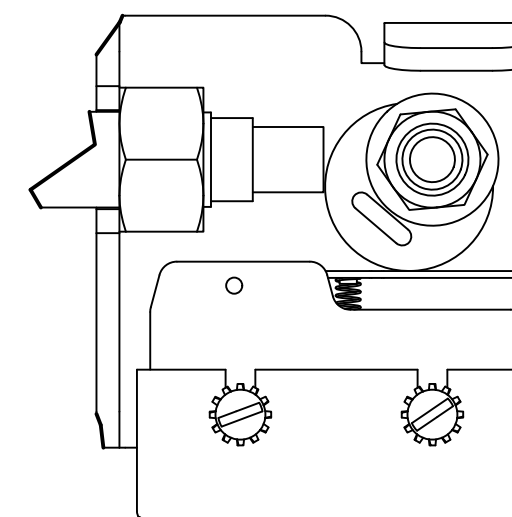
NOTE: WHEN INSTALLING,  
REPLACE SHIPPING CAP ON OIL  
RESERVOIR WITH "OIL"  
BREATHER CAP (ITEM 22). (H)

PARTS LIST			
ITEM	QTY	PART NUMBER	DESCRIPTION
1	1	620-600	BOX ASSEMBLY, 620 PUMPING STATION
2	1	620-205	VALVE, EATON VICKERS SV-10-OP-0 W/O NUT
3	1	622-206	PUMPING UNIT DUMP VALVE COIL
4	2	620-620	12" WIRE, 18AWG STRANDED, RED w/F. SHIELDED CONNECTOR
5	1	620-622	4" WIRE, 18AWG STRANDED, BLUE w/F. SHIELDED CONNECTORS
6	1	620-623	7" WIRE, 18AWG STRANDED, BLUE w/F. SHIELDED CONNECTOR
7	2	620-624	LOCKING HOLE PLUG
8	1	620-625	CAPACITOR MOUNTING BRACKET
9	1	620-626	AUTO/MANUAL MICROSWITCH ASS'Y
9.1	2	620-621	9" WIRE, 18AWG STRANDED, YELLOW
9.2	1	620-627	BRACKET - MANUAL VALVE
9.3	1	620-628	ECCENTRIC CAM
9.4	1	620-629	MICROSWITCH
9.5	1	620-637	COVER 5PA2 - MICROSWITCH
9.6	1	5/16 - 18 UNC X 1.25	TAP BOLT FULLY THREADED
9.7	1	5/16 WASHER	EXT. TOOTH LOCK WASHER
9.8	1	5/16 WASHER	STANDARD LOCK
9.9	2	5/16" WASHER	STANDARD WASHER
9.10	1	5/16 - 18 UNC	NYLON (NYLOCK) HEX LOCK NUT
9.11	1	5/16 - 18 UNC	HEX JAM NUT
9.12	2	#6-32 UNC X 1"	BRASS MACHINE SCREW
9.13	2	#6 WASHER	EXTERNAL STAR LOCK WASHER
10	1	620-647	TERMINAL BLOCK ASS'Y, 620 PUMPING UNIT
11	1	620-649	COVER, 620 R.G. PUMPING STATION
12	1	620-680	ON-OFF SWITCH, SPST 10A 125V
13	2	201-032	LOCKING HOLE PLUG
14	1	1/2 - 20 UNF	HEX NUT
15	2	#10-32 UNF x 0.375"	WHIZ BOLT
16	2	#10 WASHER	EXTERNAL TOOTH LOCK WASHER
17	1	#8 - 32 UNC x 2.375"	ROUND HEAD MACHINE SCREW
18	2	#8 - 32 UNC x 3/8"	ROUND HEAD MACHINE SCREW
19	2	M8 -1.25 X 12MM	HEX HEAD CAP SCREW
20	2	8mm WASHER	STANDARD LOCK WASHER
21	2	CAP-0131N	CAPACITOR, 124-148 µF 250 VAC 50/60 Hz
22	1	RG1-0003N	OIL RESERVOIR BREATHER CAP
23	1	RG1-0004N	GYG PUMP AND OIL RESERVOIR ASS'Y (INCLUDES LABEL P-152)
24	1	P-225	INSIDE COVER LABEL - PUMPING UNIT
25	1	P-138-3	ROPE GRIPPER SET-UP & OIL LABEL
26	1	P-232	LABEL - VALVE STEM OPERATION INSTRUCTIONS
27	1	P-233	LABEL - HOT SURFACE WARNING
28	1	P-234	LABEL - MAXIMUM TORQUE (4-6 ft-lbs)
29	1	P-235	LABEL - TEST SWITCH
30	1	P-247	P/N LABEL - GYG

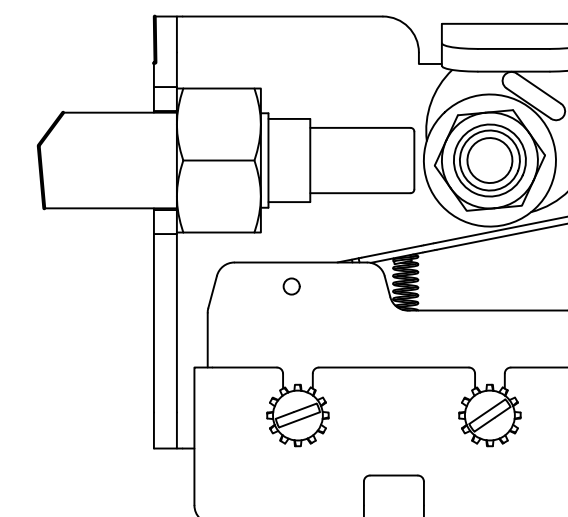
(H)

(H)

(J)




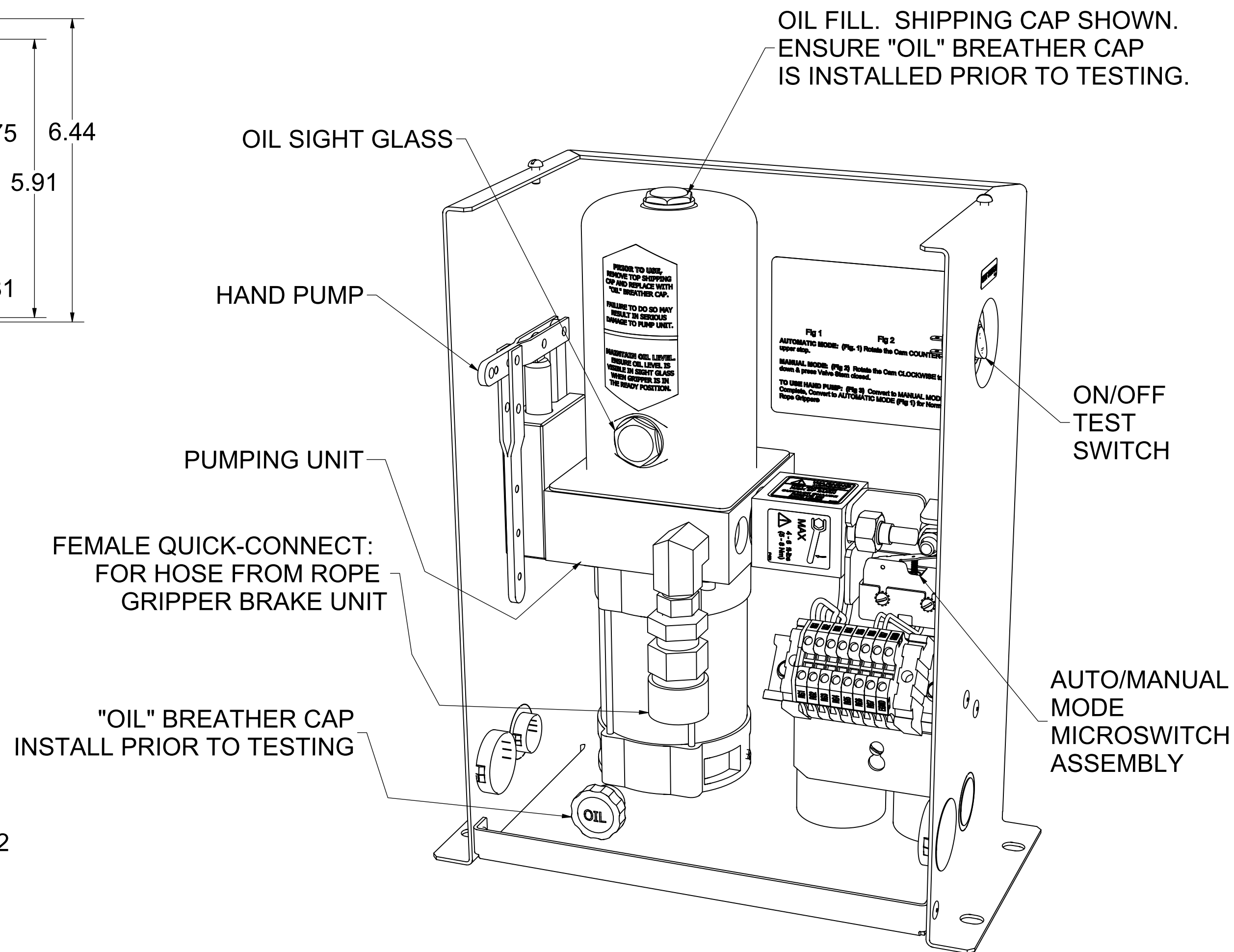

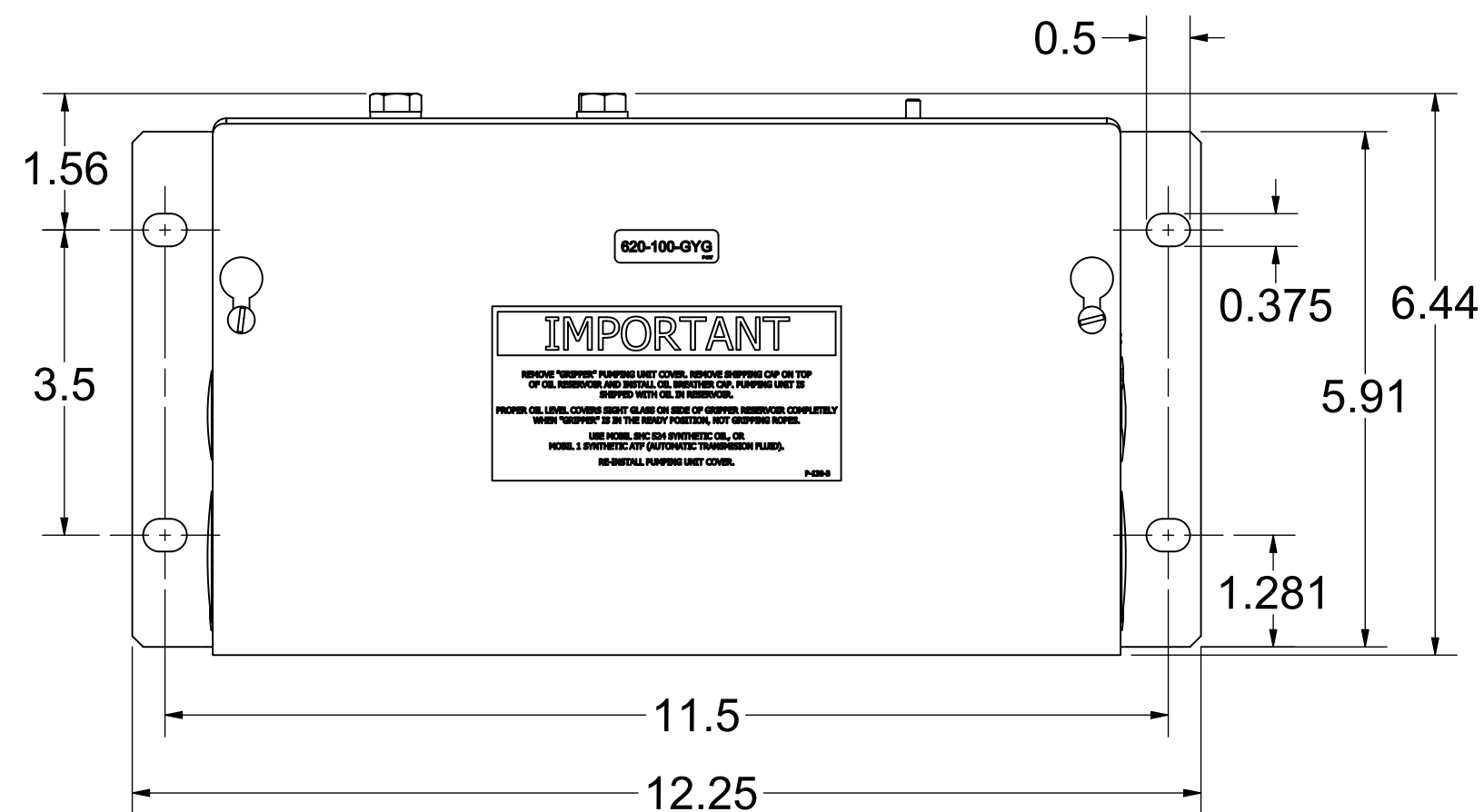
**MANUAL MODE:** With Test  
Switch OFF, place flat head  
screwdriver in Cam Slot, then  
slowly rotate the Cam  
CLOCKWISE



**AUTOMATIC MODE:** With Test  
Switch OFF, place flat head  
screwdriver in Cam Slot, then  
slowly rotate the Cam  
COUNTER-CLOCKWISE

WEIGHT: 29.2

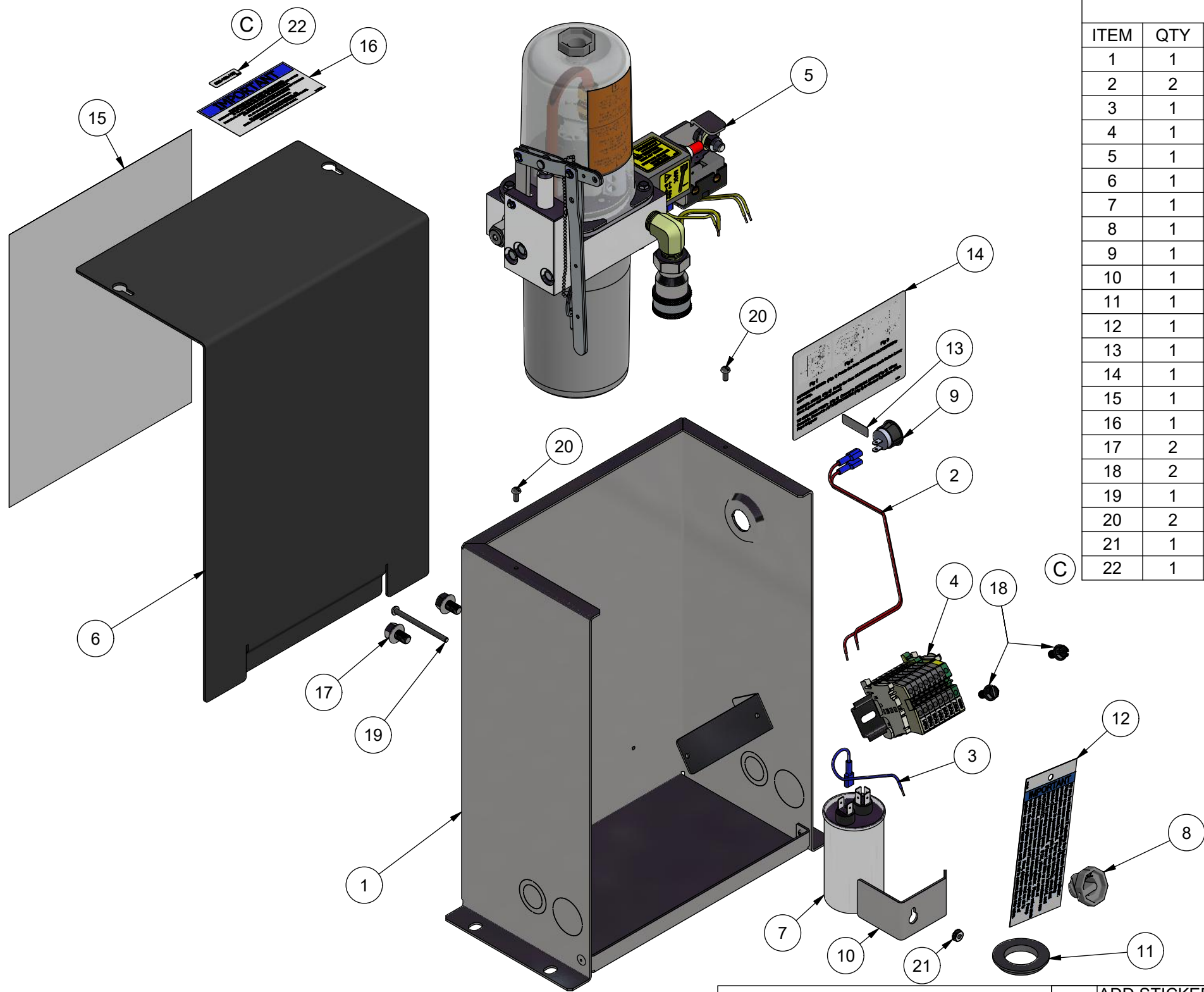
				J	ADD P/N LABEL ITEM 30, PUR #1740	LTL 1/6/23	HOLLISTER-WHITNEY ELEVATOR CO. LLC				
				H	UPDATE PARTS LIST, P/N 610-100-GYG WAS 620-100, PUR #1705	LTL 9/16/22	TITLE PUMPING UNIT - 620 THRU 626 ROPE GRIPPER				
<p>THIS DRAWING IS SUPPLIED AS A REPRESENTATION OF THE EQUIPMENT HOLLISTER-WHITNEY ELEVATOR CO. LLC ("MANUFACTURER") HAS AGREED TO SUPPLY. SLIGHT ADJUSTMENTS MAY OCCUR DURING MANUFACTURING AND INSTALLATION. ANY MODIFICATIONS NOT APPROVED IN WRITING BY MANUFACTURER MAY AFFECT OPERATION, VOIDS ANY WARRANTY AND RELEASES MANUFACTURER OF ALL LIABILITY.</p> <p>THIS DOCUMENT CONTAINS CONFIDENTIAL AND PROPRIETARY INFORMATION THAT CANNOT BE REPRODUCED OR DIVULGED, IN WHOLE OR IN PART, WITHOUT WRITTEN AUTHORIZATION FROM THE MANUFACTURER.</p>					THIRD ANGLE PROJECTION		DRAWN BY BLG		SCALE 1 / 3	MATERIAL SEE PARTS LIST	REFERENCE TOL. ALL DIMENSIONS REFERENCE UNLESS OTHERWISE SPECIFIED
							SHEET SIZE C		DATE 4/3/2013	(H)	620-100-GYG
SHEET 1 OF 2											



**ILLUSTRATION VIEW**  
 SOME WIRING REMOVED  
 FOR CLARITY

WEIGHT: 29.2

				HOLLISTER-WHITNEY ELEVATOR CO. LLC			
				TITLE			
SEE PAGE 1 OF 2 FOR REVISIONS				PUMPING UNIT - 620 THRU 626 ROPE GRIPPER			
THIS DRAWING IS SUPPLIED AS A REPRESENTATION OF THE EQUIPMENT HOLLISTER-WHITNEY ELEVATOR CO. LLC ("MANUFACTURER") HAS AGREED TO SUPPLY. SLIGHT ADJUSTMENTS MAY OCCUR DURING MANUFACTURING AND INSTALLATION. ANY MODIFICATIONS NOT APPROVED IN WRITING BY MANUFACTURER MAY AFFECT OPERATION, VOIDS ANY WARRANTY AND RELEASES MANUFACTURER OF ALL LIABILITY. THIS DOCUMENT CONTAINS CONFIDENTIAL AND PROPRIETARY INFORMATION THAT CANNOT BE REPRODUCED OR DIVULGED, IN WHOLE OR IN PART, WITHOUT WRITTEN AUTHORIZATION FROM THE MANUFACTURER.				DRAWN BY	SCALE	MATERIAL	REFERENCE TOL.
				BLG	1 / 2	SEE PARTS LIST	ALL DIMENSIONS REFERENCE UNLESS OTHERWISE SPECIFIED
THIRD ANGLE PROJECTION				SHEET SIZE	DATE	620-100-GYG	
				C	4/3/2013	SHEET 2 OF 2	

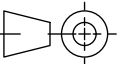


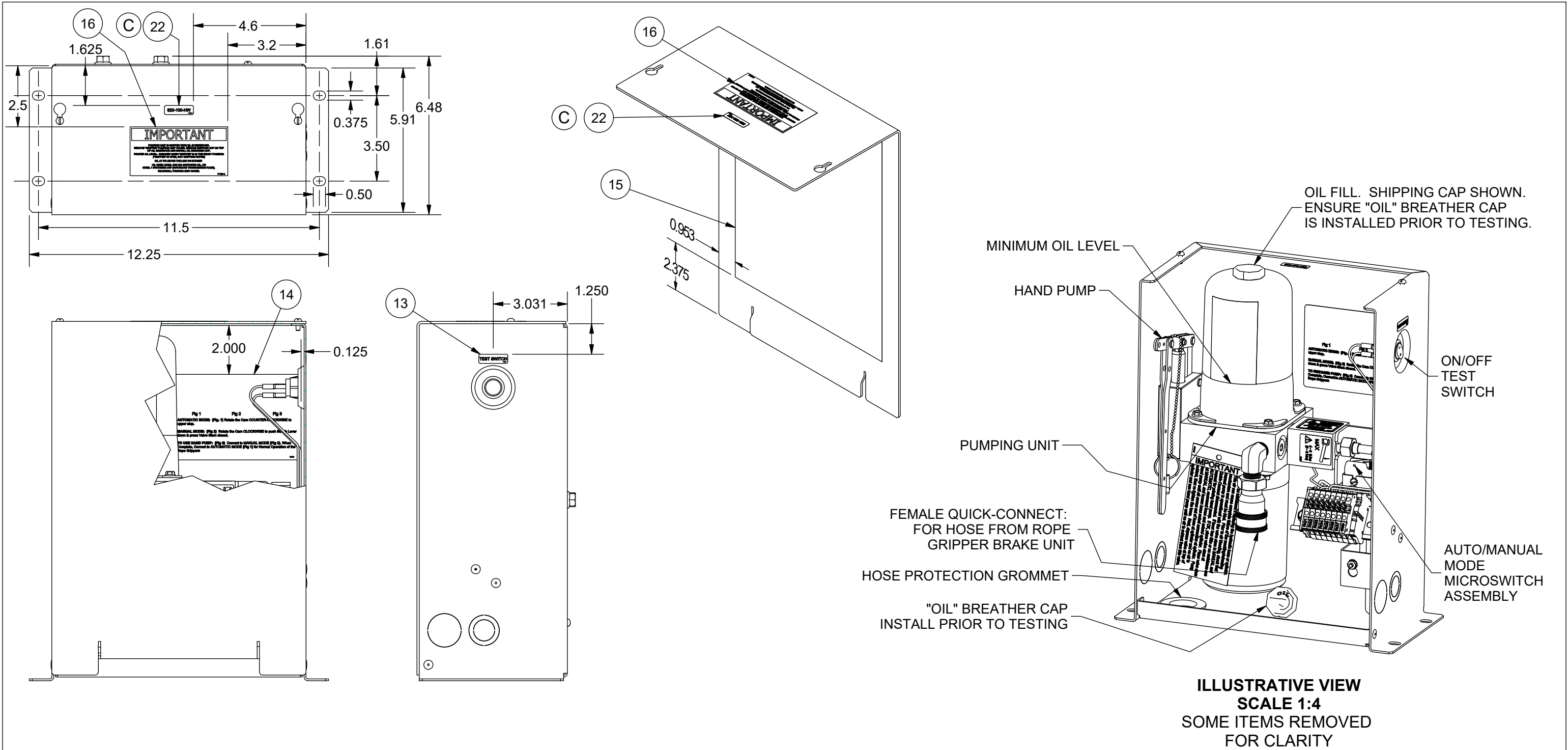
PARTS LIST			
ITEM	QTY	PART NUMBER	DESCRIPTION
1	1	620-600	BOX ASSEMBLY, 620 PUMPING STATION
2	2	620-620	12" WIRE, 18AWG STRANDED, RED w/F. SHIELDED CONNECTOR
3	1	620-623	7" WIRE, 18AWG STRANDED, BLUE w/F. SHIELDED CONNECTOR
4	1	620-647	TERMINAL BLOCK ASS'Y, 620 PUMPING UNIT
5	1	620-648	VALVE, COIL, & MANIFOLD ASSEMBLY - 620 PUMPING UNIT
6	1	620-649	COVER, 620 R.G. PUMPING STATION
7	1	620-657-02	MOTOR START CAPACITOR - 250 VAC 50/60Hz 60µF
8	1	620-677	OIL RESERVOIR BREATHER CAP
9	1	620-680	ON-OFF SWITCH, SPST 10A 125V
10	1	620-682	CAPACITOR MOUNTING BRACKET
11	1	622-207	HOSE GROMMET
12	1	P-144-2	AIR BLEED IMPORTANT NOTICE TAG
13	1	P-235	LABEL - TEST SWITCH
14	1	P-232	LABEL - VALVE STEM OPERATION INSTRUCTIONS
15	1	P-225-4	INSIDE COVER LABEL - HW PUMPING UNIT
16	1	P-138-4	ROPE GRIPPER SET-UP & OIL LABEL
17	2	5/16 - 18 UNC X 0.5	SERRATED FLANGE HEAD SCREW
18	2	10 -24 UNC x 0.5"	SCREW, THREAD FORMING - HEX WASHER, TYPE F
19	1	#8 - 32 UNC x 2.375"	ROUND HEAD MACHINE SCREW
20	2	#8 - 32 UNC x 3/8"	ROUND HEAD MACHINE SCREW
21	1	#8-32 UNC	KEPS NUT
22	1	P-247-4	P/N LABEL - HW

NOTES:

- ITEM 12 (AIR BLEED TAG) IS TO BE WIRE TIED TO THE QUICK CONNECT ELBOW
- ITEMS 8 AND 11 ARE TO BE INCLUDED "LOOSE" IN THE BOX, EITHER BAGGED, ZIP-TIED OR APPROPRIATELY SECURED
- SEE PAGE 2 OF 4 FOR STICKER PLACEMENT GUIDELINES AND OVERALL DIMENSIONS
- SEE PAGE 3 OF 4 FOR 620-648 (ITEM 5 THIS VIEW) SUB ASSEMBLY AND 620-626 SWITCH ASSEMBLY
- SEE PAGE 4 OF 4 FOR 620-650 SUB ASSEMBLY
- SEE INDIVIDUAL SUB-ASSEMBLY PRINTS FOR CHANGE DETAILS.

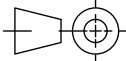
WEIGHT: 33.8 lbmass

			B	ADD STICKER LOCATING DIM PAGE 3, UPDATE VALVE DESCR. PAGE 4, PUR #1739	LTL 1/4/23	HOLLISTER-WHITNEY ELEVATOR CO. LLC			
D	ADD NOTE, UPDATE 620 -650 & VIEWS, PUR #1750	LTL 3/1/23				TITLE			
C	ADD P/N LABEL ITEM 22, PUR #1740	LTL 1/6/23	A	PRODUCTION RELEASE, PUR #1700	LTL 9/9/22	PUMPING UNIT - 620 THRU 626 ROPE GRIPPER			
<p>THIS DRAWING IS SUPPLIED AS A REPRESENTATION OF THE EQUIPMENT HOLLISTER-WHITNEY ELEVATOR CO. LLC ("MANUFACTURER") HAS AGREED TO SUPPLY. SLIGHT ADJUSTMENTS MAY OCCUR DURING MANUFACTURING AND INSTALLATION. ANY MODIFICATIONS NOT APPROVED IN WRITING BY MANUFACTURER MAY AFFECT OPERATION, VOIDS ANY WARRANTY AND RELEASES MANUFACTURER OF ALL LIABILITY.</p> <p>THIS DOCUMENT CONTAINS CONFIDENTIAL AND PROPRIETARY INFORMATION THAT CANNOT BE REPRODUCED OR DIVULGED, IN WHOLE OR IN PART, WITHOUT WRITTEN AUTHORIZATION FROM THE MANUFACTURER.</p>				THIRD ANGLE PROJECTION		DRAWN BY	SCALE	MATERIAL	REFERENCE TOL.
						LTL	1:4	SEE PARTS LIST	ALL DIMENSIONS REFERENCE UNLESS OTHERWISE SPECIFIED
SHEET SIZE						DATE		620-100-HW	
						B		5/6/2022	
								SHEET 1 OF 4	

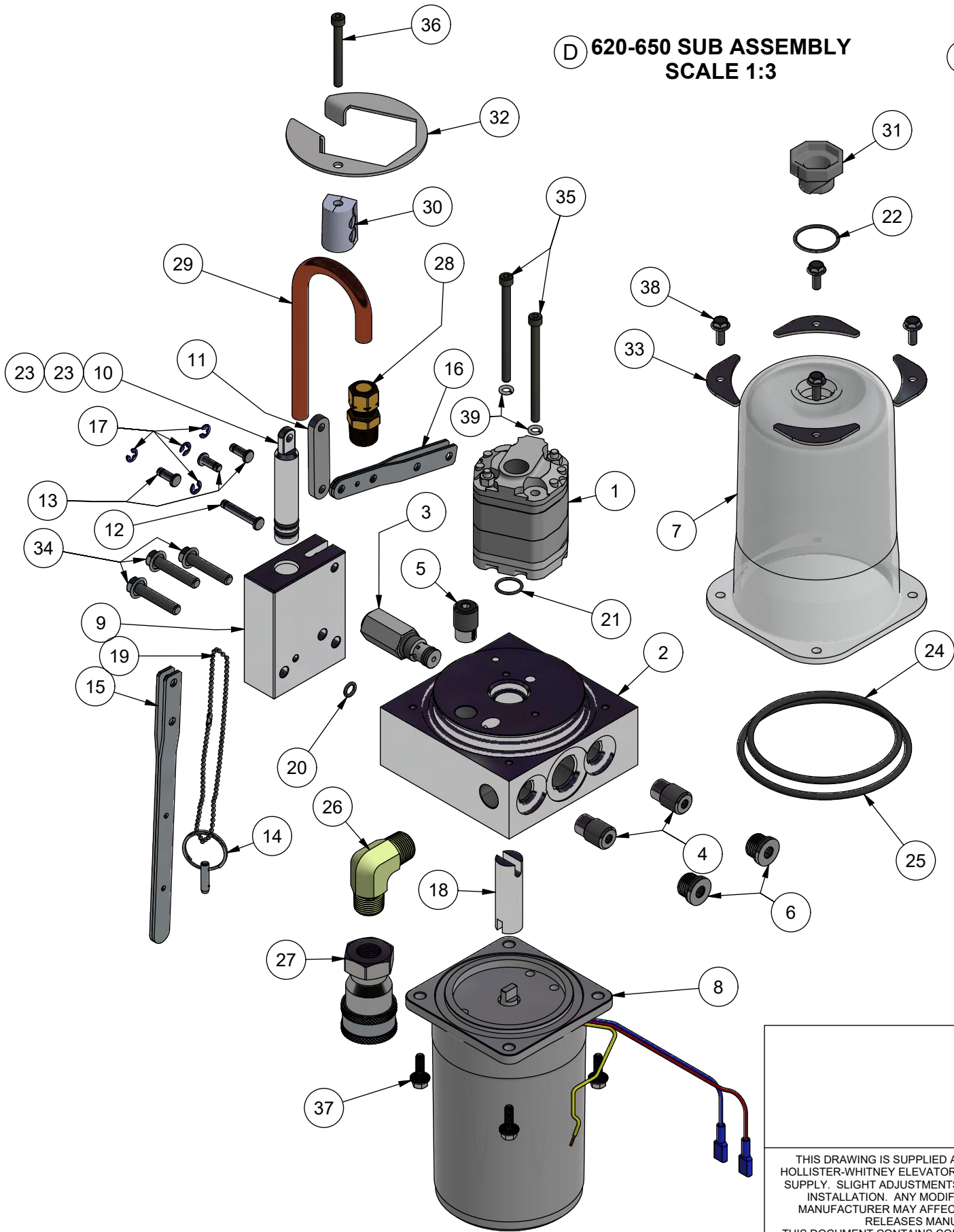


NOTES:  
LABELS, ITEMS 13, 14, 15, AND 16, PLACED AS  
SHOWN

WEIGHT: 33.8 lbmass

				HOLLISTER-WHITNEY ELEVATOR CO. LLC			
				TITLE PUMPING UNIT - 620 THRU 626 ROPE GRIPPER			
THIS DRAWING IS SUPPLIED AS A REPRESENTATION OF THE EQUIPMENT HOLLISTER-WHITNEY ELEVATOR CO. LLC ("MANUFACTURER") HAS AGREED TO SUPPLY. SLIGHT ADJUSTMENTS MAY OCCUR DURING MANUFACTURING AND INSTALLATION. ANY MODIFICATIONS NOT APPROVED IN WRITING BY MANUFACTURER MAY AFFECT OPERATION. VOIDS ANY WARRANTY AND RELEASES MANUFACTURER OF ALL LIABILITY. THIS DOCUMENT CONTAINS CONFIDENTIAL AND PROPRIETARY INFORMATION THAT CANNOT BE REPRODUCED OR DIVULGED, IN WHOLE OR IN PART, WITHOUT WRITTEN AUTHORIZATION FROM THE MANUFACTURER.	THIRD ANGLE PROJECTION			DRAWN BY LTL	SCALE 1:4	MATERIAL SEE PARTS LIST	REFERENCE TOL. ALL DIMENSIONS REFERENCE UNLESS OTHERWISE SPECIFIED
				SHEET SIZE B		DATE 5/6/2022	620-100-HW SHEET 2 OF 4

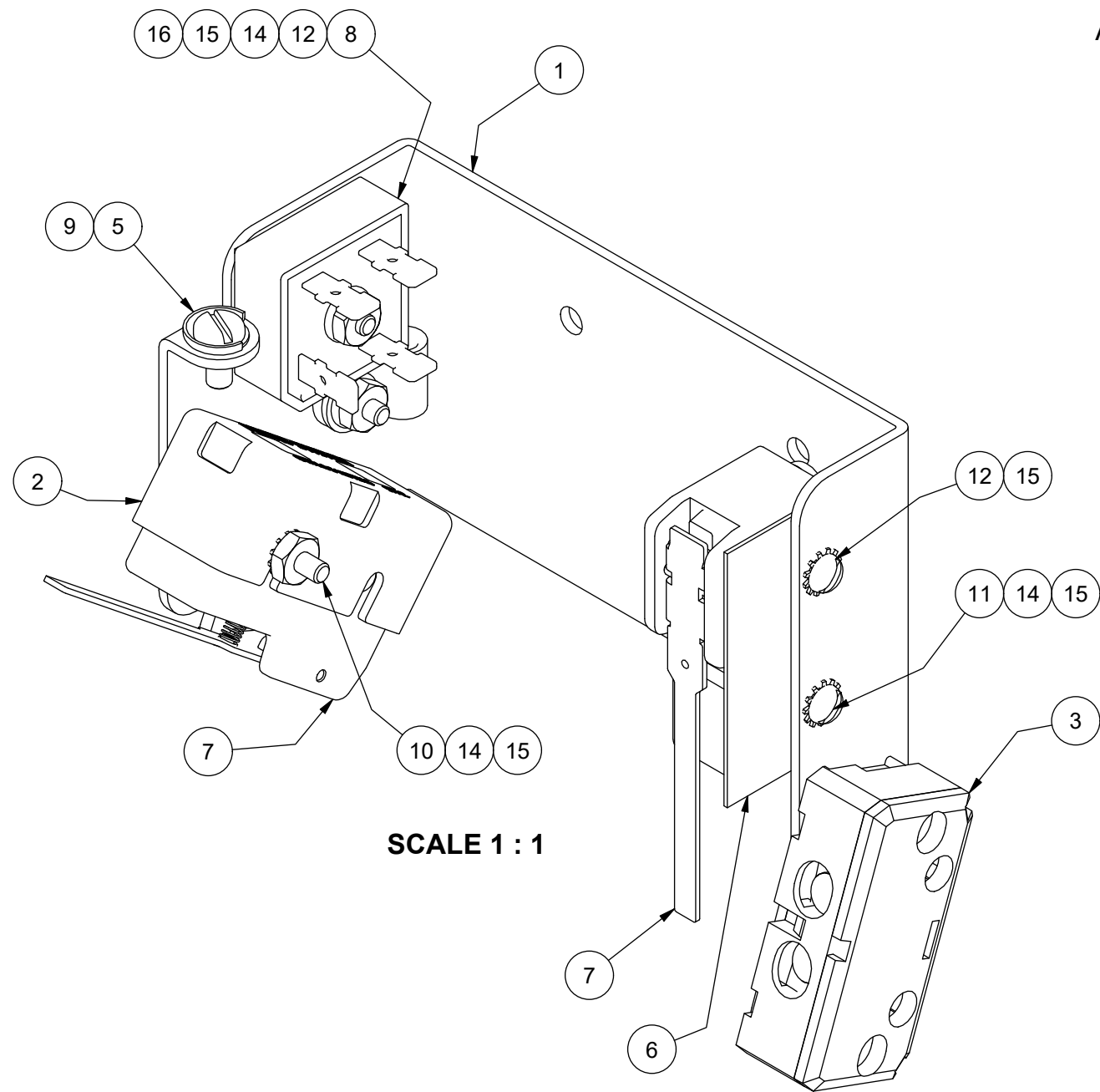




ITEM	QTY	PART NUMBER	DESCRIPTION
1	1	620-651-CCW	POMPA UK 05 D 1.00 G OR GEAR PUMP (0.88 CC/REV)
2	1	620-652	VALVE BODY, 620-100 PUMPING UNIT
3	1	620-653	DIRECT ACTING RELIEF VALVE - 1500PSI
4	2	620-654-1206J	POPPET CHECK VALVE - THREADED INSERTABLE
5	1	620-654-1206K	POPPET CHECK VALVE - THREADED INSERTABLE
6	2	620-655	COMPACT PLUG W/O-RING
7	1	620-656	RESERVOIR - PUMP UNIT
8	1	620-657-01	MOTOR ASSEMBLY - PUMPING UNIT
9	1	620-658	HAND PUMP BODY
10	1	620-659	PISTON ROD
11	1	620-660	PUMP HANDLE LINK
12	1	620-661	PIN 1 - HAND PUMP HANDLE
13	3	620-662	PIN 2 - HAND PUMP HANDLE
14	1	620-663	QUICK RELEASE PIN w/STEEL RING
15	1	620-664	PUMP HANDLE EXTENSION
16	1	620-665	PUMP HANDLE
17	4	620-667	RETAINING RING (E-CLIP) - 3/16" SHAFT/PIN
18	1	620-668	MOTOR/ PUMP COUPLING
19	1	620-669	CHAIN - QUICK RELEASE PIN KEEPER
20	1	620-670-010	O - RING, HAND PUMP TO MANIFOLD
21	1	620-670-0150135	O-RING, PUMP TO MANIFOLD
22	1	620-670-021	O - RING, RESERVOIR TO CAP
23	2	620-670-110	O - RING, HAND PUMP PISTON
24	1	620-670-0400830	O-RING, RESERVOIR SIDE
25	1	620-670-0400940	O-RING, RESERVOIR FLANGE FACE
26	1	620-671	90° ELBOW, 3/8 NPT M/M
27	1	620-673	QUICK-CONNECT COUPLING - SOCKET
28	1	620-674-38	COMPRESSION FITTING - 3/8" COPPER TUBE X 3/8-18 NPT
29	1	620-675	PICK-UP TUBE
30	1	620-676	OIL RETURN BAFFLE
31	1	620-678	OIL RESERVOIR SHIPPING CAP
32	1	620-681	SPLASH GUARD
33	4	620-683	SPECIAL WASHER - RESERVOIR TO MANIFOLD
34	3	1/4 x 20 UNC - 1.25	HEX HEAD CAP SCREW, SERRATED
35	2	#10 - 24 UNC x 2.75	SOCKET HEAD CAP SCREW
36	1	#10-24 UNC x 1.75	SOCKET HEAD CAP SCREW
37	4	#10 - 24 UNC X 0.625	SERRATED FLANGE HEX SCREW
38	4	#10-24 UNC x 0.5	WHIZ BOLT w/BLUE THREAD LOCKER
39	2	#10 LOCK WASHER	STANDARD LOCK WASHER

WEIGHT: 22.5 lbmass

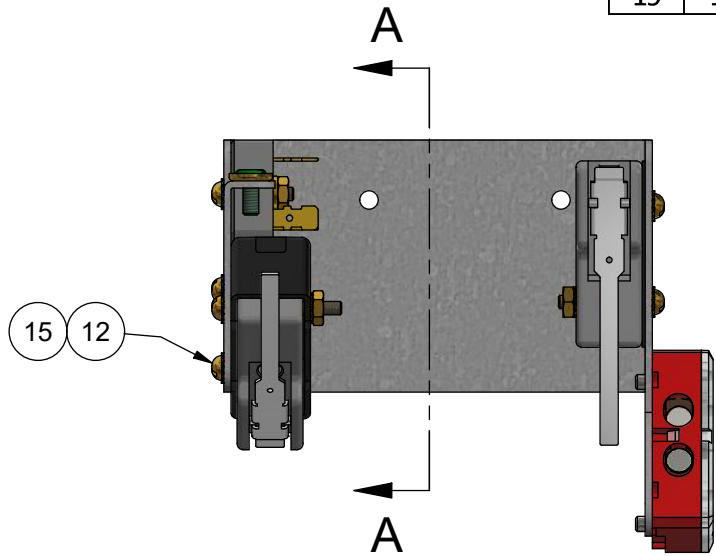
				HOLLISTER-WHITNEY ELEVATOR CO. LLC			
				TITLE PUMPING UNIT - 620 THRU 626 ROPE GRIPPER			
<p>THIS DRAWING IS SUPPLIED AS A REPRESENTATION OF THE EQUIPMENT HOLLISTER-WHITNEY ELEVATOR CO. LLC ("MANUFACTURER") HAS AGREED TO SUPPLY. SLIGHT ADJUSTMENTS MAY OCCUR DURING MANUFACTURING AND INSTALLATION. ANY MODIFICATIONS NOT APPROVED IN WRITING BY MANUFACTURER MAY AFFECT OPERATION, VOIDS ANY WARRANTY AND RELEASES MANUFACTURER OF ALL LIABILITY.</p> <p>THIS DOCUMENT CONTAINS CONFIDENTIAL AND PROPRIETARY INFORMATION THAT CANNOT BE REPRODUCED OR DIVULGED, IN WHOLE OR IN PART, WITHOUT WRITTEN AUTHORIZATION FROM THE MANUFACTURER.</p>		THIRD ANGLE PROJECTION		DRAWN BY LTL	SCALE 1:3	MATERIAL SEE PARTS LIST	REFERENCE TOL. ALL DIMENSIONS REFERENCE UNLESS OTHERWISE SPECIFIED
				SHEET SIZE B		DATE 5/6/2022	620-100-HW SHEET 4 OF 4



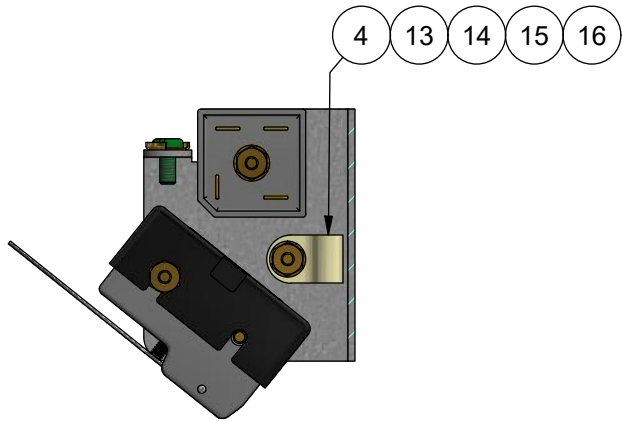
SCALE 1 : 1

ASSEMBLY PARTS LIST FOR  
REFERENCE ONLY.

620-635-1 => 10' LEADS  
620-635-2 => 24' LEADS  
620-635-3 => 18' LEADS



SCALE 1 / 2

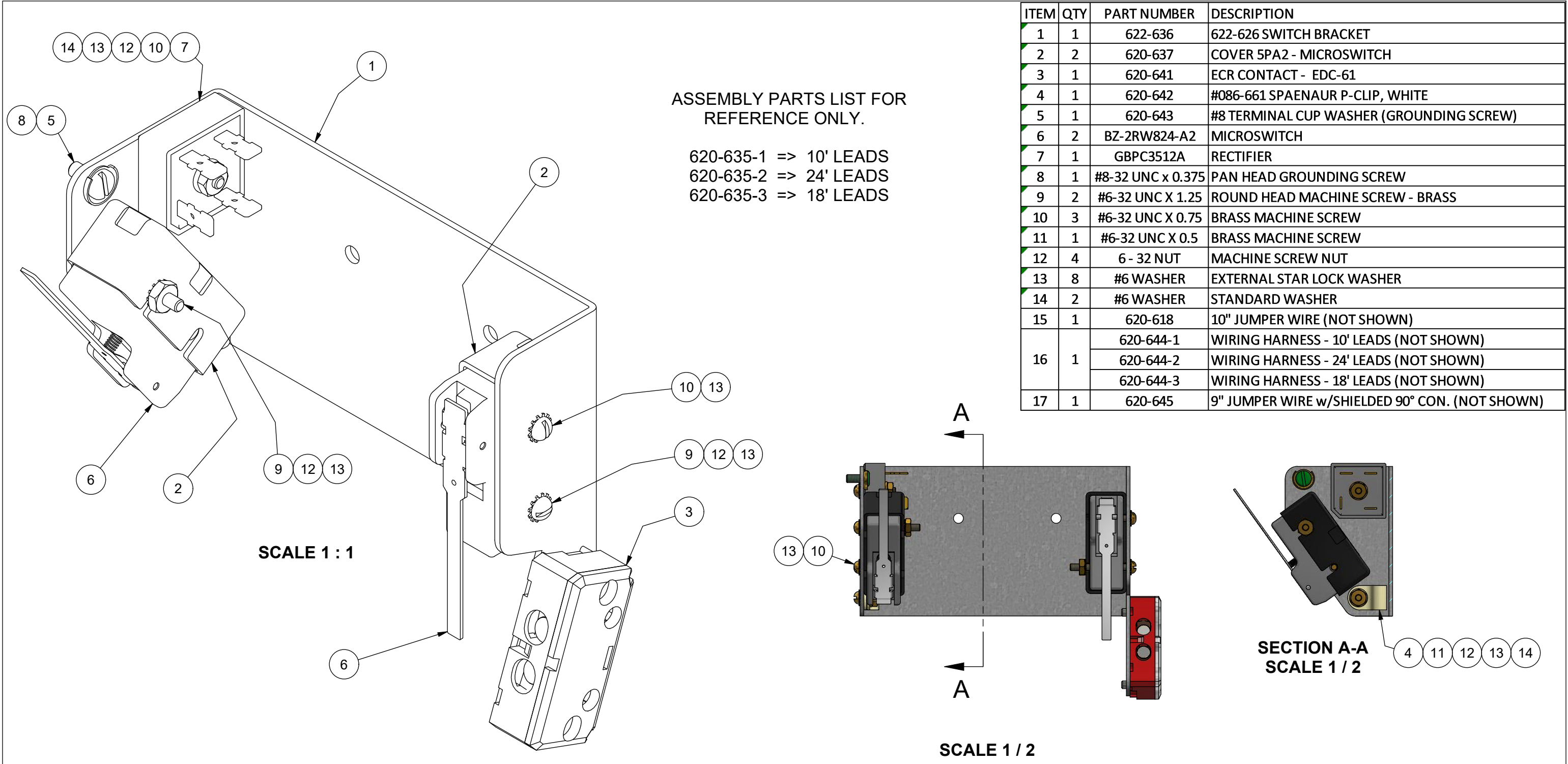


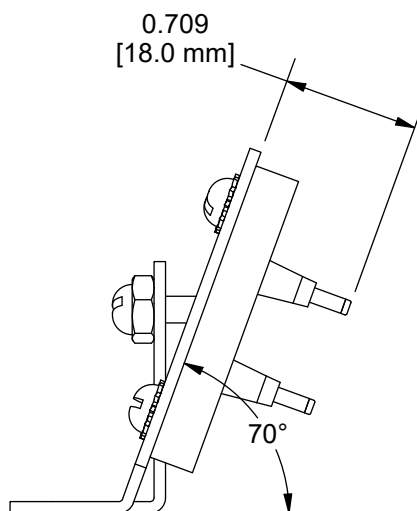
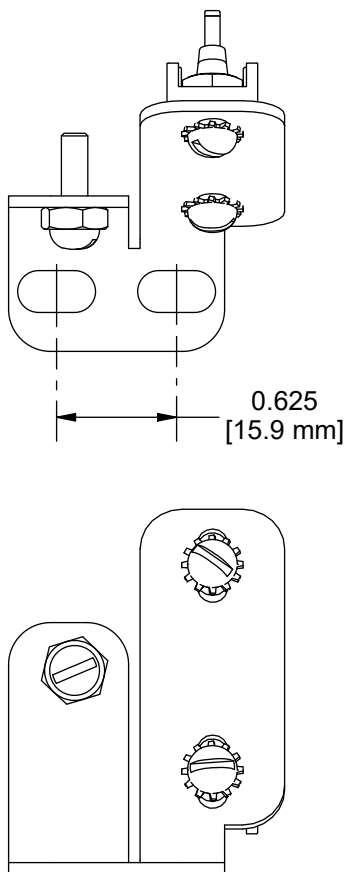
SECTION A-A  
SCALE 1 / 2

ITEM	QTY	PART NUMBER	DESCRIPTION
1	1	620-636	620 ROPE GRIPPER SWITCH BRACKET
2	1	620-637	COVER 5PA2 - MICROSWITCH
3	1	620-641	ECR CONTACT - EDC-61
4	1	620-642	#086-661 SPAENAU P-CLIP, WHITE
5	1	620-643	#8 TERMINAL CUP WASHER (GROUNDING SCREW)
6	1	620-619	INSULATOR
7	2	BZ-2RW824-A2	MICROSWITCH
8	1	GBPC3512A	RECTIFIER
9	1	#8-32 UNC x 0.375	PAN HEAD GROUNDING SCREW
10	1	#6-32 UNC X 1.25	ROUND HEAD MACHINE SCREW - BRASS
11	1	#6-32 UNC X 1.00	ROUND HEAD MACHINE SCREW - BRASS
12	3	#6-32 UNC X 0.75	BRASS MACHINE SCREW
13	1	#6-32 UNC X 0.5	BRASS MACHINE SCREW
14	4	6 - 32 NUT	MACHINE SCREW NUT
15	8	#6 WASHER	EXTERNAL STAR LOCK WASHER
16	2	#6 WASHER	STANDARD WASHER
17	1	620-618	10" JUMPER WIRE (NOT SHOWN)
18	1	620-644-1	WIRING HARNESS - 10' LEADS (NOT SHOWN)
		620-644-2	WIRING HARNESS - 24' LEADS (NOT SHOWN)
		620-644-3	WIRING HARNESS - 18' LEADS (NOT SHOWN)
19	1	620-645	9" JUMPER WIRE w/SHIELDED 90° CON. (NOT SHOWN)

WEIGHT: 0.726 lbmass

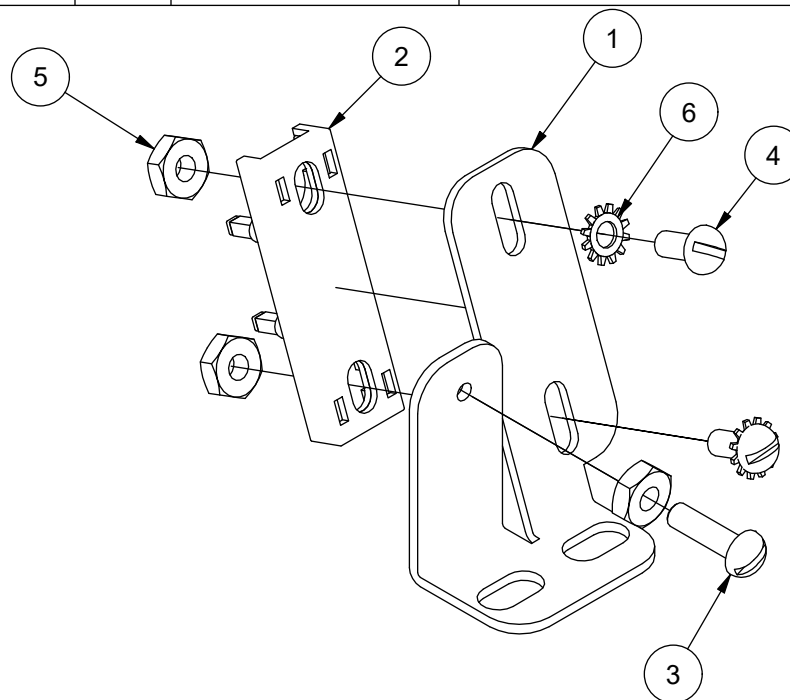
						HOLLISTER-WHITNEY ELEVATOR CO. LLC				
						TITLE SWITCH ASS'Y (LEAD LENGTHS, -1 = 10', -2 = 24', -3 = 18')				
			A	PRODUCTION RELEASE, PUR #1337	LTL 2/24/20					
THIS DRAWING IS SUPPLIED AS A REPRESENTATION OF THE EQUIPMENT HOLLISTER-WHITNEY ELEVATOR CO. LLC ("MANUFACTURER") HAS AGREED TO SUPPLY. SLIGHT ADJUSTMENTS MAY OCCUR DURING MANUFACTURING AND INSTALLATION. ANY MODIFICATIONS NOT APPROVED IN WRITING BY MANUFACTURER MAY AFFECT OPERATION, VOIDS ANY WARRANTY AND RELEASES MANUFACTURER OF ALL LIABILITY. THIS DOCUMENT CONTAINS CONFIDENTIAL AND PROPRIETARY INFORMATION THAT CANNOT BE REPRODUCED OR DIVULGED, IN WHOLE OR IN PART, WITHOUT WRITTEN AUTHORIZATION FROM THE MANUFACTURER.					THIRD ANGLE PROJECTION		DRAWN BY LTL	SCALE 1 / 2	MATERIAL SEE PARTS LIST	REFERENCE TOL. ALL DIMENSIONS REFERENCE UNLESS OTHERWISE SPECIFIED






# PARTS LIST

ITEM	QTY	PART NUMBER	DESCRIPTION
1	1	620-639	SWITCH ACTUATING ANGLE
2	1	620-640-18	SHORTING BAR - 18mm
3	1	#6-32 UNC X 0.5	BRASS MACHINE SCREW
4	2	#6-32 UNCX0.3125	BRASS MACHINE SCREW
5	3	#6-32 UNC NUT	BRASS NUT
6	2	#6 WASHER	EXTERNAL STAR LOCK WASHER



WEIGHT: 0.065 lbmass

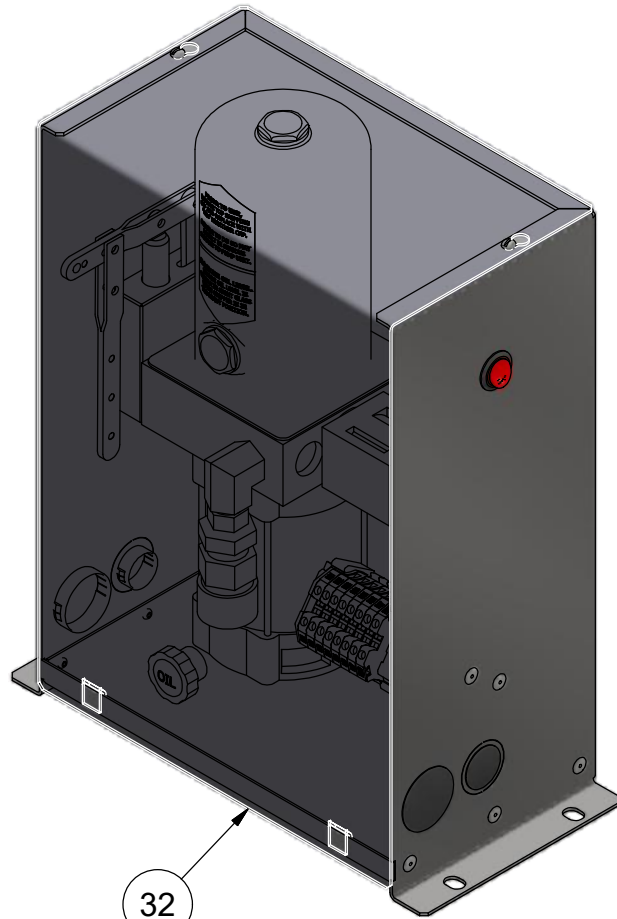
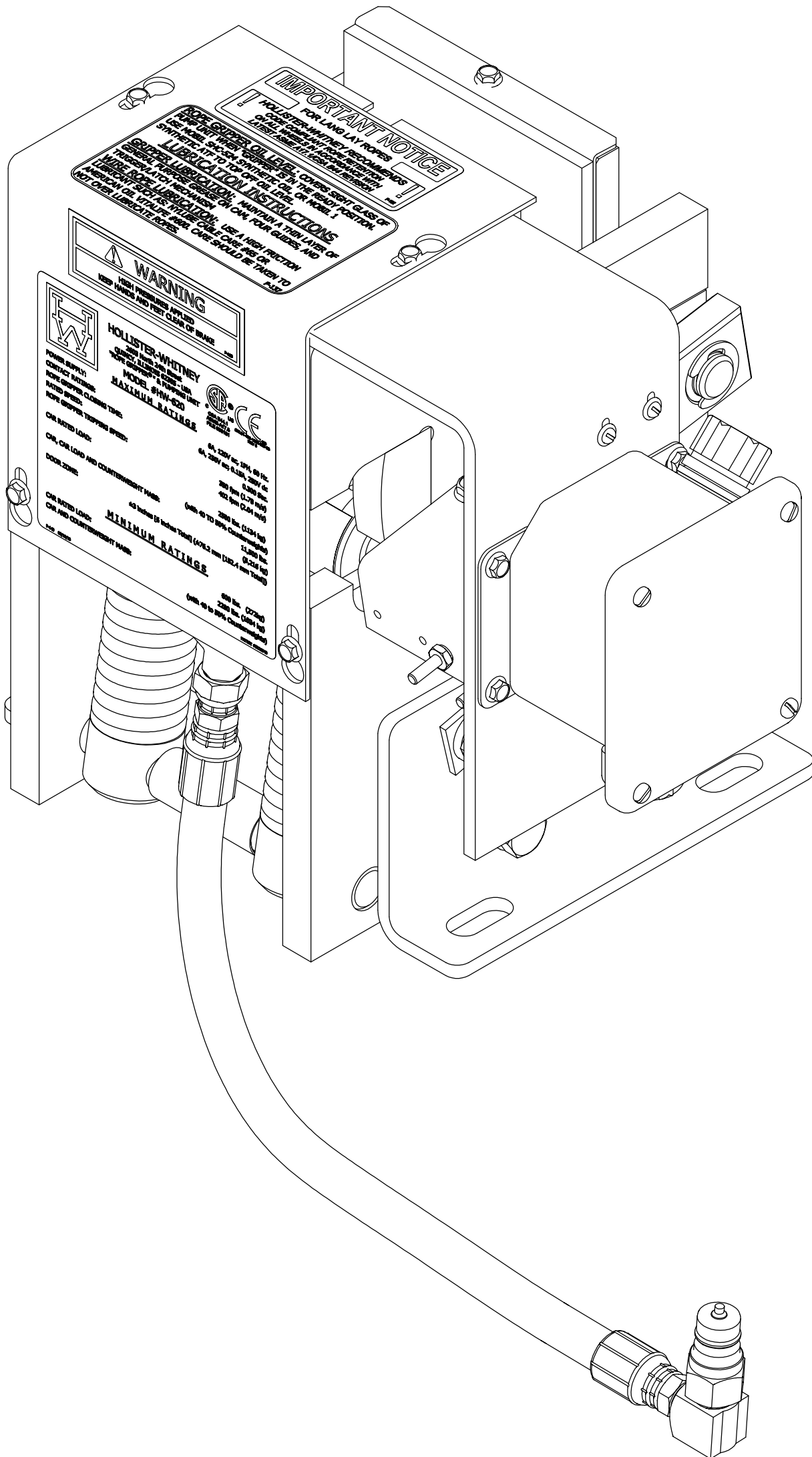
					HOLLISTER-WHITNEY ELEVATOR CO. LLC					
					TITLE					
			A	PRODUCTION RELEASE, PUR #1337	LTL 7/21/20	ACTUATING ANGLE ASSEMBLY - 18mm				
<p>THIS DRAWING IS SUPPLIED AS A REPRESENTATION OF THE EQUIPMENT HOLLISTER-WHITNEY ELEVATOR CO. LLC ("MANUFACTURER") HAS AGREED TO SUPPLY. SLIGHT ADJUSTMENTS MAY OCCUR DURING MANUFACTURING AND INSTALLATION. ANY MODIFICATIONS NOT APPROVED IN WRITING BY MANUFACTURER MAY AFFECT OPERATION, VOIDS ANY WARRANTY AND RELEASES MANUFACTURER OF ALL LIABILITY.</p> <p>THIS DOCUMENT CONTAINS CONFIDENTIAL AND PROPRIETARY INFORMATION THAT CANNOT BE REPRODUCED OR DIVULGED, IN WHOLE OR IN PART, WITHOUT WRITTEN AUTHORIZATION FROM THE MANUFACTURER.</p>					THIRD ANGLE PROJECTION		DRAWN BY LTL	SCALE 1:1	MATERIAL SEE PARTS LIST	REFERENCE TOL. ALL DIMENSIONS REFERENCE UNLESS OTHERWISE SPECIFIED
							SHEET SIZE A		DATE 10/18/2019	620-638-18 SHEET 1 OF 1

ITEM	QTY	PART NUMBER	DESCRIPTION
1	1	620-003	STATIONARY SHOE ASSEMBLY
2	1	620-004	MOVABLE SHOE
3	2	620-007	SHAFT SUPPORT BLOCK
4	4	620-008	SPACER (11 GA.) - LINING WEAR
5	2	620-008-1	SPACER (16 GA.) - LINING WEAR
6	2	620-008-2	SPACER (22 GA.) - LINING WEAR
7	1	620-015	TUBING ASSEMBLY
8	2	620-018	ROTATING & NON-ROTATING SHAFT
9	1	601-020	CONNECTING ARM ASSEMBLY
10	1	601-020-N	ARM ASSEMBLY - NEMA CONNECTING
11	2	620-022	LINING ASSEMBLY
12	2	601-025	LOWER SPRING GUIDE ASSEMBLY
13	2	601-027	SPRING UPPER SUPPORT
14	2	601-029	SPRING UPPER SUPPORT GUIDE
15	2	601-030	GRIPPER SPRING
16	2	620-031	SHAFT
17	2	620-032	SPACER TUBING
18	1	620-033	TUBING - SPACER
19	1	601-035	CYLINDER - ASSEMBLY
20	1	622-036	HYDRAULIC CYLINDER PIVOT BRACKET ASSEMBLY
21	1	620-037	HYDRAULIC HOSE - STANDARD 27" LENGTH
		620-037- "L"	HYDRAULIC HOSE - "L" = LENGTH IN FEET (30" MAX)
22	1	620-038	QUICK CONNECT FITTING
23	1	601-039	1/8 X 1/4 NPT, 90° ELBOW
24	1	620-040	COVER - 620 ROPE GRIPPER
25	1	601-041 L	MOUNTING ANGLE - LEFT
26	1	601-041 R	MOUNTING ANGLE - RIGHT
27	1	601-078	LATCH
28	1	620-081-N- "L"	LIQUIDTITE FLEX CONDUIT (LFC), "L" = HOSE "L"
29	1	610-087	90° ADAPTOR, 45° FH 5/8"-18 X 1/4 NPT 18
30	1	610-091	3-8 x 3-8 NPT STREET 90 DEG. ELBOW
31	2	601-095	DOUBLE BOLT WASHER
32	1	620-100	PUMPING UNIT
33	1	620-104	NEMA 4 SWITCH BRACKET #1
34	1	620-105	NEMA 4 SWITCH BRACKET #2
35	1	620-106-RH	NEMA COMPLIANT JUNCTION BOX (A-443DSC), RIGHT HAND
		620-106-LH	NEMA COMPLIANT JUNCTION BOX (A-443DSC), LEFT HAND
36	1	620-107	SPACER - SOLENOID MOUNTING BRACKET
37	4	620-108	NYLON UNTHREADED SPACER
38	1	620-109	TERMINAL BLOCK ASSEMBLY
39	1	620-110	#2521 - STR. CORD CONNECTOR
40	3	620-111	#2522 - STR. CORD CONNECTOR
41	1	620-112	#5332 - STR. METAL CONDUIT CONNECTOR
42	1	622-207	HOSE GROMMET
43	1	620-606-N- "CL"	PUMP UNIT CABLE (RED), LENGTH "CL" = LFC "L" + 4 FT
44	1	620-607 N7-9	SOLENOID LOCKING UNIT - ELECTRICOATED
45	2	620-609-3	16-14 MALE DISCONNECT TERMINAL
46	4	620-609-4	16-14 SHIELDED FEMALE DISCONNECT TERMINAL
47	5	620-630	#5262 - SEALING RING
48	4	620-631	#LN 101SC - LOCKNUT
49	1	620-632	#650-DC2 - 3/8" BOX CONNECTOR
50	1	620-633	N7-9 R. G. COIL STRANDED HOOK-UP WIRE - 620, 621 & 622
51	1	620-634	N7-9 SHRINK TUBING - ALL GRIPPERS
52	4	90-033	E-CLIP, #X5133-74
53	1	GBPC3512A	RECTIFIER
54	3	BZE6-RN-F3	NEMA COMPLIANT MICROSWITCH
55	6	1/2 - 13 UNC x 1.25"	HEX HEAD BOLT
56	6	1/2 LOCK WASHER	STANDARD LOCK WASHER
57	4	5/16 - 18 UNC x 2.0	SOCKET HEAD CAP SCREW
58	4	5/16" WASHER	STANDARD WASHER
59	2	1/4 - 20 UNC x 1.5	HALF DOG SET SCREW
60	2	1/4-20 UNC x 0.5	WHIZ BOLT
61	2	#10-32 UNF x 0.875	SOCKET HEAD CAP SCREW
62	1	10-32 UNF x 0.25	SET SCREW
63	1	10 - 32 UNF x 0.25	GROUNDING SCREW
64	2	10-24 UNC x 1	FLAT SOCKET HEAD MACHINE SCREW
65	10	#10-24 UNC x 0.5	WHIZ BOLT
66	4	#10-24 UNC x 0.5	SOCKET HEAD CAP SCREW
67	2	#10-24 NUT	HEX NUT
68	8	#10 LOCK WASHER	STANDARD LOCK WASHER
69	1	#8 - 32 UNC x 5/8"	ROUND HEAD MACHINE SCREW
70	2	#8 - 32 UNC x 1/4"	ROUND HEAD MACHINE SCREW
71	2	#6 - 32 UNC x 2-1/2"	ROUND HEAD MACHINE SCREW
72	1	P-133	ROPE GRIPPER WARNING LABEL - MEDIUM
73	1	P-137	GRIPPER LUBE INST. STICKER
74	1	P-139	ROPE GRIPPER WARNING LABEL - SMALL
75	1	P-141	IMPORTANT LABEL - APPLIED TO TUBING
76	1	P-143	620 ROPE GRIPPER LABEL
77	1	P-144-2	AIR BLEED LABEL
78	1	P-186	ROPE GRIPPER WEAR-IN LINE STICKER
79	1	P-192	IMPORTANT NOTICE - LANG LAY ROPES, ROPE GRIPPER


D

E  
E

D




PUMPING UNIT  
SCALE 1 / 4

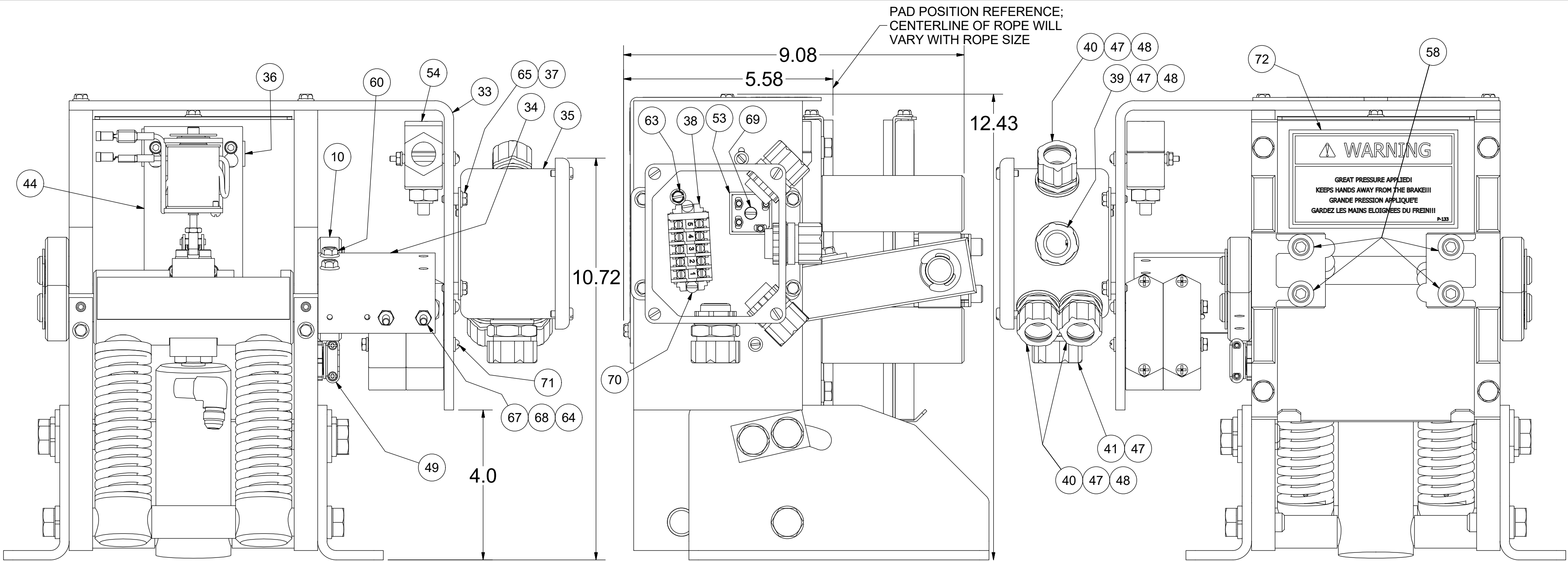


NOTE:

- RIGHT HAND (RH) GRIPPER SHOWN, LEFT HAND SIMILAR
- LEFT HAND BOX 620-106-LH USED FOR LEFT HAND GRIPPER. (SEE ITEM 35)
- QTY LISTED FOR ITEMS 4, 5 & 6 ARE STANDARD. ACTUAL QTY MAY VARY WITH ROPE DIAMETER.
- NEMA SPECIFIC PARTS LISTING SEE PAGE 2 OF 2

PUMPING UNIT WEIGHT: 29.2 LBS  
ROPE GRIPPER WEIGHT: 72.8 lbmass

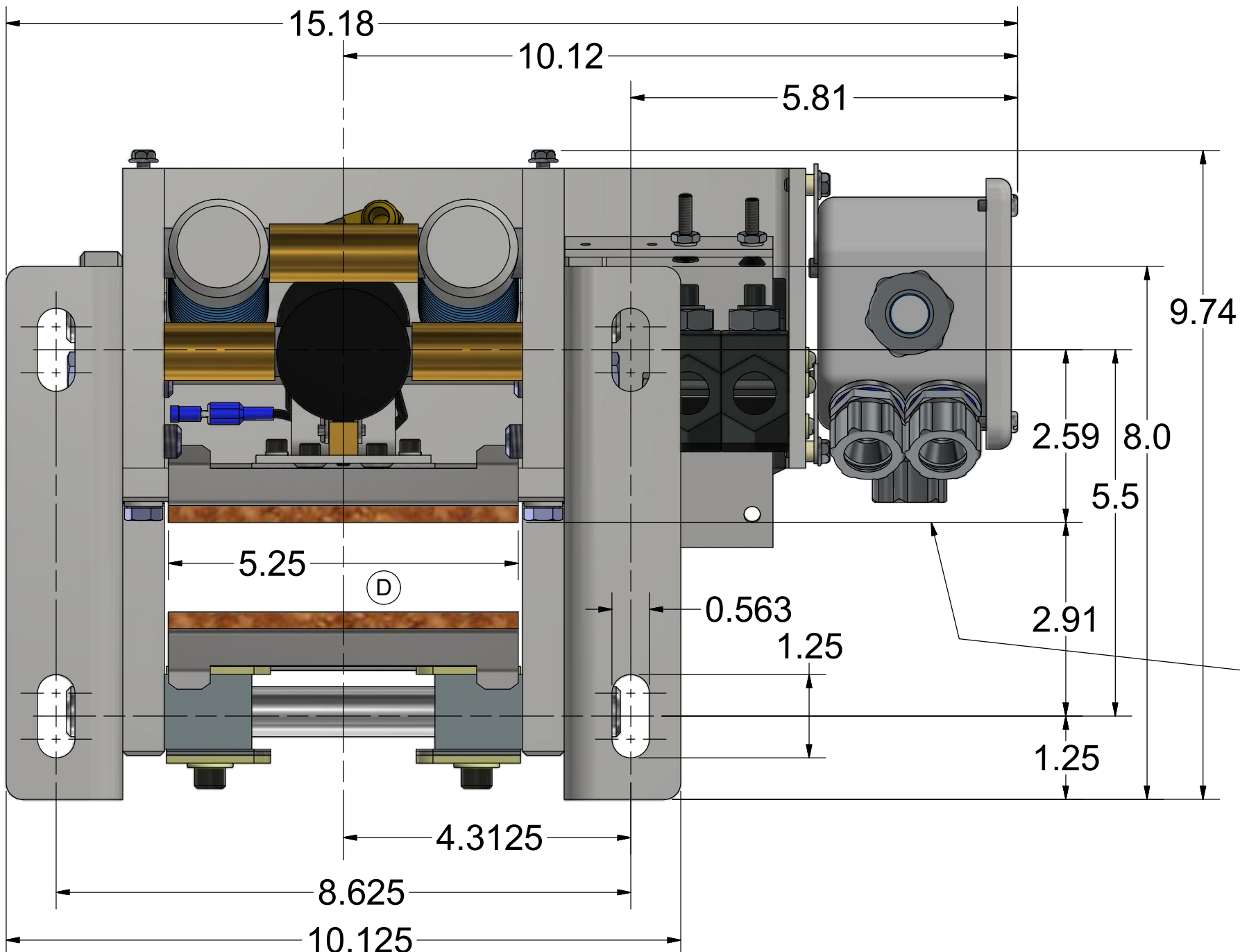
			D	620-022 WAS 601-022, 5.25 WAS 4.875, 5/16"	LTL 7/29/19	HOLLISTER-WHITNEY ELEVATOR CO. LLC			
E	CORRECT TERMINAL QTY FROM 1 EA., TITLE TO	LTL 9/20/19		WASHERS WAS LOCK, DOCUMENTATION OF		TITLE (E)			
	NEMA 4, P/N NEMA WAS NEMA 7/9 PUR #1200			NEMA PARTS & PART NUMBERS, PUR #1087		BASIC PARTS LIST, GRIPPER ASSEMBLY - NEMA 4			
THIS DRAWING IS SUPPLIED AS A REPRESENTATION OF THE EQUIPMENT HOLLISTER-WHITNEY ELEVATOR CO. LLC ("MANUFACTURER") HAS AGREED TO SUPPLY. SLIGHT ADJUSTMENTS MAY OCCUR DURING MANUFACTURING AND INSTALLATION. ANY MODIFICATIONS NOT APPROVED IN WRITING BY MANUFACTURER MAY AFFECT OPERATION, VOIDS ANY WARRANTY AND RELEASES MANUFACTURER OF ALL LIABILITY.  THIS DOCUMENT CONTAINS CONFIDENTIAL AND PROPRIETARY INFORMATION THAT CANNOT BE REPRODUCED OR DIVULGED, IN WHOLE OR IN PART, WITHOUT WRITTEN AUTHORIZATION FROM THE MANUFACTURER.				THIRD ANGLE PROJECTION		DRAWN BY LTL	SCALE 1 / 2	MATERIAL  SEE PARTS LIST	REFERENCE TOL. ALL DIMENSIONS REFERENCE UNLESS OTHERWISE SPECIFIED
						SHEET SIZE C		DATE 9/8/2003	



GRIPPER COVER REMOVED THIS VIEW

BOX LID REMOVED THIS VIEW

REAR VIEW



BOTTOM VIEW

PARTS CALL-OUT SPECIFIC TO NEMA GRIPPER. FOR "GENERIC" PARTS CALLOUT SEE 620 ASSEMBLY PARTS LIST.

ALL WIRING REMOVED FOR CLARITY

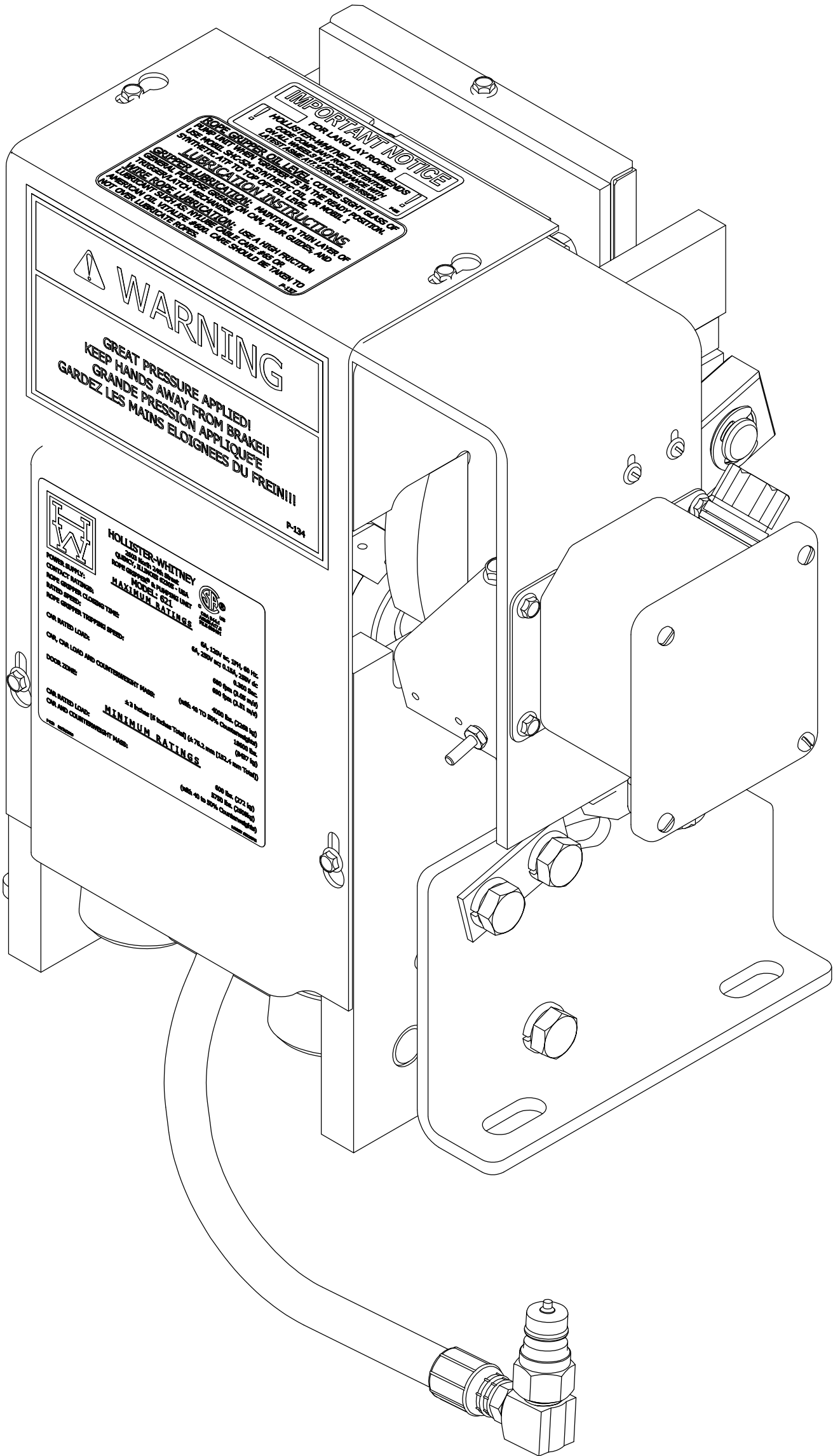
REFERENCE DIMENSIONS SHOWN TO AID IN SETUP AND INSTALL

ROPE GRIPPER WEIGHT: 72.8 lbmass

SEE PREVIOUS PAGE FOR REVISIONS						HOLLISTER-WHITNEY ELEVATOR CO. LLC			
BASIC PARTS LIST, GRIPPER ASSEMBLY - NEMA 4						TITLE			
THIS DRAWING IS SUPPLIED AS A REPRESENTATION OF THE EQUIPMENT HOLLISTER-WHITNEY ELEVATOR CO. LLC ("MANUFACTURER") HAS AGREED TO SUPPLY. SLIGHT ADJUSTMENTS MAY OCCUR DURING MANUFACTURING AND INSTALLATION. ANY MODIFICATIONS NOT APPROVED IN WRITING BY MANUFACTURER MAY AFFECT OPERATION, VOIDS ANY WARRANTY AND RELEASES MANUFACTURER OF ALL LIABILITY. THIS DOCUMENT CONTAINS CONFIDENTIAL AND PROPRIETARY INFORMATION THAT CANNOT BE REPRODUCED OR DIVULGED, IN WHOLE OR IN PART, WITHOUT WRITTEN AUTHORIZATION FROM THE MANUFACTURER.						DRAWN BY LTL	SCALE 1 / 2	MATERIAL SEE PARTS LIST	REFERENCE TOL. ALL DIMENSIONS REFERENCE UNLESS OTHERWISE SPECIFIED
THIRD ANGLE PROJECTION						SHEET SIZE C		DATE 9/8/2003	620-NEMA SHEET 2 OF 2

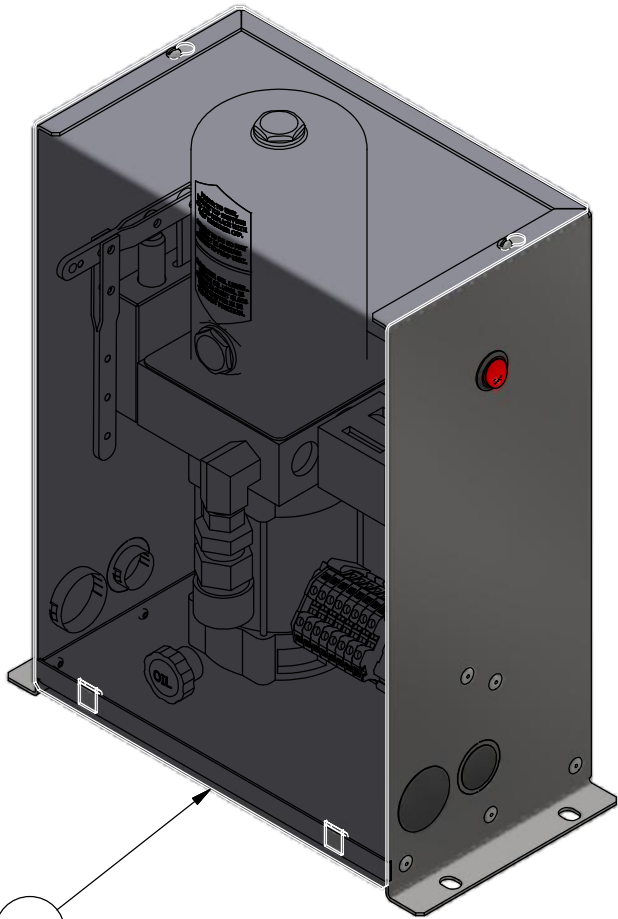
ITEM	QTY	PART NUMBER	DESCRIPTION
1	1	622-003	STATIONARY SHOE ASSEMBLY
2	2	620-007	SHAFT SUPPORT BLOCK
3	4	620-008	SPACER (11 GA.) - LINING WEAR
4	2	620-008-1	SPACER (16 GA.) - LINING WEAR
5	2	620-008-2	SPACER (22 GA.) - LINING WEAR
6	1	622-015	TUBING ASSEMBLY
7	2	622-018	SHAFT - ROTATING & NON-ROTATING
8	1	600-020	CONNECTING ARM ASSEMBLY
9	1	600-020-N	ARM ASSEMBLY - NEMA CONNECTING
10	2	622-022	LINING ASSEMBLY
11	2	600-025	LOWER SPRING GUIDE ASSEMBLY
12	2	600-027	UPPER SPRING SUPPORT
13	2	600-029	GUIDE - UPPER SPRING SUPPORT
14	2	621-030	SPRING
15	2	622-031	SHAFT
16	2	601-032	TUBING - SPACER
17	1	622-033	TUBING - SPACER
18	1	600-035	CYLINDER ASSEMBLY
19	1	620-037	HYDRAULIC HOSE - STANDARD 27" LENGTH
		620-037- "L"	HYDRAULIC HOSE - "L" = LENGTH IN FEET (30' MAX)
20	1	620-037	HOSE - VARIOUS LENGTHS
21	1	620-038	QUICK CONNECT FITTING
22	1	622-040	COVER - 622 ROPE GRIPPER
23	1	600-041 L	ANGLE, LEFT HAND - MOUNTING
24	1	600-041 R	ANGLE, RIGHT HAND - MOUNTING
25	1	622-072	MOVABLE SHOE ASSEMBLY
26	1	601-078	LATCH
27	1	620-081-N- "L"	LIQUIDTITE FLEX CONDUIT (LFC), "L" = HOSE "L"
28	1	610-087	PARKER #149F-6-4 MALE ELBOW
29	1	610-091	3-8 x 3-8 NPT STREET 90 DEG. ELBOW
30	2	600-095	WASHER - DOUBLE BOLT
31	1	620-100	PUMPING UNIT
32	1	622-104	SWITCH BRACKET #1, 622 NEMA-4
33	1	620-105	NEMA 4 SWITCH BRACKET #2
34	1	620-106-RH	NEMA COMPLIANT JUNCTION BOX (A-443DSC) Right Hand
		620-106-LH	NEMA COMPLIANT JUNCTION BOX (A-443DSC) Left Hand
35	1	620-107	SPACER - SOLENOID MOUNTING BRACKET
36	4	620-108	NYLON UNTHREADED SPACER
37	1	620-109	TERMINAL BLOCK ASSEMBLY
38	1	620-110	#2521 - STR. CORD CONNECTOR
39	3	620-111	#2522 - STR. CORD CONNECTOR
40	1	620-112	#5332 - STR. METAL CONDUIT CONNECTOR
41	1	622-207	HOSE GROMMET
42	1	620-606-N- "CL"	PUMP UNIT CABLE (RED), LENGTH "CL" = LFC "L" + 4 FT
43	1	620-607 N7-9	SOLENOID LOCKING UNIT - ELECTRICOCOATED
44	2	620-609-3	16-14 MALE DISCONNECT TERMINAL
45	4	620-609-4	16-14 SHIELDED FEMALE DISCONNECT TERMINAL
46	5	620-630	#5262 - SEALING RING
47	4	620-631	#LN 101SC - LOCKNUT
48	1	620-632	#650-DC2 - 3/8" BOX CONNECTOR
49	1	620-633	N7-9 R. G. COIL STRANDED HOOK-UP WIRE - 620, 621 & 622
50	1	620-634	N7-9 SHRINK TUBING - ALL GRIPPERS
51	4	90-033	E-CLIP, #X5133-74
52	1	GBPC3512A	RECTIFIER
53	3	BZE6-RN-F3	NEMA COMPLIANT MICROSWITCH
54	6	1/2 - 13 UNC x 1.25"	HEX HEAD BOLT
55	6	1/2 LOCK WASHER	STANDARD LOCK WASHER
56	4	5/16 - 18 UNC x 2.0	SOCKET HEAD CAP SCREW
57	4	5/16" WASHER	STANDARD WASHER
58	2	1/4 - 20 UNC x 1.5	HALF DOG SET SCREW
59	2	1/4-20 UNC x 0.5	WHIZ BOLT
60	2	#10-32 UNF x 0.75	SOCKET HEAD CAP SCREW
61	1	10 - 32 UNF x 0.25	GROUNDING SCREW
62	1	10-32 UNF x 0.25	SET SCREW
63	2	10-24 UNC x 1	FLAT SOCKET HEAD MACHINE SCREW
64	4	#10-24 UNC x 0.5	SOCKET HEAD CAP SCREW
65	12	#10-24 UNC x 0.5	WHIZ BOLT
66	2	#10-24 NUT	HEX NUT
67	8	#10 LOCK WASHER	STANDARD LOCK WASHER
68	1	#8 - 32 UNC x 5/8"	ROUND HEAD MACHINE SCREW
69	2	#8 - 32 UNC x 1/4"	ROUND HEAD MACHINE SCREW
70	2	#6 - 32 UNC x 2-1/2"	ROUND HEAD MACHINE SCREW
71	1	P-133	ROPE GRIPPER WARNING LABEL - MEDIUM
72	1	P-134	ROPE GRIPPER WARNING LABEL - LARGE
73	1	P-137	GRIPPER LUBE INST. STICKER
74	1	P-141	IMPORTANT LABEL - APPLIED TO TUBING
75	1	P-144-2	AIR BLEED LABEL
76	1	P-186	ROPE GRIPPER WEAR-IN LINE STICKER
77	1	P-192	IMPORTANT NOTICE - LANG LAY ROPES, ROPE GRIPPER
78	1	P-219	621 ROPE GRIPPER LABEL

B
 B

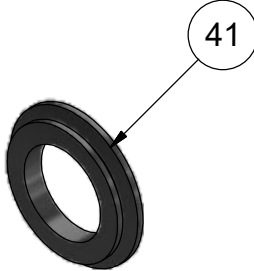


NOTE:


- RIGHT HAND (RH) GRIPPER SHOWN, LEFT HAND SIMILAR
- LEFT HAND BOX 620-106-LH USED FOR LEFT HAND GRIPPER. (SEE ITEM 34)
- QTY LISTED FOR ITEMS 4, 5 & 6 ARE STANDARD. ACTUAL QTY MAY VARY WITH ROPE DIAMETER.
- NEMA SPECIFIC PARTS LISTING SEE PAGE 2 OF 2




PUMPING UNIT  
SCALE 1 / 4

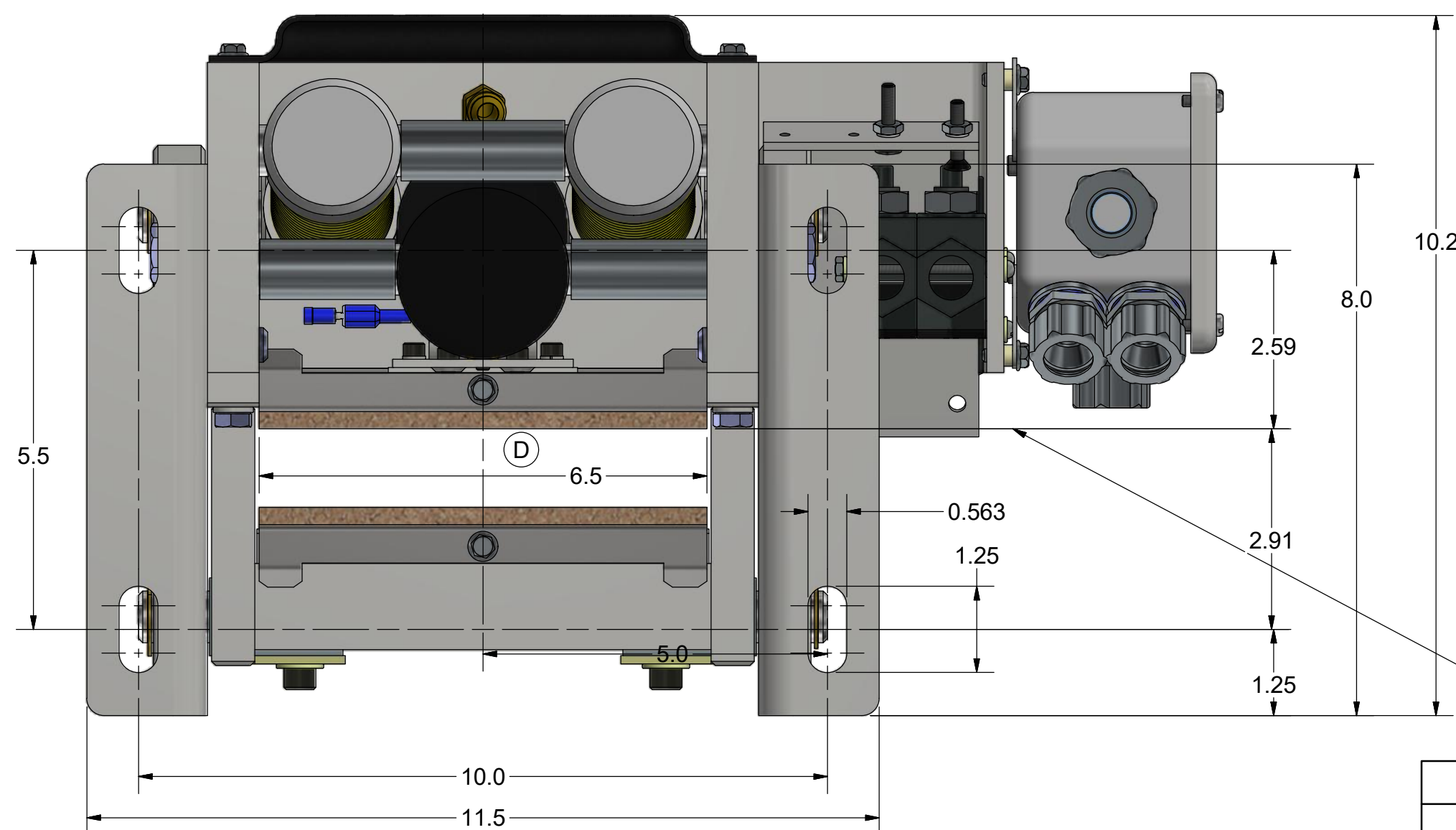
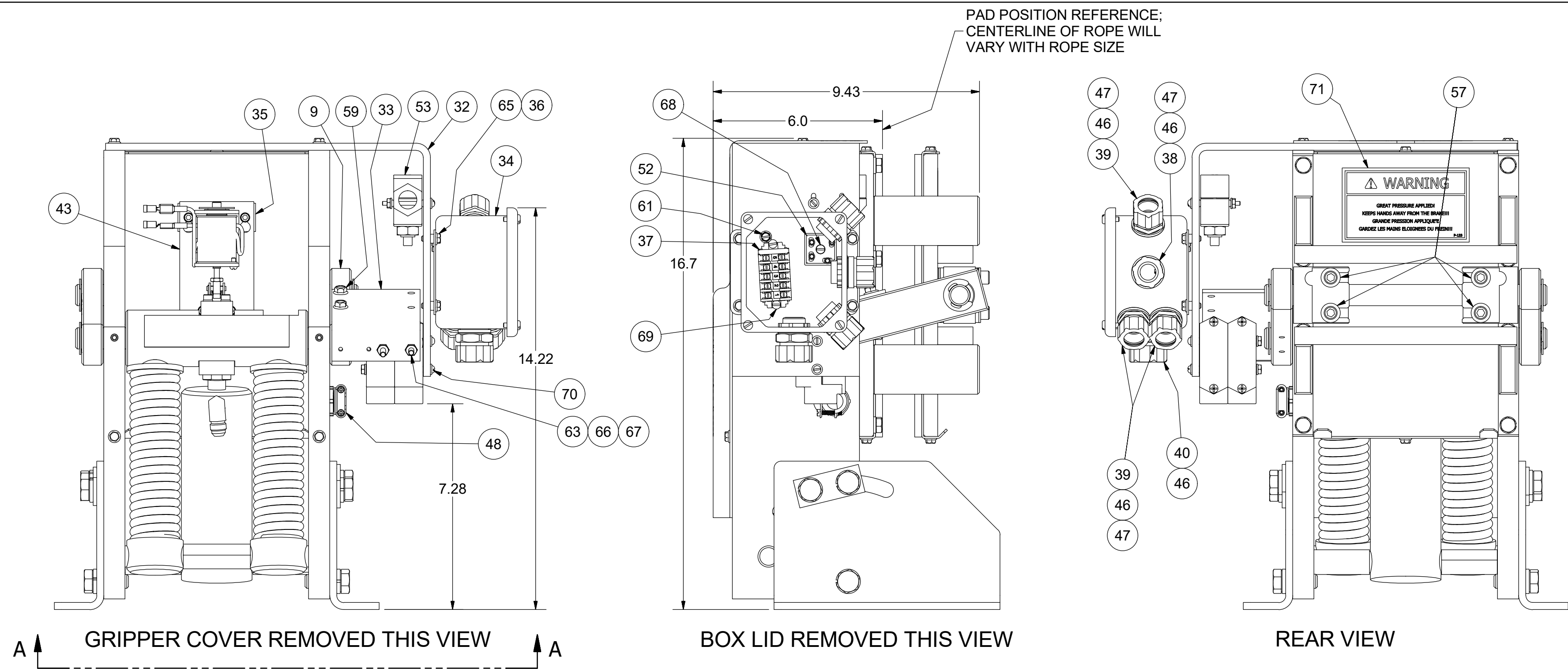


75



PUMPING UNIT WEIGHT: 29.2 LBS  
ROPE GRIPPER WEIGHT: 103.6 lbmass

			B	CORRECT TERMINAL QTY FROM 1 EA., TITLE TO NEMA 4, P/N NEMA WAS NEMA 7/9 PUR #1200	LTL 9/20/19	HOLLISTER-WHITNEY ELEVATOR CO. LLC			
						TITLE (B) BASIC PARTS LIST, GRIPPER ASSEMBLY - NEMA 4			
			A	PRODUCTION RELEASE, PUR #1087	LTL 7/31/19				
<p>THIS DRAWING IS SUPPLIED AS A REPRESENTATION OF THE EQUIPMENT HOLLISTER-WHITNEY ELEVATOR CO. LLC ("MANUFACTURER") HAS AGREED TO SUPPLY. SLIGHT ADJUSTMENTS MAY OCCUR DURING MANUFACTURING AND INSTALLATION. ANY MODIFICATIONS NOT APPROVED IN WRITING BY MANUFACTURER MAY AFFECT OPERATION, VOIDS ANY WARRANTY AND RELEASES MANUFACTURER OF ALL LIABILITY.</p> <p>THIS DOCUMENT CONTAINS CONFIDENTIAL AND PROPRIETARY INFORMATION THAT CANNOT BE REPRODUCED OR DIVULGED, IN WHOLE OR IN PART, WITHOUT WRITTEN AUTHORIZATION FROM THE MANUFACTURER.</p>				THIRD ANGLE PROJECTION		DRAWN BY LTL	SCALE 1 / 2	MATERIAL SEE PARTS LIST	REFERENCE TOL. ALL DIMENSIONS REFERENCE UNLESS OTHERWISE SPECIFIED
						SHEET SIZE C		DATE 7/31/2019	



VIEW A-A  
BOTTOM VIEW  
SCALE 1 / 2

SEE PREVIOUS PAGE  
FOR REVISIONS

PARTS CALL-OUT SPECIFIC TO NEMA  
GRIPPER. FOR "GENERIC" PARTS  
CALLOUT SEE 621 ASSEMBLY PARTS  
LIST.

ALL WIRING REMOVED FOR CLARITY

REFERENCE DIMENSIONS SHOWN TO  
AID IN SETUP AND INSTALL

ROPE GRIPPER WEIGHT: 103.6 lbmass

						HOLLISTER-WHITNEY ELEVATOR CO. LLC			
						TITLE			
						BASIC PARTS LIST, GRIPPER ASSEMBLY - NEMA 4			
THIS DRAWING IS SUPPLIED AS A REPRESENTATION OF THE EQUIPMENT HOLLISTER-WHITNEY ELEVATOR CO. LLC ("MANUFACTURER") HAS AGREED TO SUPPLY. SLIGHT ADJUSTMENTS MAY OCCUR DURING MANUFACTURING AND INSTALLATION. ANY MODIFICATIONS NOT APPROVED IN WRITING BY MANUFACTURER MAY AFFECT OPERATION, VOIDS ANY WARRANTY AND RELEASES MANUFACTURER OF ALL LIABILITY. THIS DOCUMENT CONTAINS CONFIDENTIAL AND PROPRIETARY INFORMATION THAT CANNOT BE REPRODUCED OR DIVULGED, IN WHOLE OR IN PART, WITHOUT WRITTEN AUTHORIZATION FROM THE MANUFACTURER.						DRAWN BY	SCALE	MATERIAL	REFERENCE TOL.
						LTL	1 / 3	SEE PARTS LIST	ALL DIMENSIONS REFERENCE UNLESS OTHERWISE SPECIFIED
THIRD ANGLE PROJECTION 						SHEET SIZE	DATE	621-NEMA	
						C	7/31/2019	SHEET 2 OF 2	

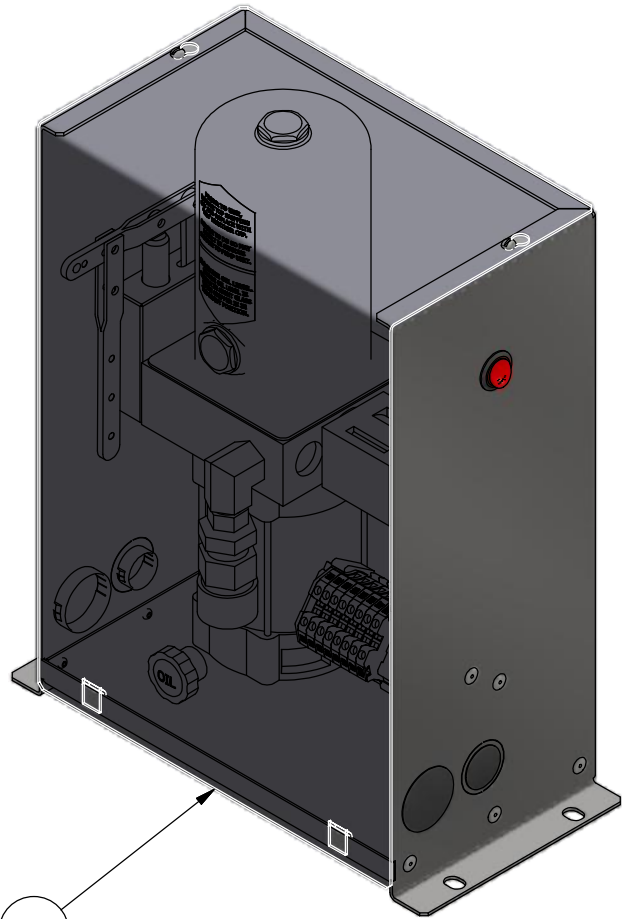
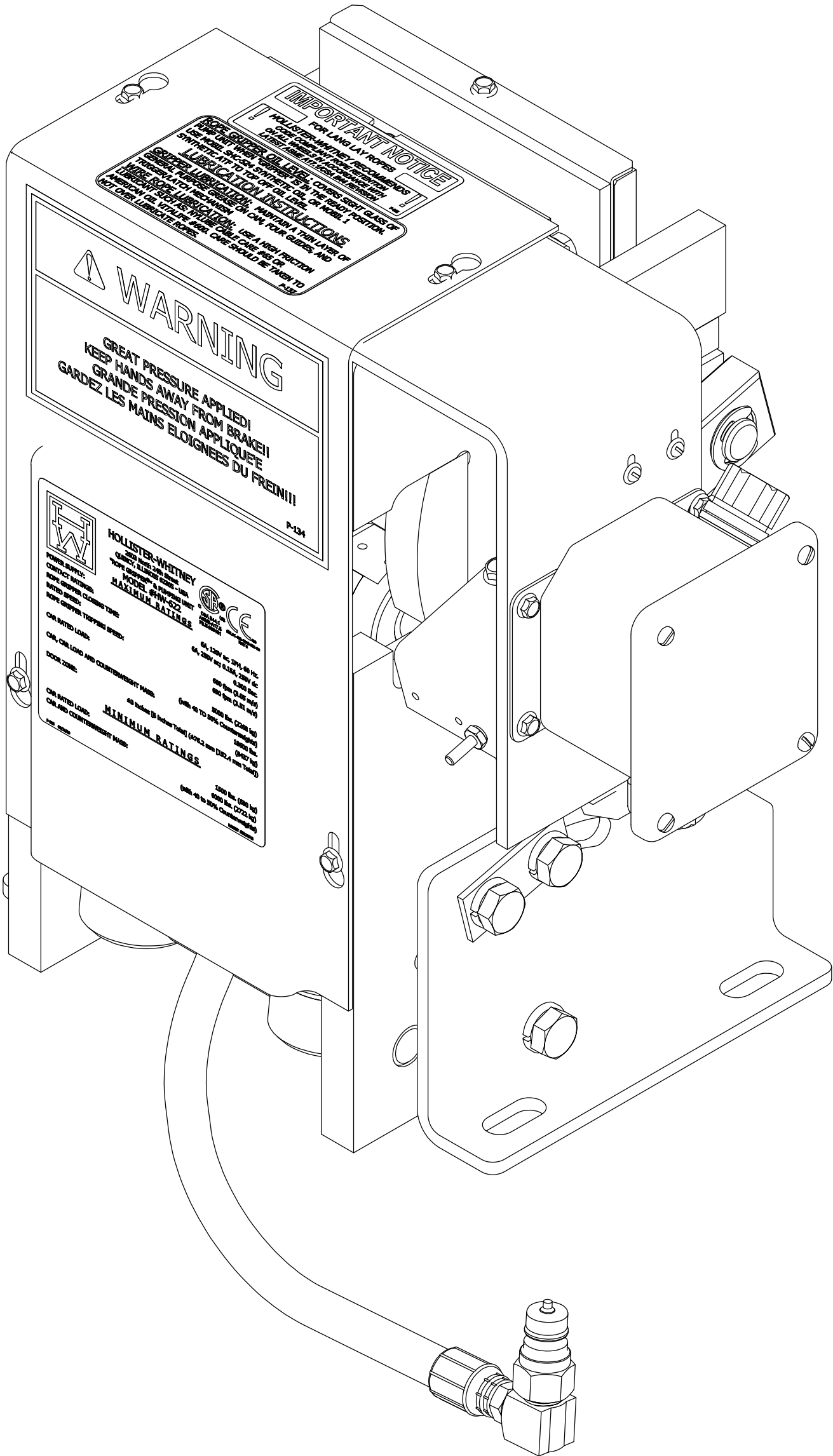
ITEM	QTY	PART NUMBER	DESCRIPTION
1	1	622-003	STATIONARY SHOE ASSEMBLY
2	2	620-007	SHAFT SUPPORT BLOCK
3	4	620-008	SPACER (11 GA.) - LINING WEAR
4	2	620-008-1	SPACER (16 GA.) - LINING WEAR
5	2	620-008-2	SPACER (22 GA.) - LINING WEAR
6	1	622-015	TUBING ASSEMBLY
7	2	622-018	SHAFT - ROTATING & NON-ROTATING
8	1	600-020	CONNECTING ARM ASSEMBLY
9	1	600-020-N	ARM ASSEMBLY - NEMA CONNECTING
10	2	622-022	LINING ASSEMBLY
11	2	600-025	LOWER SPRING GUIDE ASSEMBLY
12	2	600-027	UPPER SPRING SUPPORT
13	2	600-029	GUIDE - UPPER SPRING SUPPORT
14	2	600-030	SPRING
15	2	622-031	SHAFT
16	2	601-032	TUBING - SPACER
17	1	622-033	TUBING - SPACER
18	1	600-035	CYLINDER ASSEMBLY
19	1	620-037	HYDRAULIC HOSE - STANDARD 27" LENGTH
		620-037- "L"	HYDRAULIC HOSE - "L" = LENGTH IN FEET (30' MAX)
20	1	620-037	HOSE - VARIOUS LENGTHS
21	1	620-038	QUICK CONNECT FITTING
22	1	622-040	COVER - 622 ROPE GRIPPER
23	1	600-041 L	ANGLE, LEFT HAND - MOUNTING
24	1	600-041 R	ANGLE, RIGHT HAND - MOUNTING
25	1	622-072	MOVABLE SHOE ASSEMBLY
26	1	601-078	LATCH
27	1	620-081-N- "L"	LIQUIDTITE FLEX CONDUIT (LFC), "L" = HOSE "L"
28	1	610-087	PARKER #149F-6-4 MALE ELBOW
29	1	610-091	3-8 x 3-8 NPT STREET 90 DEG. ELBOW
30	2	600-095	WASHER - DOUBLE BOLT
31	1	620-100	PUMPING UNIT
32	1	622-104	SWITCH BRACKET #1, 622 NEMA-4
33	1	620-105	NEMA 4 SWITCH BRACKET #2
34	1	620-106-RH	NEMA COMPLIANT JUNCTION BOX (A-443DSC) Right Hand
		620-106-LH	NEMA COMPLIANT JUNCTION BOX (A-443DSC) Left Hand
35	1	620-107	SPACER - SOLENOID MOUNTING BRACKET
36	4	620-108	NYLON UNTHREADED SPACER
37	1	620-109	TERMINAL BLOCK ASSEMBLY
38	1	620-110	#2521 - STR. CORD CONNECTOR
39	3	620-111	#2522 - STR. CORD CONNECTOR
40	1	620-112	#5332 - STR. METAL CONDUIT CONNECTOR
41	1	622-207	HOSE GROMMET
42	1	620-606-N- "CL"	PUMP UNIT CABLE (RED), LENGTH "CL" = LFC "L" + 4 FT
43	1	620-607 N7-9	SOLENOID LOCKING UNIT - ELECTRICOATED
44	2	620-609-3	16-14 MALE DISCONNECT TERMINAL
45	4	620-609-4	16-14 SHIELDED FEMALE DISCONNECT TERMINAL
46	5	620-630	#5262 - SEALING RING
47	4	620-631	#LN 101SC - LOCKNUT
48	1	620-632	#650-DC2 - 3/8" BOX CONNECTOR
49	1	620-633	N7-9 R. G. COIL STRANDED HOOK-UP WIRE - 620, 621 & 622
50	1	620-634	N7-9 SHRINK TUBING - ALL GRIPPERS
51	4	90-033	E-CLIP, #X5133-74
52	1	GBPC3512A	RECTIFIER
53	3	BZE6-RN-F3	NEMA COMPLIANT MICROSWITCH
54	6	1/2 - 13 UNC x 1.25"	HEX HEAD BOLT
55	6	1/2 LOCK WASHER	STANDARD LOCK WASHER
56	4	5/16 - 18 UNC x 2.0	SOCKET HEAD CAP SCREW
57	4	5/16" WASHER	STANDARD WASHER
58	2	1/4 - 20 UNC x 1.5	HALF DOG SET SCREW
59	2	1/4-20 UNC x 0.5	WHIZ BOLT
60	2	#10-32 UNF x 0.75	SOCKET HEAD CAP SCREW
61	1	10 - 32 UNF x 0.25	GROUNDING SCREW
62	1	10-32 UNF x 0.25	SET SCREW
63	2	10-24 UNC x 1	FLAT SOCKET HEAD MACHINE SCREW
64	4	#10-24 UNC x 0.5	SOCKET HEAD CAP SCREW
65	12	#10-24 UNC x 0.5	WHIZ BOLT
66	2	#10-24 NUT	HEX NUT
67	8	#10 LOCK WASHER	STANDARD LOCK WASHER
68	1	#8 - 32 UNC x 5/8"	ROUND HEAD MACHINE SCREW
69	2	#8 - 32 UNC x 1/4"	ROUND HEAD MACHINE SCREW
70	2	#6 - 32 UNC x 2-1/2"	ROUND HEAD MACHINE SCREW
71	1	P-133	ROPE GRIPPER WARNING LABEL - MEDIUM
72	1	P-134	ROPE GRIPPER WARNING LABEL - LARGE
73	1	P-135	622 ROPE GRIPPER LABEL
74	1	P-137	GRIPPER LUBE INST. STICKER
75	1	P-141	IMPORTANT LABEL - APPLIED TO TUBING
76	1	P-144-2	AIR BLEED LABEL
77	1	P-186	ROPE GRIPPER WEAR-IN LINE STICKER
78	1	P-192	IMPORTANT NOTICE - LANG LAY ROPES, ROPE GRIPPER

D


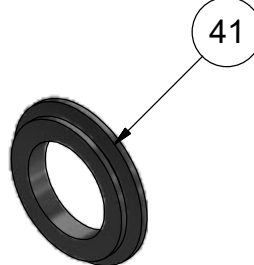
E

E

D




PUMPING UNIT  
SCALE 1 / 4

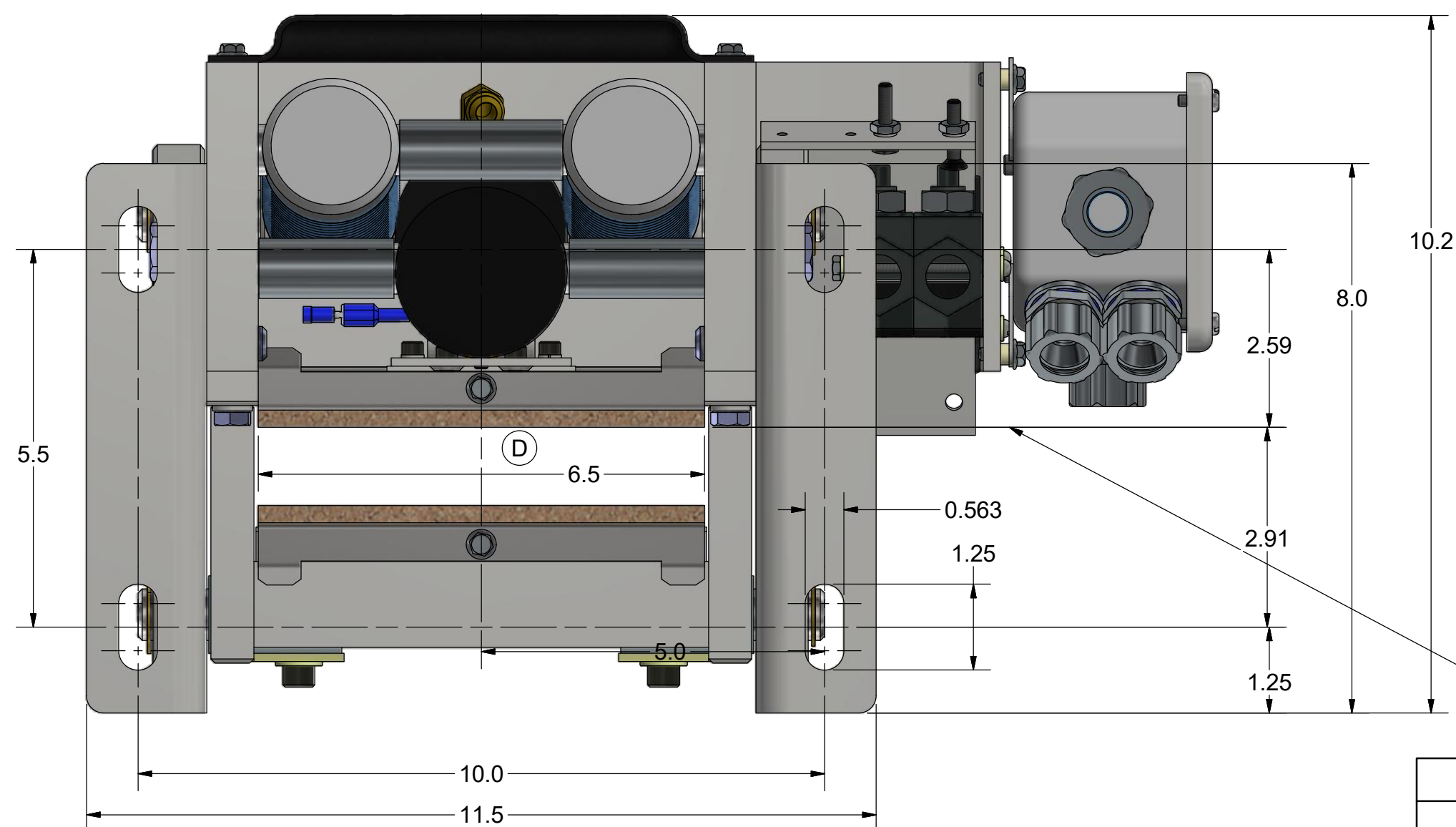
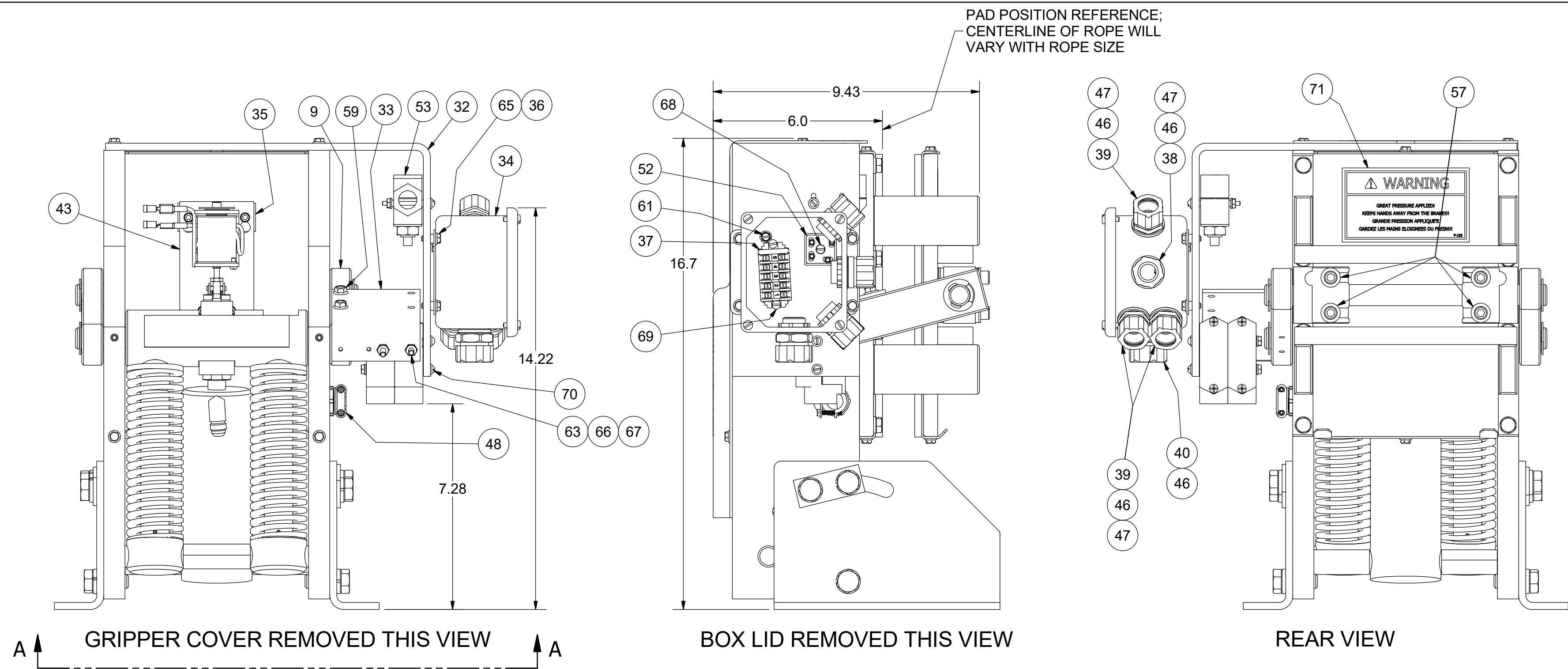


NOTE:

- RIGHT HAND (RH) GRIPPER SHOWN, LEFT HAND SIMILAR
- LEFT HAND BOX 620-106-LH USED FOR LEFT HAND GRIPPER. (SEE ITEM 34)
- QTY LISTED FOR ITEMS 4, 5 & 6 ARE STANDARD. ACTUAL QTY MAY VARY WITH ROPE DIAMETER.
- NEMA SPECIFIC PARTS LISTING SEE PAGE 2 OF 2

PUMPING UNIT WEIGHT: 29.2 LBS  
ROPE GRIPPER WEIGHT: 100.6 lbmass

			D	622-022 WAS 600-022, 6.5 WAS 6", 5/16" WASHERS	LTL 7/29/19	HOLLISTER-WHITNEY ELEVATOR CO. LLC				
E	CORRECT TERMINAL QTY FROM 1 EA., TITLE TO	LTL 9/20/19		WAS LOCK, UPDATE NEMA PARTS & PART		TITLE (E) BASIC PARTS LIST, GRIPPER ASSEMBLY - NEMA 4				
	NEMA 4, P/N NEMA WAS NEMA 7/9 PUR #1200			NUMBERS, PUR #1087						
<p>THIS DRAWING IS SUPPLIED AS A REPRESENTATION OF THE EQUIPMENT HOLLISTER-WHITNEY ELEVATOR CO. LLC ("MANUFACTURER") HAS AGREED TO SUPPLY. SLIGHT ADJUSTMENTS MAY OCCUR DURING MANUFACTURING AND INSTALLATION. ANY MODIFICATIONS NOT APPROVED IN WRITING BY MANUFACTURER MAY AFFECT OPERATION, VOIDS ANY WARRANTY AND RELEASES MANUFACTURER OF ALL LIABILITY.</p> <p>THIS DOCUMENT CONTAINS CONFIDENTIAL AND PROPRIETARY INFORMATION THAT CANNOT BE REPRODUCED OR DIVULGED, IN WHOLE OR IN PART, WITHOUT WRITTEN AUTHORIZATION FROM THE MANUFACTURER.</p>				THIRD ANGLE PROJECTION 		DRAWN BY LTL	SCALE 1 / 2	MATERIAL SEE PARTS LIST	REFERENCE TOL. ALL DIMENSIONS REFERENCE UNLESS OTHERWISE SPECIFIED	
						SHEET SIZE C		DATE 5/20/2004		(E)



PAD POSITION REFERENCE;  
CENTERLINE OF ROPE WILL  
VARY WITH ROPE SIZE

PARTS CALL-OUT SPECIFIC TO NEMA  
GRIPPER. FOR "GENERIC" PARTS  
CALLOUT SEE 622 ASSEMBLY PARTS  
LIST.

ALL WIRING REMOVED FOR CLARITY

REFERENCE DIMENSIONS SHOWN TO  
AID IN SETUP AND INSTALL

ROPE GRIPPER WEIGHT: 100.6 lbmass

**HOLLISTER-WHITNEY**  
ELEVATOR CO. LLC

BASIC PARTS LIST, GRIPPER ASSEMBLY - NEMA 4

THIS DRAWING IS SUPPLIED AS A REPRESENTATION OF THE EQUIPMENT HOLLISTER-WHITNEY ELEVATOR CO. LLC ("MANUFACTURER") HAS AGREED TO SUPPLY. SLIGHT ADJUSTMENTS MAY OCCUR DURING MANUFACTURING AND INSTALLATION. ANY MODIFICATIONS NOT APPROVED IN WRITING BY MANUFACTURER MAY AFFECT OPERATION, VOIDS ANY WARRANTY AND RELEASES MANUFACTURER OF ALL LIABILITY. THIS DOCUMENT CONTAINS CONFIDENTIAL AND PROPRIETARY INFORMATION THAT CANNOT BE REPRODUCED OR DIVULGED, IN WHOLE OR IN PART, WITHOUT WRITTEN AUTHORIZATION FROM THE MANUFACTURER.				THIRD ANGLE PROJECTION		DRAWN BY LTL	SCALE 1 / 3	MATERIAL SEE PARTS LIST	REFERENCE TOL. ALL DIMENSIONS REFERENCE UNLESS OTHERWISE SPECIFIED
						SHEET SIZE C	DATE 5/20/2004	622-NEMA SHEET 2 OF 2	

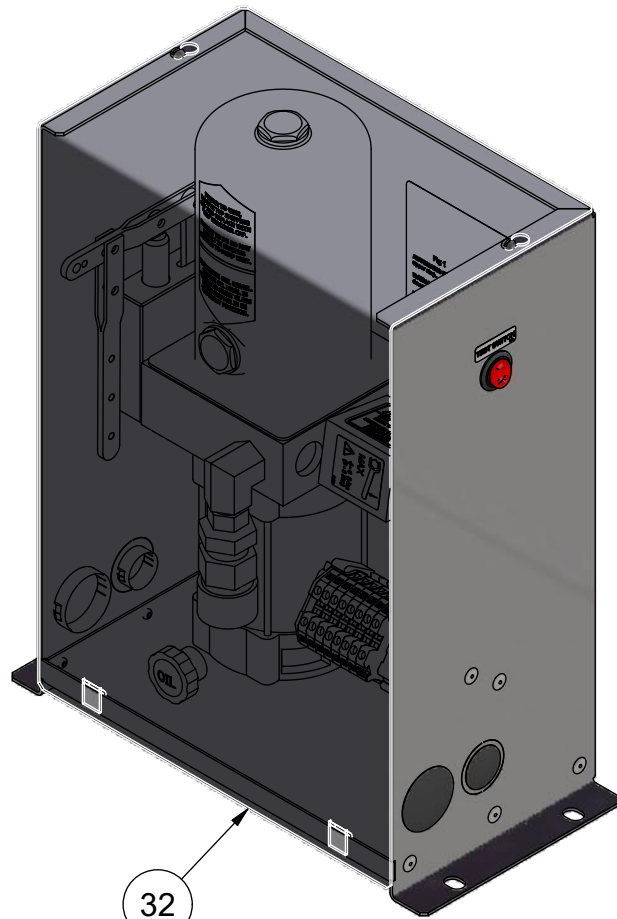
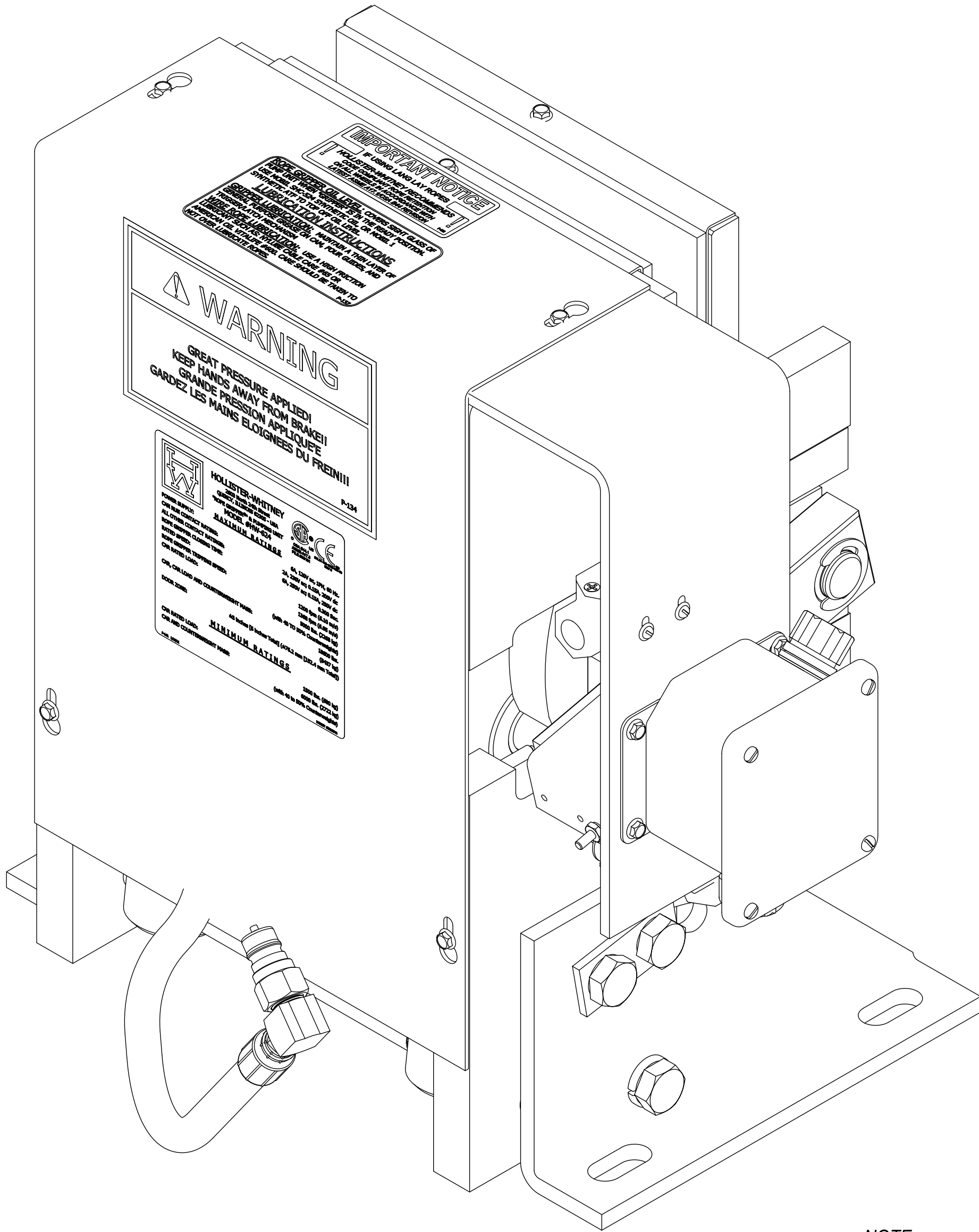
SEE PREVIOUS PAGE  
FOR REVISIONS

ITEM	QTY	PART NUMBER	DESCRIPTION
1	1	624-003	STATIONARY SHOE ASSEMBLY
2	2	624-007	SHAFT SUPPORT BLOCK
3	4	624-008	SPACER (11 GA.) - LINING WEAR
4	2	624-008-1	SPACER (16 GA.) - LINING WEAR
5	2	624-008-2	SPACER (22 GA.) - LINING WEAR
6	1	624-015	TUBING ASSEMBLY
7	2	626-018	SHAFT - ROTATING & NON-ROTATING
8	1	624-020	CONNECTING ARM ASSEMBLY
9	1	624-020-N	ARM ASSEMBLY, NEMA CONNECTING
10	2	610-022	LINING ASSEMBLY
11	2	600-025	LOWER SPRING GUIDE ASSEMBLY
12	2	600-027	UPPER SPRING SUPPORT
13	2	600-029	GUIDE - UPPER SPRING SUPPORT
14	2	600-030	SPRING
15	2	626-031	SHAFT
16	2	624-032	TUBING - SPACER
17	1	624-033	TUBING - SPACER
18	1	600-035	CYLINDER ASSEMBLY
19	1	622-036	HYDRAULIC CYLINDER PIVOT BRACKET ASSEMBLY
20	1	620-037	HYDRAULIC HOSE - STANDARD 27' LENGTH
		620-037- "L"	HYDRAULIC HOSE - "L" = LENGTH IN FEET (30' MAX)
21	1	620-038	QUICK CONNECT FITTING
22	1	626-040	COVER - 624 & 626 ROPE GRIPPER
23	1	610-041 L	ANGLE, L.H. - MOUNTING
24	1	610-041 R	ANGLE, R.H. - MOUNTING
25	1	624-072	MOVABLE SHOE ASSEMBLY
26	1	601-078	LATCH
27	1	620-081-N- "L"	LIQUIDTITE FLEX CONDUIT (LFC), "L" = HOSE "L"
28	4	610-085	E-CLIP (TRUARC) X5133-98
29	1	610-087	PARKER #149F-6-4 MALE ELBOW
30	1	610-091	3-8 x 3-8 NPT STREET 90 DEG. ELBOW
31	2	610-095	WASHER - DOUBLE BOLT
32	1	620-100	PUMPING UNIT
33	1	626-104	SWITCH BRACKET #1, 626 NEMA-4
34	1	620-105	NEMA 4 SWITCH BRACKET #2
35	1	620-106-RH	NEMA COMPLIANT JUNCTION BOX (A-443DSC), RIGHT HAND
		620-106-LH	NEMA COMPLIANT JUNCTION BOX (A-443DSC), LEFT HAND
36	1	620-107	SPACER - SOLENOID MOUNTING BRACKET
37	4	620-108	NYLON UNTHREADED SPACER
38	1	620-109	TERMINAL BLOCK ASSEMBLY
39	1	620-110	#2521 - STR. CORD CONNECTOR
40	3	620-111	#2522 - STR. CORD CONNECTOR
41	1	620-112	#5332 - STR. METAL CONDUIT CONNECTOR
42	1	622-207	HOSE GROMMET
43	1	620-606-N- "CL"	PUMP UNIT CABLE (RED), LENGTH "CL" = LFC "L" + 4 FT
44	1	620-607 N7-9	SOLENOID LOCKING UNIT - ELECTRICCOATED
45	2	620-609-3	16-14 MALE DISCONNECT TERMINAL
46	4	620-609-4	16-14 SHIELDED FEMALE DISCONNECT TERMINAL
47	5	620-630	#5262 - SEALING RING
48	4	620-631	#LN 101SC - LOCKNUT
49	1	620-632	#650-DC2 - 3/8" BOX CONNECTOR
50	1	624-633	N7-9 R. G. COIL STRANDED HOOK-UP WIRE - 624, 626
51	1	620-634	N7-9 SHRINK TUBING - ALL GRIPPERS
52	1	GBPC3512A	RECTIFIER
53	3	BZE6-RN-F3	NEMA COMPLIANT MICROSWITCH
54	6	5/8" - 11 UNC x 1 1/2"	HEX CAP SCREW
55	2	5/8 WASHER	STANDARD LOCK
56	4	5/16 - 18 UNC x 2.25	SOCKET HEAD CAP SCREW
57	4	5/16" WASHER	STANDARD WASHER
58	2	1/4 - 20 UNC x 1.5	HALF DOG SET SCREW
59	2	1/4-20 UNC x 0.5	WHIZ BOLT
60	2	#10-32 UNF x 0.75	SOCKET HEAD CAP SCREW
61	1	10 - 32 UNF x 0.25	GROUNDING SCREW
62	1	10-32 UNF x 0.25	SET SCREW
63	2	10-24 UNC x 1	FLAT SOCKET HEAD MACHINE SCREW
64	4	#10-24 UNC x 0.5	SOCKET HEAD CAP SCREW
65	12	#10-24 UNC x 0.5	WHIZ BOLT
66	2	#10-24 NUT	HEX NUT
67	8	#10 LOCK WASHER	STANDARD LOCK WASHER
68	1	#8 - 32 UNC x 5/8"	ROUND HEAD MACHINE SCREW
69	2	#8 - 32 UNC x 1/4"	ROUND HEAD MACHINE SCREW
70	2	#6 - 32 UNC x 2-1/2"	ROUND HEAD MACHINE SCREW
71	2	P-134	ROPE GRIPPER WARNING LABEL - LARGE
72	1	P-137	GRIPPER LUBE INST. STICKER
73	1	P-141	IMPORTANT LABEL - APPLIED TO TUBING
74	1	P-142	624 ROPE GRIPPER LABEL
75	1	P-144-2	AIR BLEED LABEL
76	1	P-186	ROPE GRIPPER WEAR-IN LINE STICKER
77	1	P-192	IMPORTANT NOTICE - LANG LAY ROPES, ROPE GRIPPER

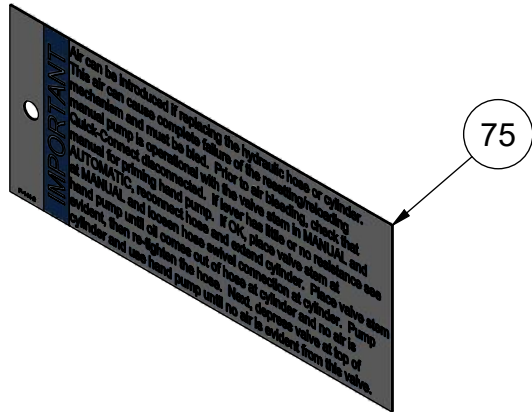

F F

E E

D



PUMPING UNIT  
SCALE 1 / 4

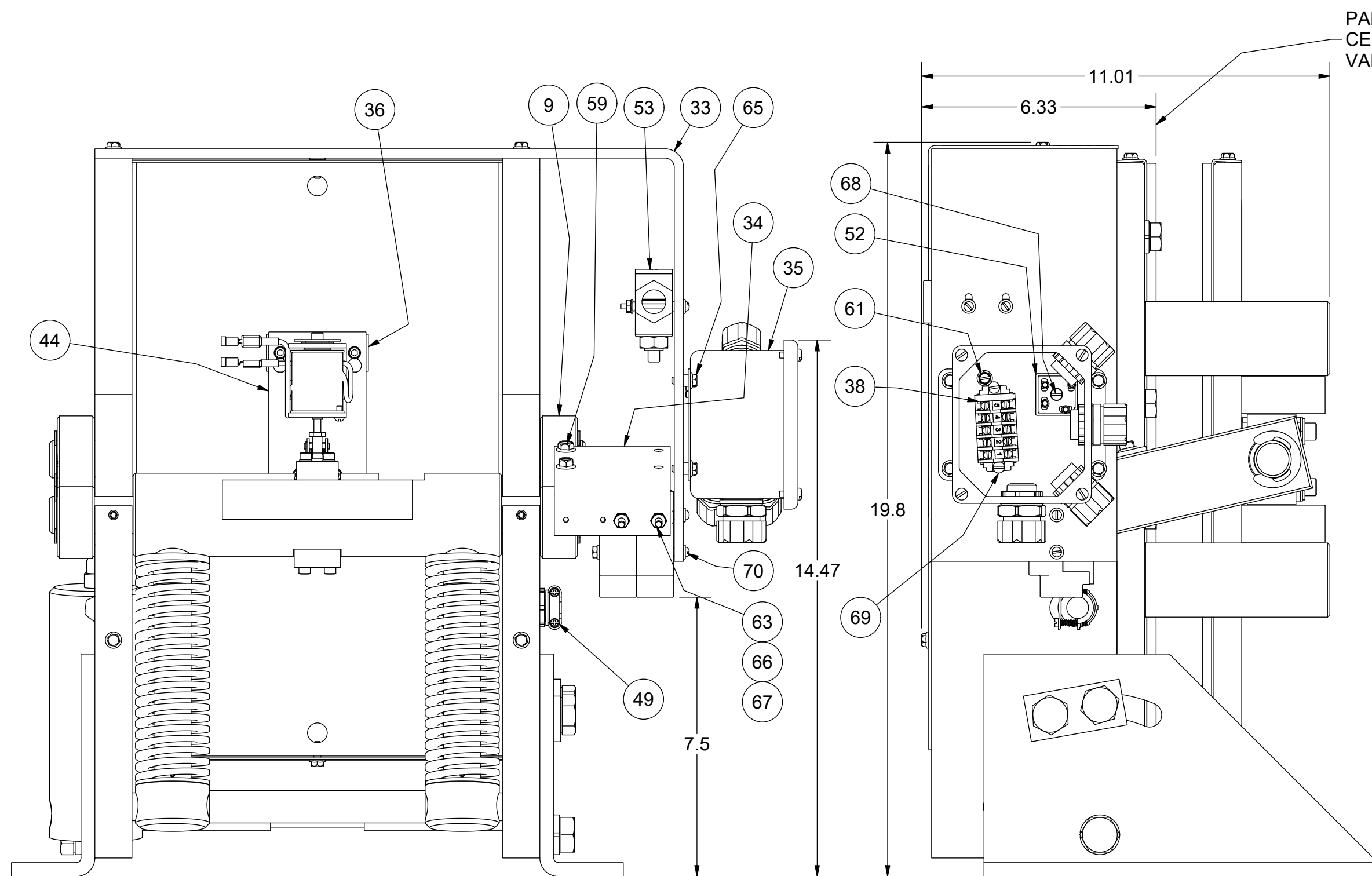


NOTE:

1. RIGHT HAND (RH) GRIPPER SHOWN, LEFT HAND SIMILAR
2. LEFT HAND BOX 620-106-LH USED FOR LEFT HAND GRIPPER. (SEE ITEM 35)
3. QTY LISTED FOR ITEMS 4, 5 & 6 ARE STANDARD. ACTUAL QTY MAY VARY WITH ROPE DIAMETER.
4. NEMA SPECIFIC PARTS LISTING SEE PAGE 2 OF 2

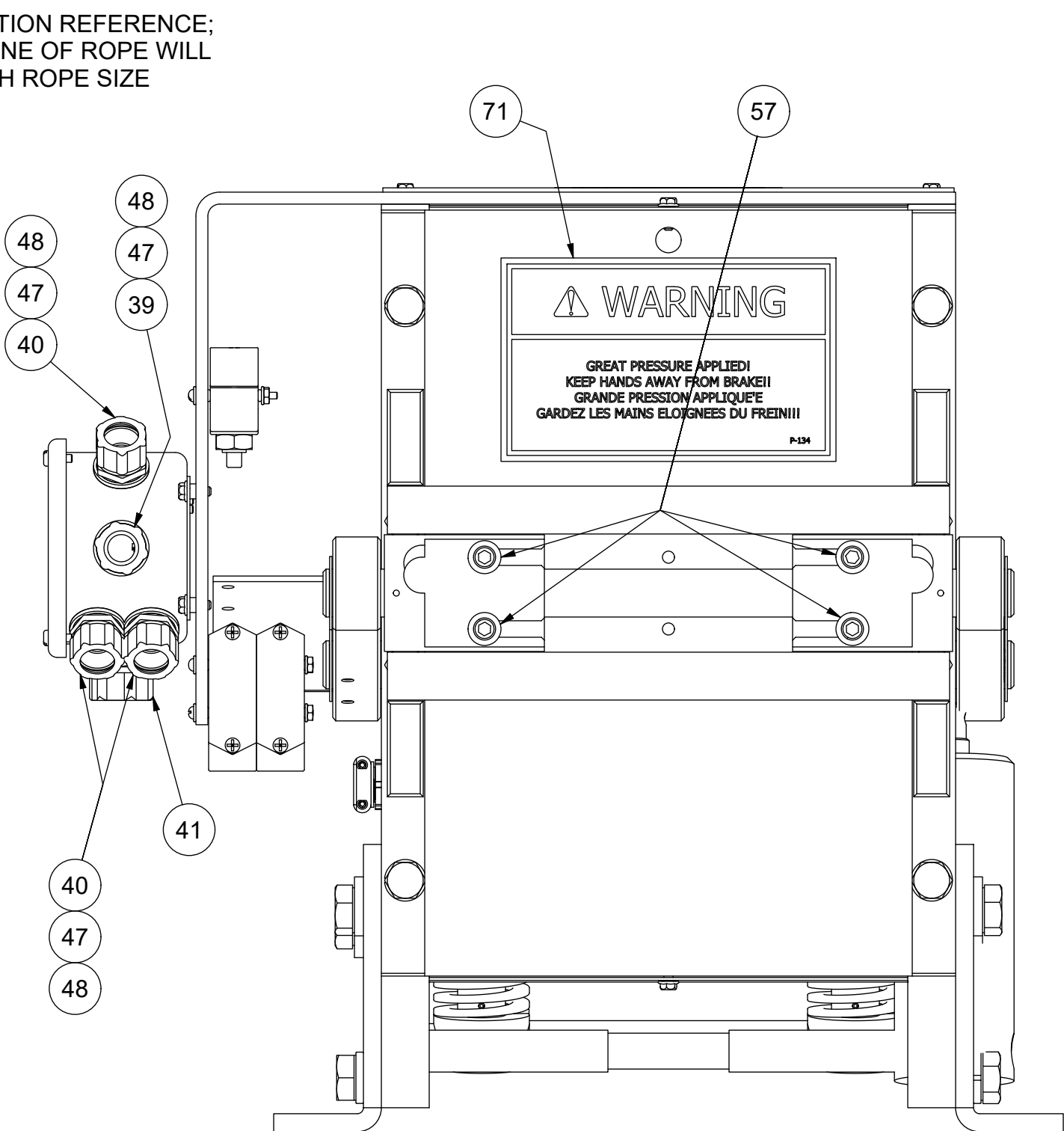
PUMPING UNIT WEIGHT: 29.2 LBS  
ROPE GRIPPER WEIGHT: 224.6 lbmass

F	624-020 & 624-020-N REPLACES 610-020 & 610-020-N, PUR 1588	LTL 12/1/21	E	NEMA 4, P/N NEMA WAS REPLACES 610-020 & 610-020-N, PUR 1588	LTL 9/20/19	HOLLISTER-WHITNEY ELEVATOR CO. LLC			
						TITLE E BASIC PARTS LIST, GRIPPER ASSEMBLY - NEMA 4			
E	CORRECT TERMINAL QTY FROM 1 EA., TITLE TO	LTL 9/20/19	D	5/16" WASHERS WAS LOCK, DOCUMENTATION OF NEMA PARTS & PART NUMBERS, PUR #1087	LTL 7/29/19	DRAWN BY LTL SCALE 1 / 2 MATERIAL SEE PARTS LIST REFERENCE TOL. ALL DIMENSIONS REFERENCE UNLESS OTHERWISE SPECIFIED			
THIS DRAWING IS SUPPLIED AS A REPRESENTATION OF THE EQUIPMENT. HOLLISTER-WHITNEY ELEVATOR CO. LLC ("MANUFACTURER") HAS AGREED TO SUPPLY. SLIGHT ADJUSTMENTS MAY OCCUR DURING MANUFACTURING AND INSTALLATION. ANY MODIFICATIONS NOT APPROVED IN WRITING BY MANUFACTURER MAY AFFECT OPERATION. VOIDS ANY WARRANTY AND RELEASES MANUFACTURER OF ALL LIABILITY. THIS DOCUMENT CONTAINS CONFIDENTIAL AND PROPRIETARY INFORMATION THAT CANNOT BE REPRODUCED OR DIVULGED, IN WHOLE OR IN PART, WITHOUT WRITTEN AUTHORIZATION FROM THE MANUFACTURER.				THIRD ANGLE PROJECTION		SHEET SIZE C		DATE 10/12/2006	
								E 624-NEMA SHEET 1 OF 2	

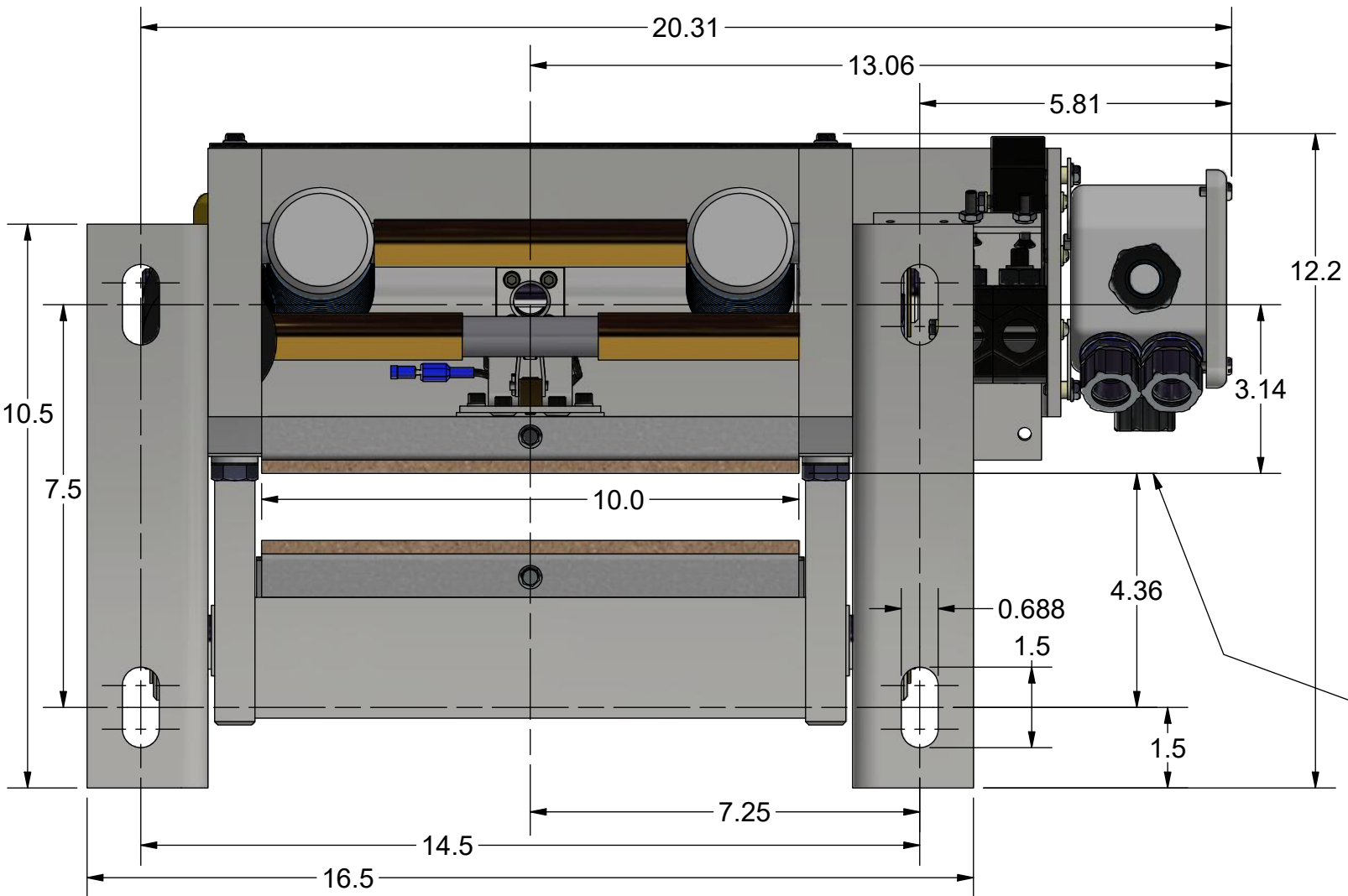


GRIPPER COVER REMOVED THIS VIEW

BOX LID REMOVED THIS VIEW



REAR VIEW



BOTTOM VIEW

PAD POSITION REFERENCE;  
CENTERLINE OF ROPE WILL  
VARY WITH ROPE SIZE

PARTS CALL-OUT SPECIFIC TO NEMA  
GRIPPER. FOR "GENERIC" PARTS  
CALLOUT SEE 624 ASSEMBLY PARTS  
LIST.

ALL WIRING REMOVED FOR CLARITY

REFERENCE DIMENSIONS SHOWN TO  
AID IN SETUP AND INSTALL

ROPE GRIPPER WEIGHT: 224.6 lbmass

HOLLISTER-WHITNEY  
ELEVATOR CO. LLC

BASIC PARTS LIST, GRIPPER ASSEMBLY - NEMA 4

THIS DRAWING IS SUPPLIED AS A REPRESENTATION OF THE EQUIPMENT HOLLISTER-WHITNEY ELEVATOR CO. LLC ("MANUFACTURER") HAS AGREED TO SUPPLY. SLIGHT ADJUSTMENTS MAY OCCUR DURING MANUFACTURING AND INSTALLATION. ANY MODIFICATIONS NOT APPROVED IN WRITING BY MANUFACTURER MAY AFFECT OPERATION, VOIDS ANY WARRANTY AND RELEASES MANUFACTURER OF ALL LIABILITY. THIS DOCUMENT CONTAINS CONFIDENTIAL AND PROPRIETARY INFORMATION THAT CANNOT BE REPRODUCED OR DIVULGED, IN WHOLE OR IN PART, WITHOUT WRITTEN AUTHORIZATION FROM THE MANUFACTURER.				THIRD ANGLE PROJECTION		DRAWN BY LTL	SCALE 1 / 3	MATERIAL SEE PARTS LIST	REFERENCE TOL. ALL DIMENSIONS REFERENCE UNLESS OTHERWISE SPECIFIED
						SHEET SIZE C	DATE 10/12/2006	624-NEMA SHEET 2 OF 2	

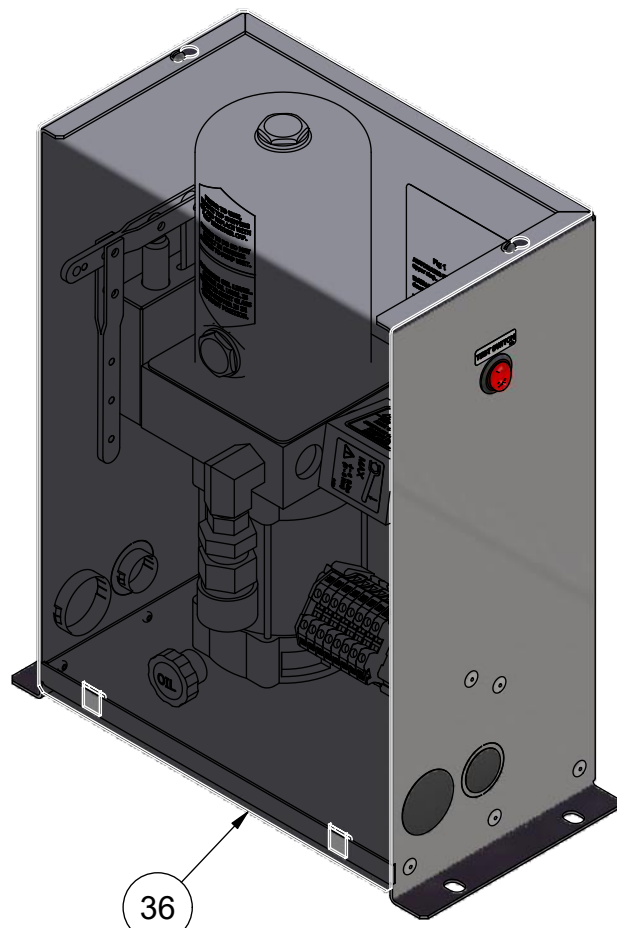
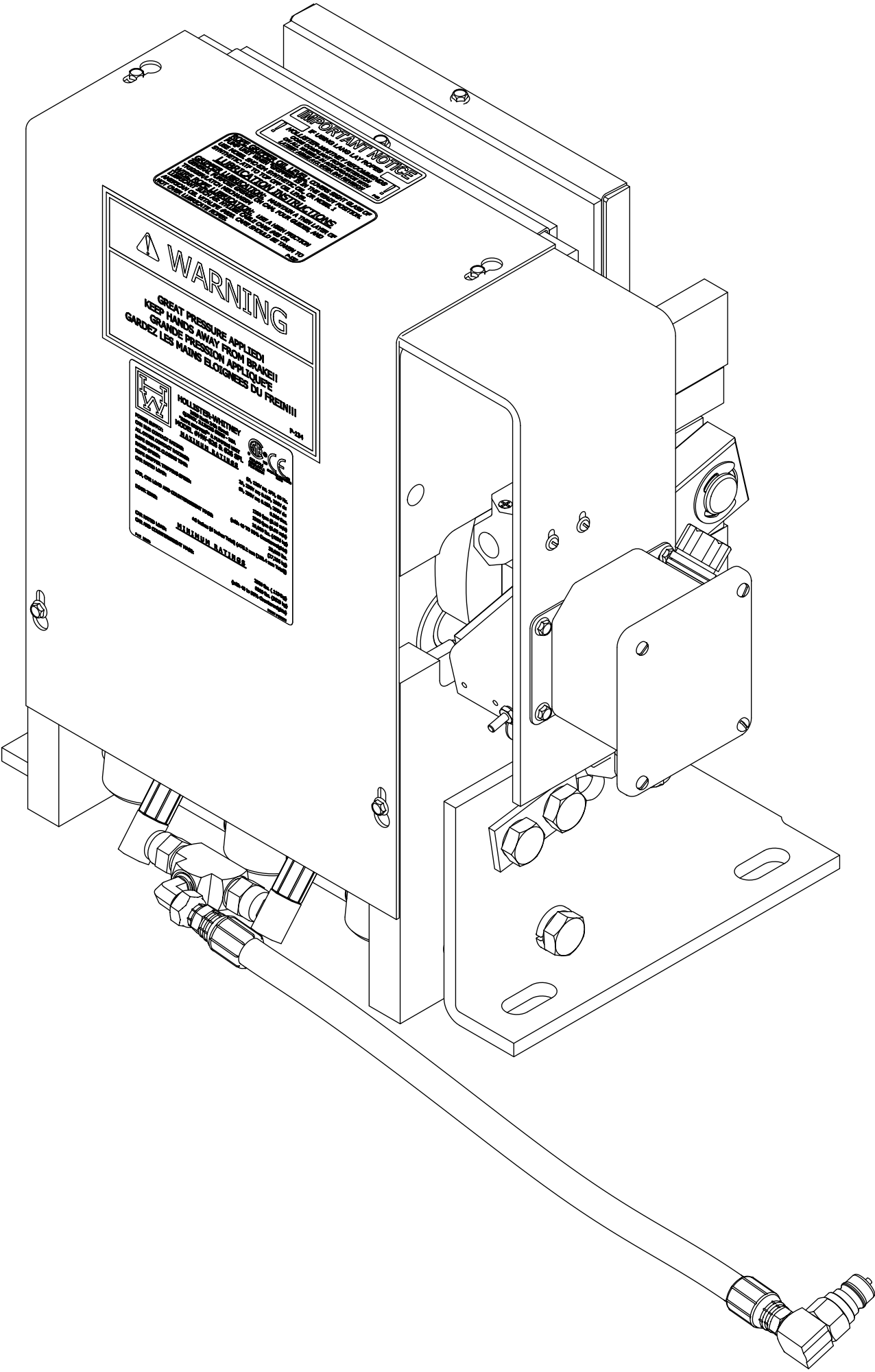
SEE PREVIOUS PAGE  
FOR REVISIONS

ITEM	QTY	PART NUMBER	DESCRIPTION
1	1	626-003	STATIONARY SHOE ASSEMBLY
2	2	624-007	SHAFT SUPPORT BLOCK
3	1	626-007	SHAFT SUPPORT BLOCK
4	6	624-008	SPACER (11 GA.) - LINING WEAR
5	3	624-008-1	SPACER (16 GA.) - LINING WEAR
6	3	624-008-2	SPACER (22 GA.) - LINING WEAR
7	1	626-015	TUBING ASSEMBLY
8	2	626-018	SHAFT - ROTATING & NON-ROTATING
9	1	624-020	CONNECTING ARM ASSEMBLY
10	1	624-020-N	ARM ASSEMBLY, NEMA CONNECTING
11	2	610-022	LINING ASSEMBLY
12	3	600-025	LOWER SPRING GUIDE ASSEMBLY
13	3	600-027	UPPER SPRING SUPPORT
14	3	600-029	GUIDE - UPPER SPRING SUPPORT
15	3	600-030	SPRING
16	2	626-031	SHAFT
17	3	626-032	TUBING - SPACER
18	2	626-033	TUBING - SPACER
19	2	610-035	610-035 CYLINDER ASSEMBLY
20	2	622-036	HYDRAULIC CYLINDER PIVOT BRACKET ASSEMBLY
21	1	620-037	HYDRAULIC HOSE - STANDARD 27' LENGTH
		620-037- "L"	HYDRAULIC HOSE - "L" = LENGTH IN FEET (30' MAX)
22	1	620-038	QUICK CONNECT FITTING
23	1	626-040	COVER - 624 & 626 ROPE GRIPPER
24	1	610-041 L	ANGLE, L.H. - MOUNTING
25	1	610-041 R	ANGLE, R.H. - MOUNTING
26	1	624-072	MOVABLE SHOE ASSEMBLY
27	1	601-078	LATCH
28	1	620-081-N- "L"	LIQUIDTITE FLEX CONDUIT (LFC), "L" = HOSE "L"
29	4	610-085	E-CLIP (TRUARC) X5133-98
30	1	610-086	3/8" TEE
31	2	610-087	PARKER #149F-6-4 MALE ELBOW
32	1	610-088	BRASS ELBOW, #149F-6-6, 45°FH 5/8"-18 x 3/8 NPTF18
33	1	610-091	3-8 x 3-8 NPT STREET 90 DEG. ELBOW
34	2	626-092	HOSE ASSEMBLY
35	2	610-095	WASHER - DOUBLE BOLT
36	1	620-100	PUMPING UNIT
37	1	626-104	SWITCH BRACKET #1, 626 NEMA-4
38	1	620-105	NEMA 4 SWITCH BRACKET #2
39	1	620-106-RH	NEMA COMPLIANT JUNCTION BOX (A-443DSC), RIGHT HAND
		620-106-LH	NEMA COMPLIANT JUNCTION BOX (A-443DSC), LEFT HAND
40	1	620-107	SPACER - SOLENOID MOUNTING BRACKET
41	4	620-108	NYLON UNTHREADED SPACER
42	1	620-109	TERMINAL BLOCK ASSEMBLY
43	1	620-110	#2521 - STR. CORD CONNECTOR
44	3	620-111	#2522 - STR. CORD CONNECTOR
45	1	620-112	#5332 - STR. METAL CONDUIT CONNECTOR
46	1	622-207	HOSE GROMMET
47	1	620-606-N- "CL"	PUMP UNIT CABLE (RED), LENGTH "CL" = LFC "L" + 4 FT
48	1	620-607 N7-9	SOLENOID LOCKING UNIT - ELECTROCOATED
49	2	620-609-3	16-14 MALE DISCONNECT TERMINAL
50	4	620-609-4	16-14 SHIELDED FEMALE DISCONNECT TERMINAL
51	5	620-630	#5262 - SEALING RING
52	4	620-631	#LN 101SC - LOCKNUT
53	1	620-632	#650-DC2 - 3/8" BOX CONNECTOR
54	1	624-633	N7-9 R. G. COIL STRANDED HOOK-UP WIRE - 624, 626
55	1	620-634	N7-9 SHRINK TUBING - ALL GRIPPERS
56	1	GBPC3512A	RECTIFIER
57	3	BZE6-RN-F3	NEMA COMPLIANT MICROSWITCH
58	6	5/8" - 11 UNC x 1 1/2"	HEX CAP SCREW
59	2	5/8 WASHER	STANDARD LOCK
60	6	5/16 - 18 UNC x 2.25	SOCKET HEAD CAP SCREW
61	6	5/16" WASHER	STANDARD WASHER
62	2	1/4 - 20 UNC x 1.5	HALF DOG SET SCREW
63	2	1/4-20 UNC x 0.5	WHIZ BOLT
64	2	#10-32 UNF x 0.875	SOCKET HEAD CAP SCREW
65	1	10 - 32 UNF x 0.25	GROUNDING SCREW
66	1	10-32 UNF x 0.25	SET SCREW
67	2	10-24 UNC x 1	FLAT SOCKET HEAD MACHINE SCREW
68	4	#10-24 UNC x 0.5	SOCKET HEAD CAP SCREW
69	12	#10-24 UNC x 0.5	WHIZ BOLT
70	2	#10-24 NUT	HEX NUT
71	8	#10 LOCK WASHER	STANDARD LOCK WASHER
72	1	#8 - 32 UNC x 5/8"	ROUND HEAD MACHINE SCREW
73	2	#8 - 32 UNC x 1/4"	ROUND HEAD MACHINE SCREW
74	2	#6 - 32 UNC x 2-1/2"	ROUND HEAD MACHINE SCREW
75	1	P-133	ROPE GRIPPER WARNING LABEL - MEDIUM
76	2	P-134	ROPE GRIPPER WARNING LABEL - LARGE
77	1	P-137	GRIPPER LUBE INST. STICKER
78	1	P-140	626 & 626SPL ROPE GRIPPER LABEL
79	1	P-141	IMPORTANT LABEL - APPLIED TO TUBING
80	1	P-144-2	AIR BLEED LABEL
81	1	P-186	ROPE GRIPPER WEAR-IN LINE STICKER
82	1	P-192	IMPORTANT NOTICE - LANG LAY ROPES, ROPE GRIPPER

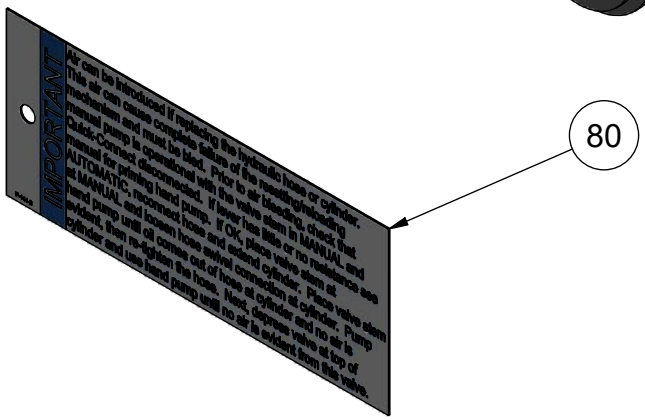
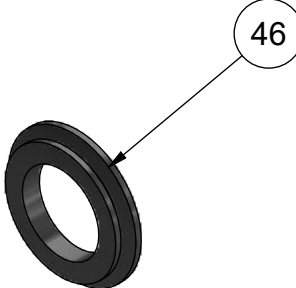
F F

E E

D




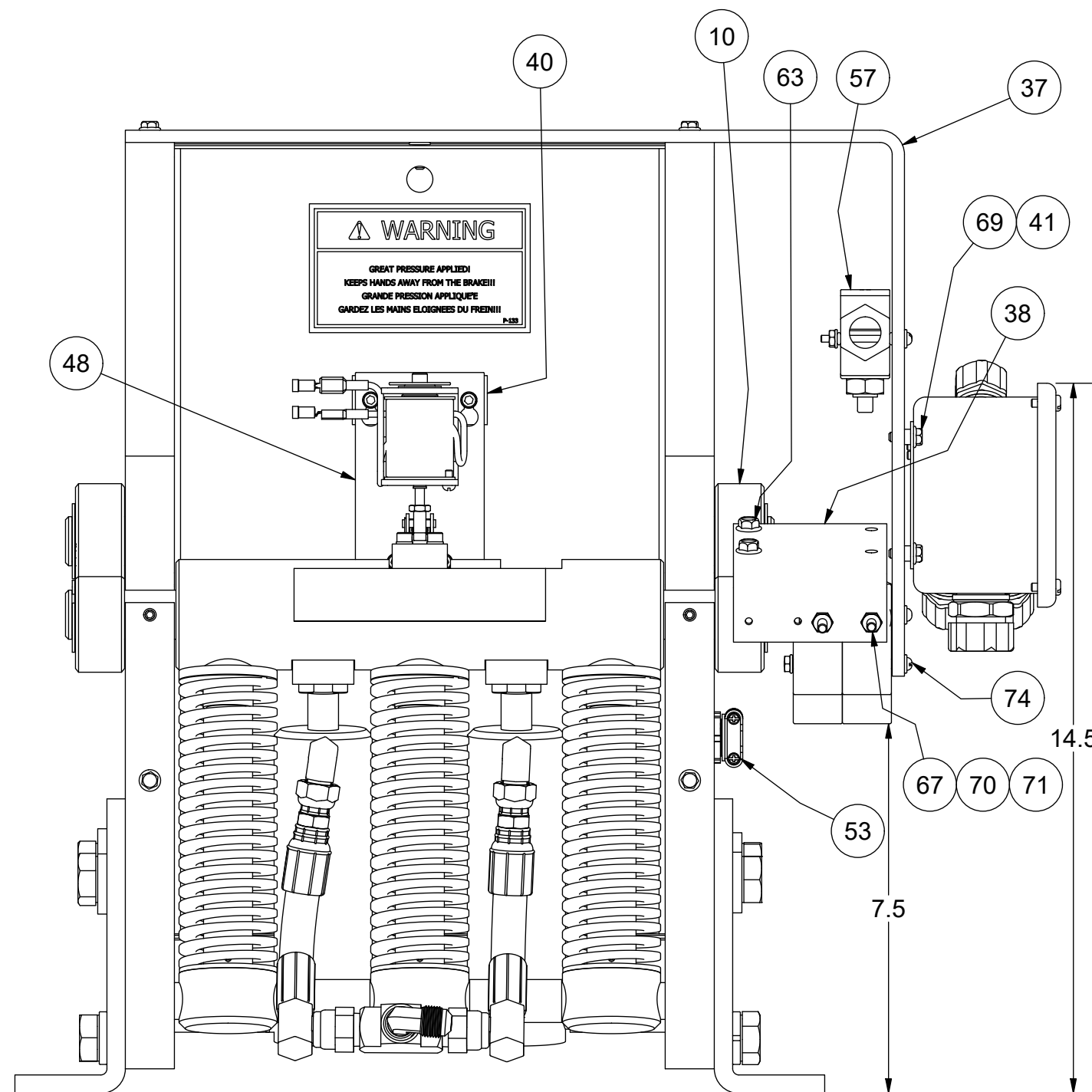
PUMPING UNIT  
SCALE 1 / 4



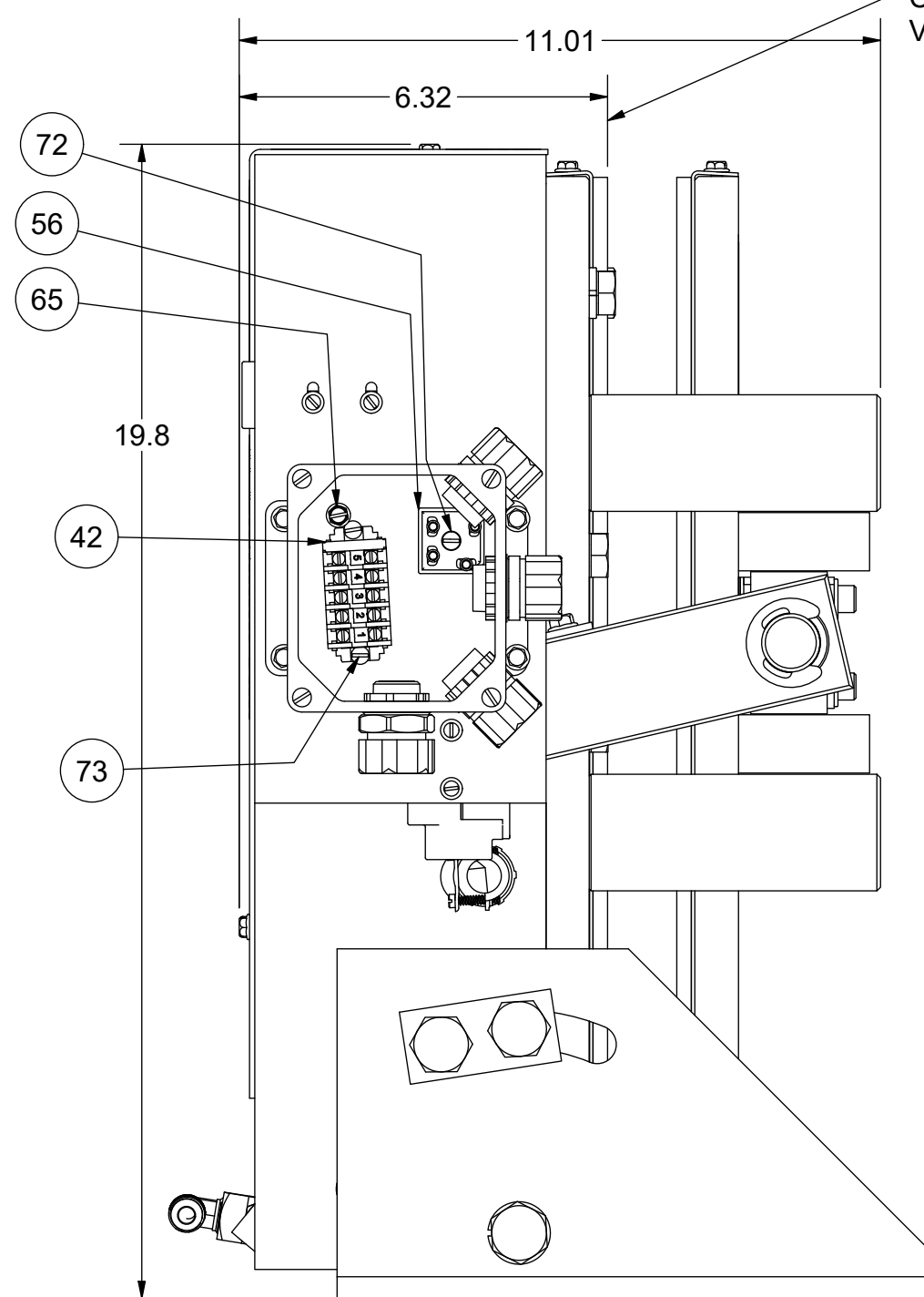
- NOTE:**
- RIGHT HAND (RH) GRIPPER SHOWN, LEFT HAND SIMILAR
  - LEFT HAND BOX 620-106-LH USED FOR LEFT HAND GRIPPER. (SEE ITEM 39)
  - QTY LISTED FOR ITEMS 4, 5 & 6 ARE STANDARD. ACTUAL QTY MAY VARY WITH ROPE DIAMETER.
  - NEMA SPECIFIC PARTS LISTING SEE PAGE 2 OF 2

PUMPING UNIT WEIGHT: 29.2 LBS  
ROPE GRIPPER WEIGHT: 229.8 lbmass

F	624-020 & 624-020-N REPLACES 610-020 & 610-020-N, PUR 1588	LTL 12/1/21	E	NEMA 4, P/N NEMA WAS NEMA 7/9 PUR #1200	LTL 9/20/19	HOLLISTER-WHITNEY ELEVATOR CO. LLC			
			D	5/16" WASHERS WAS LOCK, DOCUMENTATION	LTL 7/29/19	TITLE (E) BASIC PARTS LIST, GRIPPER ASSEMBLY - NEMA 4			
E	CORRECT TERMINAL QTY FROM 1 EA., TITLE TO	LTL 9/20/19		OF NEMA PARTS & PART NUMBERS, PUR #1087					
THIS DRAWING IS SUPPLIED AS A REPRESENTATION OF THE EQUIPMENT HOLLISTER-WHITNEY ELEVATOR CO. LLC ("MANUFACTURER") HAS AGREED TO SUPPLY. SLIGHT ADJUSTMENTS MAY OCCUR DURING MANUFACTURING AND INSTALLATION. ANY MODIFICATIONS NOT APPROVED IN WRITING BY MANUFACTURER MAY AFFECT OPERATION, VOIDS ANY WARRANTY AND RELEASES MANUFACTURER OF ALL LIABILITY.  THIS DOCUMENT CONTAINS CONFIDENTIAL AND PROPRIETARY INFORMATION THAT CANNOT BE REPRODUCED OR DIVULGED, IN WHOLE OR IN PART, WITHOUT WRITTEN AUTHORIZATION FROM THE MANUFACTURER.				THIRD ANGLE PROJECTION		DRAWN BY LTL	SCALE 1 / 2	MATERIAL  SEE PARTS LIST	REFERENCE TOL. ALL DIMENSIONS REFERENCE UNLESS OTHERWISE SPECIFIED
						SHEET SIZE C		DATE 5/27/2004	(E)

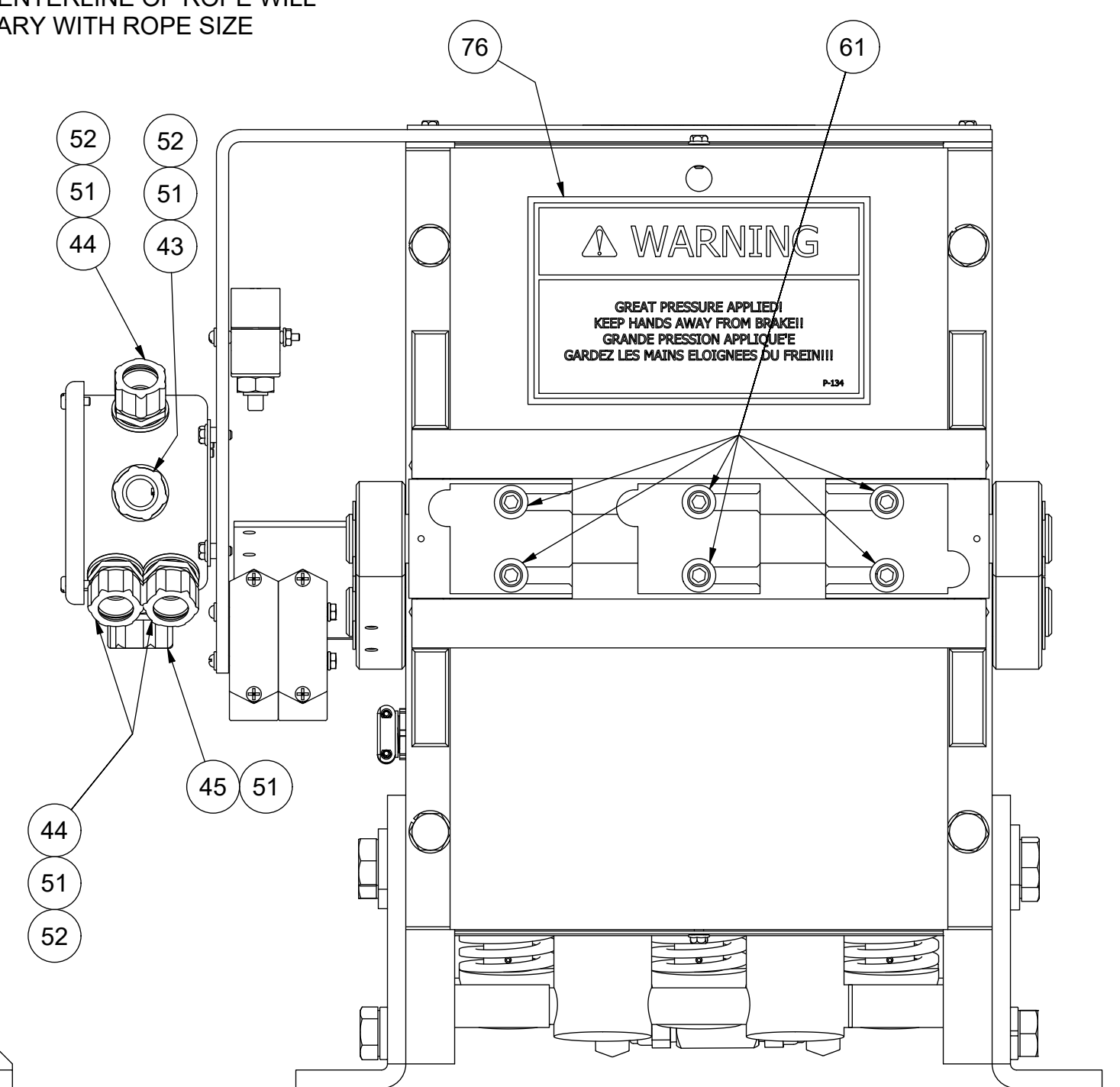


GRIPPER COVER REMOVED THIS VIEW

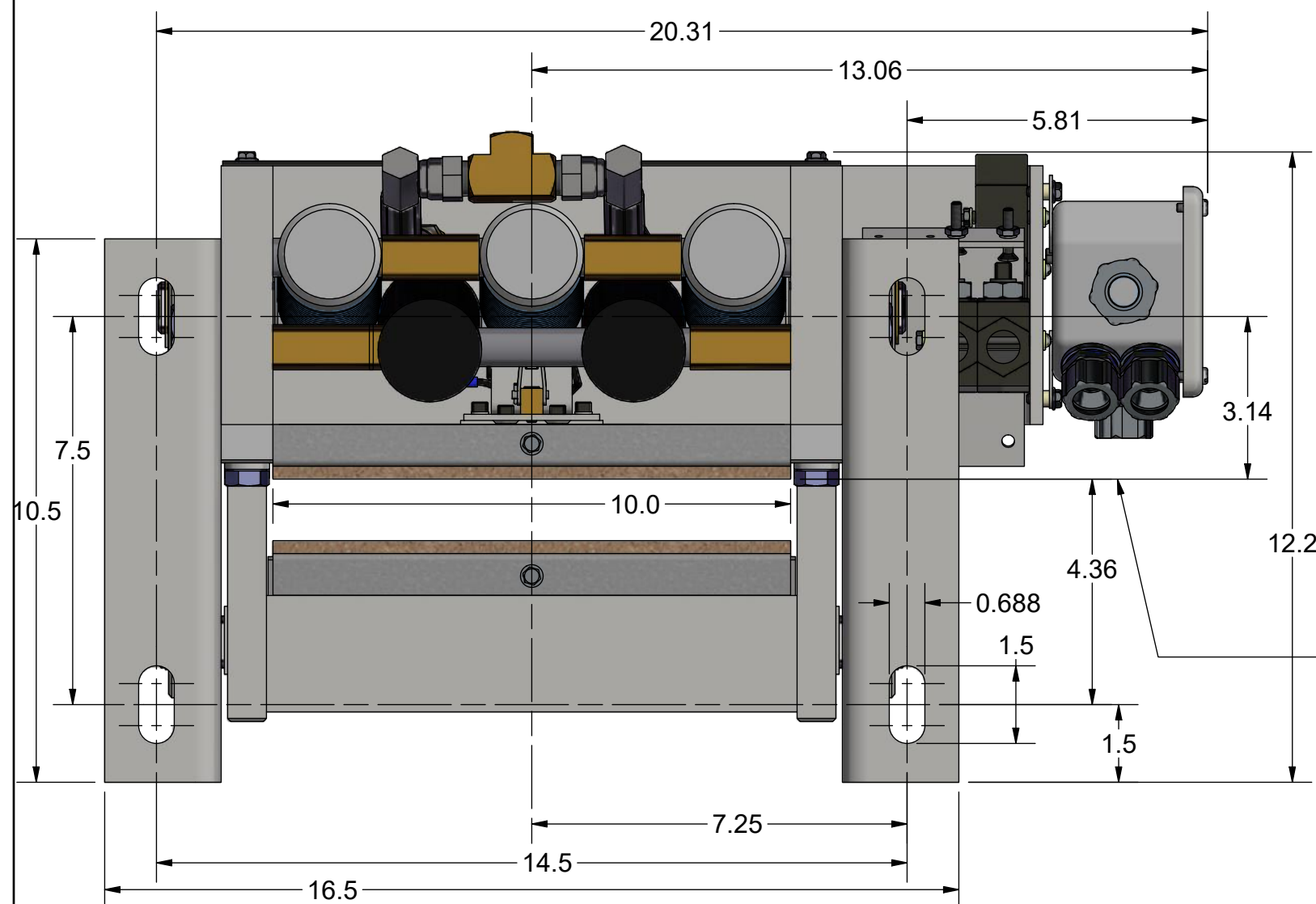


BOX LID REMOVED THIS VIEW

PAD POSITION REFERENCE;  
CENTERLINE OF ROPE WILL  
VARY WITH ROPE SIZE



REAR VIEW



BOTTOM VIEW

PAD POSITION REFERENCE;  
CENTERLINE OF ROPE WILL  
VARY WITH ROPE SIZE

PARTS CALL-OUT SPECIFIC TO NEMA  
GRIPPER. FOR "GENERIC" PARTS  
CALLOUT SEE 626 ASSEMBLY PARTS  
LIST.

ALL WIRING REMOVED FOR CLARITY

REFERENCE DIMENSIONS SHOWN TO  
AID IN SETUP AND INSTALL


ROPE GRIPPER WEIGHT: 229.8 lbmass

**HOLLISTER-WHITNEY**  
ELEVATOR CO. LLC

BASIC PARTS LIST, GRIPPER ASSEMBLY - NEMA 4

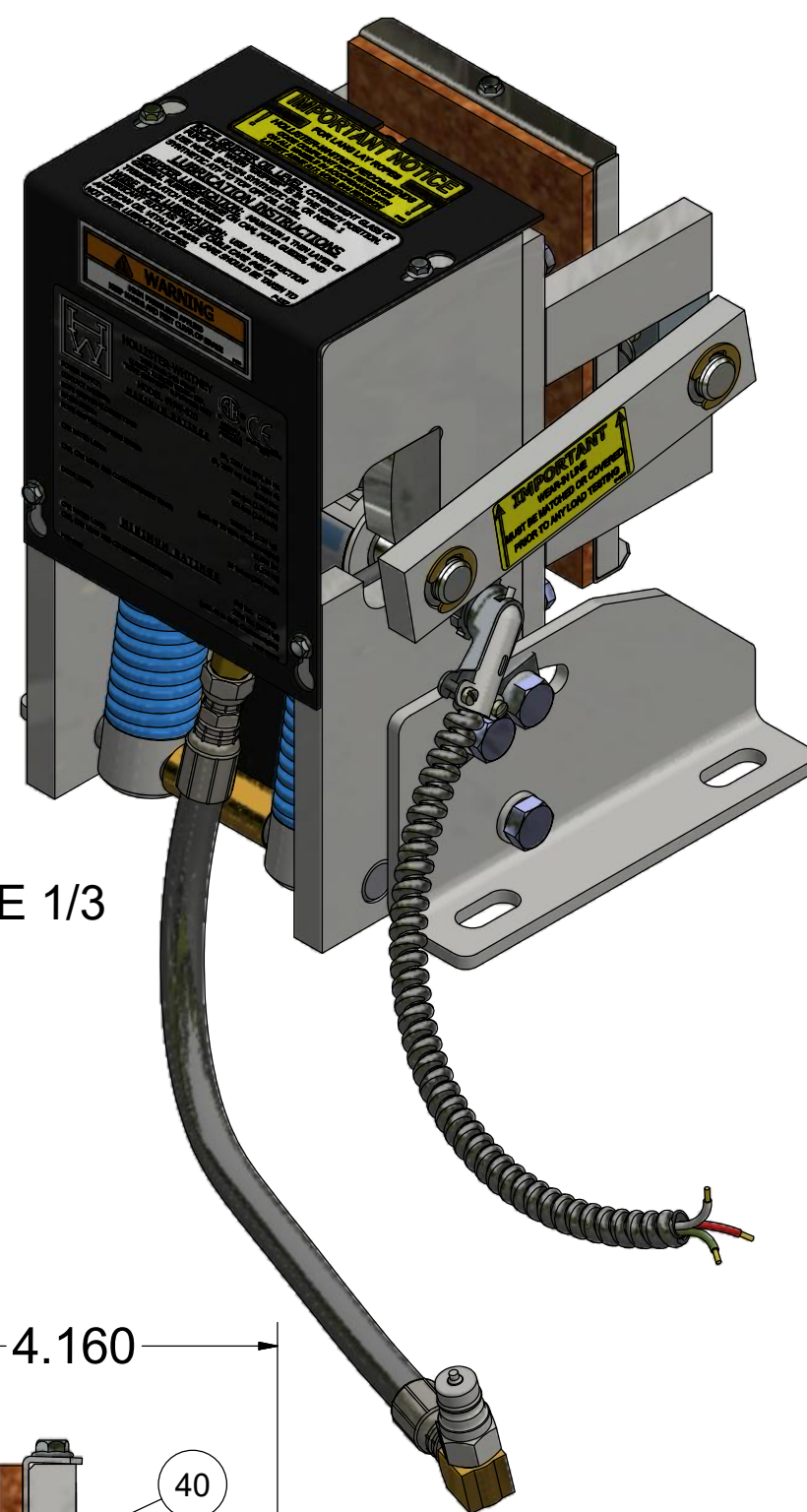

THIS DRAWING IS SUPPLIED AS A REPRESENTATION OF THE EQUIPMENT HOLLISTER-WHITNEY ELEVATOR CO. LLC ("MANUFACTURER") HAS AGREED TO SUPPLY. SLIGHT ADJUSTMENTS MAY OCCUR DURING MANUFACTURING AND INSTALLATION. ANY MODIFICATIONS NOT APPROVED IN WRITING BY MANUFACTURER MAY AFFECT OPERATION, VOIDS ANY WARRANTY AND RELEASES MANUFACTURER OF ALL LIABILITY. THIS DOCUMENT CONTAINS CONFIDENTIAL AND PROPRIETARY INFORMATION THAT CANNOT BE REPRODUCED OR DIVULGED, IN WHOLE OR IN PART, WITHOUT WRITTEN AUTHORIZATION FROM THE MANUFACTURER.				THIRD ANGLE PROJECTION		DRAWN BY LTL	SCALE 1 / 3	MATERIAL SEE PARTS LIST	REFERENCE TOL. ALL DIMENSIONS REFERENCE UNLESS OTHERWISE SPECIFIED
						SHEET SIZE C	DATE 5/27/2004	626-NEMA SHEET 2 OF 2	

SEE PREVIOUS PAGE  
FOR REVISIONS

	Document Name	Date	Rev.	Page	Bulletin
	Rope Gripper Prints & Parts List Supplement	03/03/23	D	39 of 69	1144S

## Legacy Parts Lists

### Older Rope Grippers, Switch Assemblies & Pumping Unit

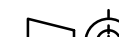


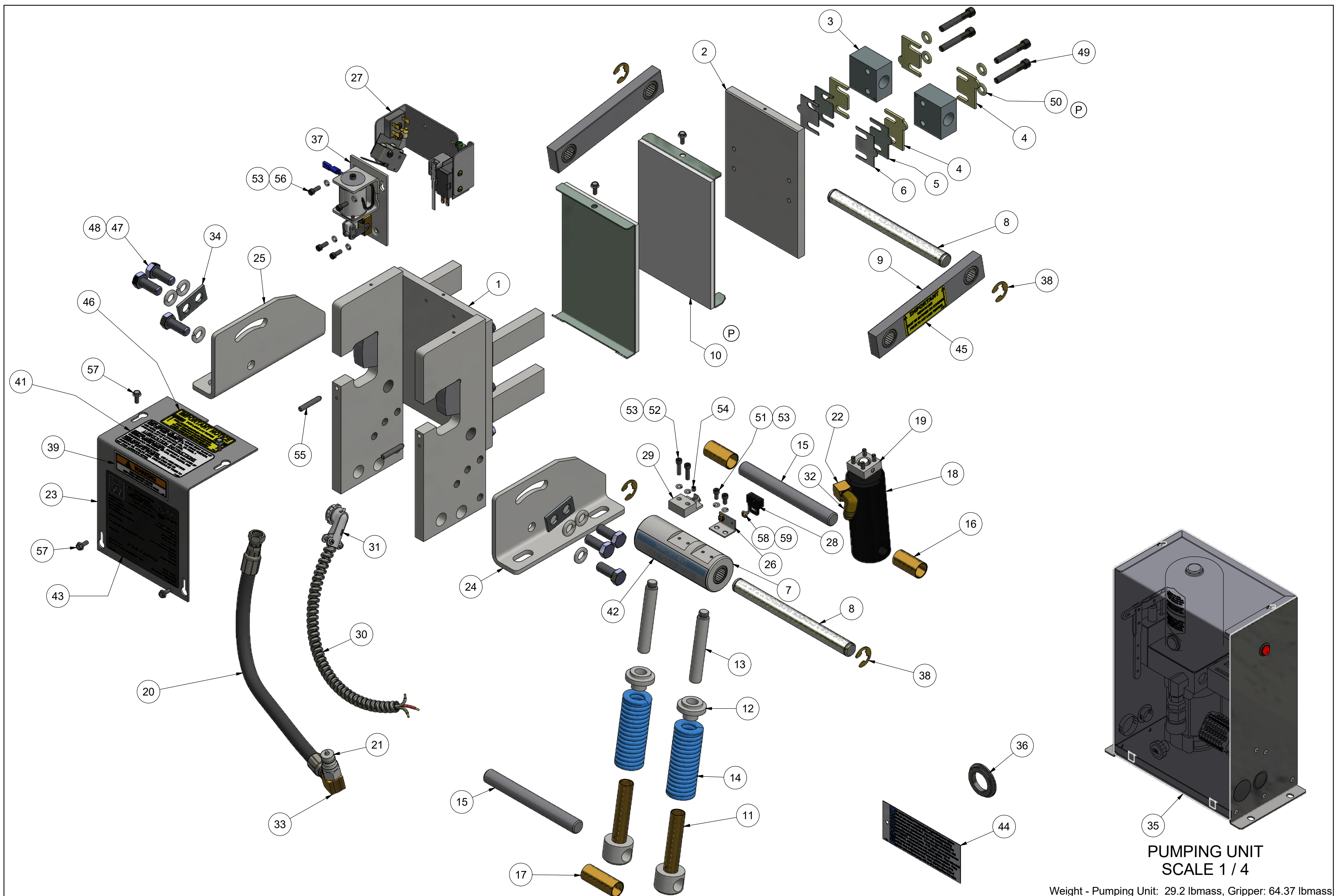
ITEM	QTY	PART NUMBER	DESCRIPTION
1	1	620-003	STATIONARY SHOE ASSEMBLY
2	1	620-004	MOVABLE SHOE
3	2	620-007	SHAFT SUPPORT BLOCK
4	4	620-008	SPACER (11 GA.) - LINING WEAR
5	2	620-008-1	SPACER (16 GA.) - LINING WEAR
6	2	620-008-2	SPACER (22 GA.) - LINING WEAR
7	1	620-015	TUBING ASSEMBLY
8	2	620-018	ROTATING & NON-ROTATING SHAFT
9	2	601-020	CONNECTING ARM ASSEMBLY
10	2	620-022	LINING ASSEMBLY
11	2	601-025	LOWER SPRING GUIDE ASSEMBLY
12	2	601-027	SPRING UPPER SUPPORT
13	2	601-029	SPRING UPPER SUPPORT GUIDE
14	2	601-030	GRIPPER SPRING
15	2	620-031	SHAFT
16	2	620-032	SPACER TUBING
17	1	620-033	TUBING - SPACER
18	1	601-035	CYLINDER - ASSEMBLY
19	1	622-036	HYDRAULIC CYLINDER PIVOT BRACKET ASSEMBLY
20	1	620-037	HYDRAULIC HOSE - STANDARD 27" LENGTH
		620-037- "L"	HYDRAULIC HOSE - "L" = LENGTH IN FEET (30' MAX)
21	1	620-038	QUICK CONNECT FITTING
22	1	601-039	1/8 X 1/4 NPT, 90° ELBOW
23	1	620-040	COVER - 620 ROPE GRIPPER
24	1	601-041 R	MOUNTING ANGLE - RIGHT
25	1	601-041 L	MOUNTING ANGLE - LEFT
26	1	600-051	ACTUATING ANGLE w/SCREWS
27	1	620-064-1	SWITCH ASS'Y, LEAD LENGTHS = 10'
		620-064-2	SWITCH ASS'Y, LEAD LENGTHS = 24'
		620-064-3	SWITCH ASS'Y, LEAD LENGTHS = 18'
28	1	618-067	CONTACT PLATE ASSEMBLY
29	1	601-078	LATCH
30	1	600-081-1	CONDUIT - FLEXIBLE (1/2"), LENGTH TO MATCH 620-064
		600-081-2	
		600-081-3	
31	1	600-082	801-DC2 90° ANGLE BOX CONNECTOR
32	1	610-087	90° ADAPTOR, 45° FH 5/8"-18 X 1/4 NPT 18
33	1	610-091	3-8 x 3-8 NPT STREET 90 DEG. ELBOW
34	2	601-095	DOUBLE BOLT WASHER
35	1	620-100	PUMPING UNIT
36	1	622-207	HOSE GROMMET
37	1	620-607	SOLENOID LOCKING UNIT
38	4	90-033	E-CLIP, #X5133-74
39	1	P-139	ROPE GRIPPER WARNING LABEL - SMALL
40	1	P-133	ROPE GRIPPER WARNING LABEL - MEDIUM
41	1	P-137	GRIPPER LUBE INST. STICKER
42	1	P-141	IMPORTANT LABEL - APPLIED TO TUBING
43	1	P-143	620 ROPE GRIPPER LABEL
44	1	P-144-2	AIR BLEED LABEL
45	2	P-186	ROPE GRIPPER WEAR-IN LINE STICKER
46	1	P-192	IMPORTANT NOTICE - LANG LAY ROPES, ROPE GRIPPER
47	6	1/2 - 13 UNC x 1.25"	HEX HEAD BOLT
48	6	1/2 LOCK WASHER	STANDARD LOCK WASHER
49	4	5/16 - 18 UNC x 2.0	SOCKET HEAD CAP SCREW
50	4	5/16" WASHER	STANDARD WASHER
51	2	#10-32 UNF x 0.375"	SOCKET HEAD CAP SCREW
52	2	#10-32 UNF x 0.75	SOCKET HEAD CAP SCREW
53	8	#10 LOCK WASHER	STANDARD LOCK WASHER
54	1	10-32 UNF x 0.25	SET SCREW
55	2	1/4 - 20 UNC x 1.5	HALF DOG SET SCREW
56	4	#10-24 UNC x 0.5	SOCKET HEAD CAP SCREW
57	6	#10-24 UNC x 0.5	WHIZ BOLT
58	1	#6-32 UNCX0.3125	BRASS MACHINE SCREW
59	1	#6 WASHER	STANDARD WASHER

HOLLISTER-WHITNEY  
ELEVATOR CO. LLC

1. QTY LISTED FOR ITEMS 4, 5 & 6 ARE STANDARD. ACTUAL QTY MAY VARY WITH ROPE DIAMETER.

2. REFERENCE DIMENSIONS SHOWN TO AID IN SETUP AND INSTALL

						HOLLISTER-WHITNEY ELEVATOR CO. LLC				
			P	620-022 WAS 601-022, 5.25 WAS 4.875, 5/16"	LTL 7/18/19	TITLE  "ROPE GRIPPER" ASSEMBLY				
				WASHERS WAS LOCK, PUR #1087						
THIS DRAWING IS SUPPLIED AS A REPRESENTATION OF THE EQUIPMENT HOLLISTER-WHITNEY ELEVATOR CO. LLC ("MANUFACTURER") HAS AGREED TO SUPPLY. SLIGHT ADJUSTMENTS MAY OCCUR DURING MANUFACTURE AND INSTALLATION. ANY MODIFICATIONS NOT APPROVED IN WRITING BY MANUFACTURER MAY AFFECT OPERATION, VOIDS ANY WARRANTY AND RELEASES MANUFACTURER OF ALL LIABILITY. THIS DOCUMENT CONTAINS CONFIDENTIAL AND PROPRIETARY INFORMATION THAT CANNOT BE REPRODUCED OR DIVULGED, IN WHOLE OR IN PART, WITHOUT WRITTEN AUTHORIZATION FROM THE MANUFACTURER.					THIRD ANGLE PROJECTION  		DRAWN BY	SCALE	MATERIAL	REFERENCE TOL.
							LTL	1 / 2	SEE PARTS LIST	ALL DIMENSIONS REFERENCE UNLESS OTHERWISE SPECIFIED
					SHEET SIZE		DATE		620	
					C		9/8/2003		SHEET 1 OF 2	



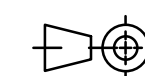
PUMPING UNIT  
SCALE 1 / 4

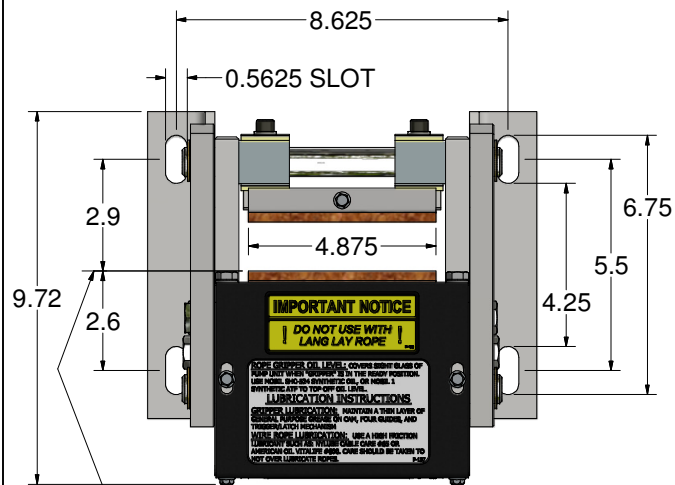
Weight - Pumping Unit: 29.2 lbmass, Gripper: 64.37 lbmass

SEE PREVIOUS PAGE  
FOR REVISIONS

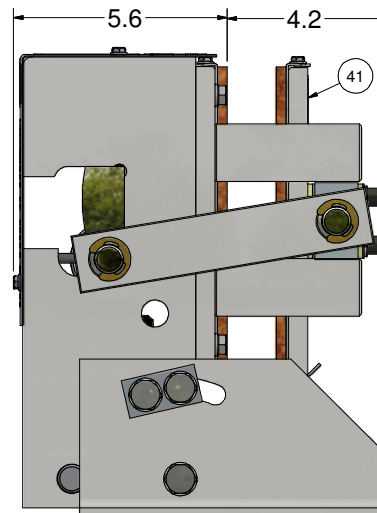
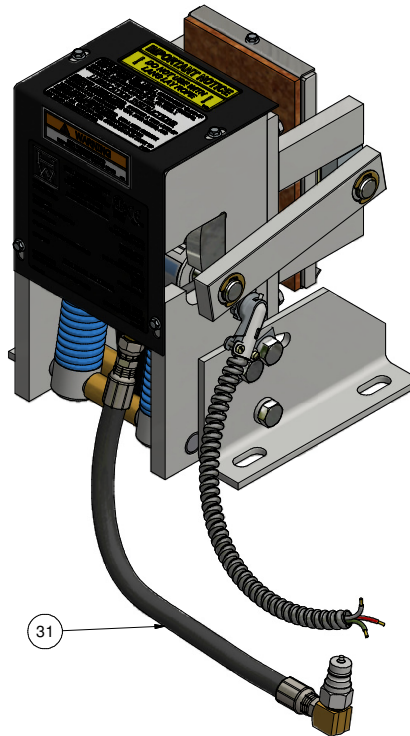
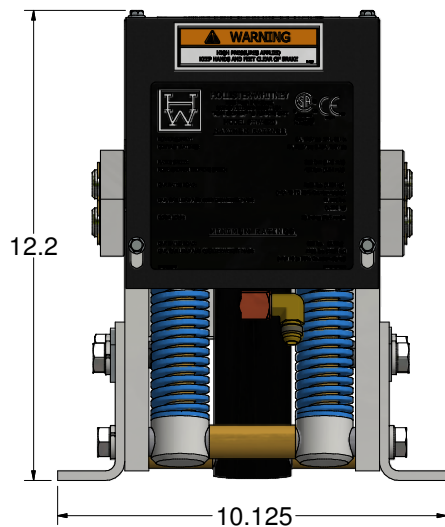
						HOLLISTER-WHITNEY ELEVATOR CO. LLC			
						TITLE			
						"ROPE GRIPPER" ASSEMBLY			
THIS DRAWING IS SUPPLIED AS A REPRESENTATION OF THE EQUIPMENT HOLLISTER-WHITNEY ELEVATOR CO. LLC ("MANUFACTURER") HAS AGREED TO SUPPLY. SLIGHT ADJUSTMENTS MAY OCCUR DURING MANUFACTURING AND INSTALLATION. ANY MODIFICATIONS NOT APPROVED IN WRITING BY MANUFACTURER MAY AFFECT OPERATION, VOIDS ANY WARRANTY AND RELEASES MANUFACTURER OF ALL LIABILITY. THIS DOCUMENT CONTAINS CONFIDENTIAL AND PROPRIETARY INFORMATION THAT CANNOT BE REPRODUCED OR DIVULGED, IN WHOLE OR IN PART, WITHOUT WRITTEN AUTHORIZATION FROM THE MANUFACTURER.						DRAWN BY LTL	SCALE 1/3.25	MATERIAL SEE PARTS LIST	REFERENCE TOL. ALL DIMENSIONS REFERENCE UNLESS OTHERWISE SPECIFIED
						SHEET SIZE C		DATE 9/8/2003	620 SHEET 2 OF 2

THIRD ANGLE PROJECTION





PAD POSITION REFERENCE;  
CENTERLINE OF ROPE WILL  
VARY WITH ROPE SIZE



**NOTE:**

QTY FOR ITEMS 4, 5 & 6 ARE AS NEEDED PER ROPE THICKNESS USED

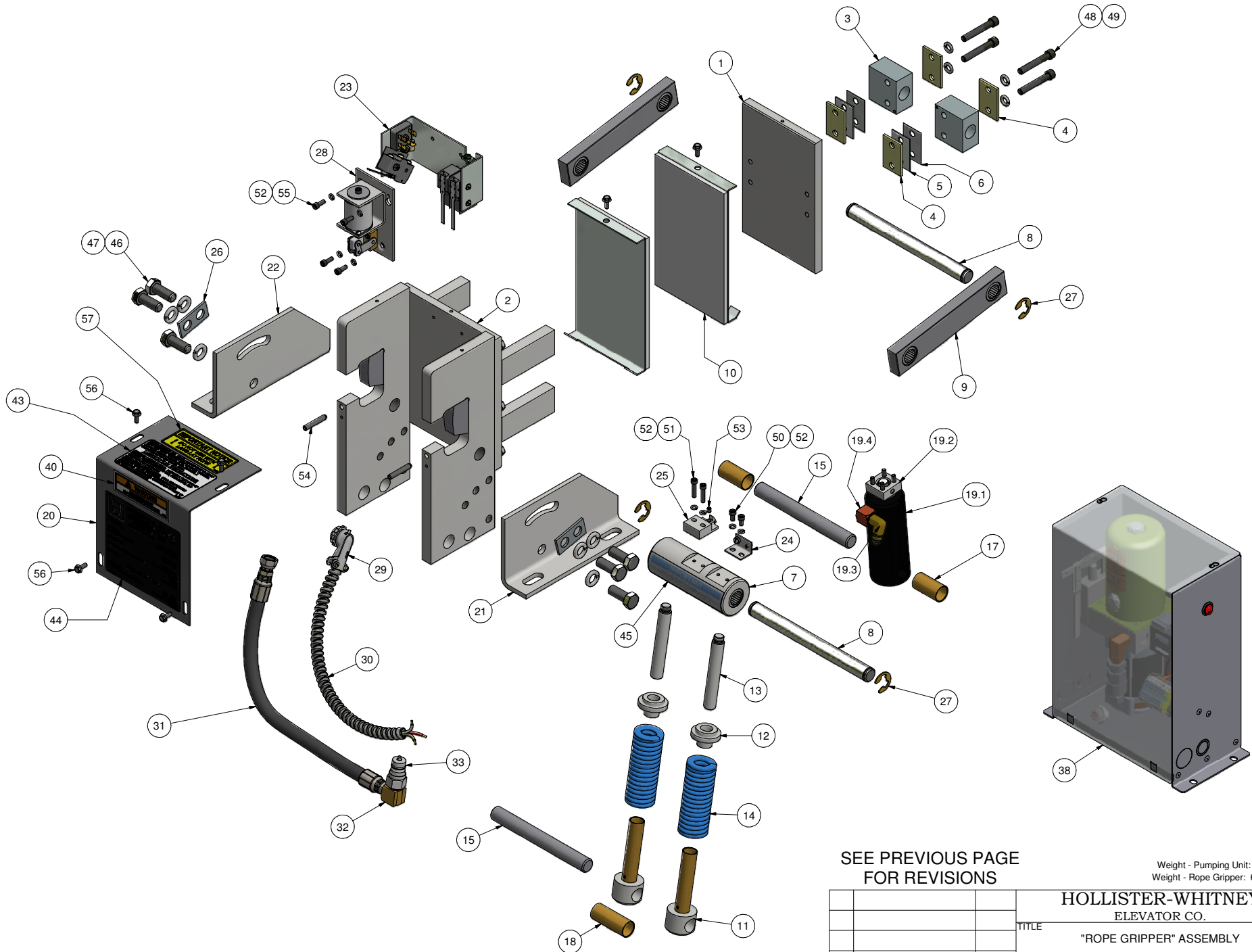
ALL DIMENSIONS NOMINAL UNLESS OTHERWISE NOTED  
REFERENCE DIMENSIONS SHOW TO AID IN SETUP AND INSTALL

H	ADD STICKER P-192, PUR #838	LTL	2/9/17
G	ADD PAD POSITION REFERENCE DIM, PUR #798	LTL	10/5/16

Parts List			
ITEM	QTY	PART NUMBER	DESCRIPTION
1	1	620-004	MOVABLE SHOE
2	1	620-003	STATIONARY SHOE ASSEMBLY
3	2	620-007	SHAFT SUPPORT BLOCK
4		601-008	SPACER - LINING WEAR
5		601-008-1	SPACER - LINING WEAR
6		601-008-2	SPACER - LINING WEAR
7	1	620-015	TUBING ASSEMBLY
8	2	620-018	ROTATING & NON-ROTATING SHAFT
9	2	601-020	CONNECTING ARM ASSEMBLY
10	2	601-022	LINING ASSEMBLY
11	2	601-025	LOWER SPRING GUIDE ASSEMBLY
12	2	601-027	SPRING UPPER SUPPORT
13	2	601-029	SPRING UPPER SUPPORT GUIDE
14	2	601-030	GRIPPER SPRING
15	2	620-031	SHAFT
17	2	620-032	SPACER TUBING
18	1	620-033	TUBING - SPACER
19.1	1	601-035	HYDRAULIC CYLINDER
19.2	1	622-036	HYDRAULIC CYLINDER PIVOT BRACKET ASSEMBLY
19.3	1	610-087	BRASS 90° ELBOW ADAPTOR, 45° FLARED HEAD 5/8"-18 X 1/4 NPT 18
19.4	1	601-039	1/8 X 1/4 NPT, 90° ELBOW
20	1	620-040	COVER
21	1	601-041 R	MOUNTING ANGLE - RIGHT
22	1	601-041 L	MOUNTING ANGLE - LEFT
23	1	600-050	MICROSWITCH/SOLENOID ASSEMBLY
24	1	600-051	ACTUATING ANGLE w/SCREWS
25	1	601-078	LATCH
26	2	601-095	DOUBLE BOLT WASHER
27	4	90-033	E-CLIP, #X5133-74
28	1	RG-0003N	SOLENOID LOCKING UNIT
29	1	600-082	801-DC2 90° ANGLE BOX CONNECTOR
30	1	600-081	CONDUIT - FLEXIBLE (1/2")
31	1	620-037	HOSE
32	1	610-091	STREET ELBOW - 90 deg.
33	1	620-038	COUPLING - QUICK DISCONNECT
38	1	620-100	PUMPING UNIT
40	1	P-139	ROPE GRIPPER WARNING LABEL - SMALL
41	1	P-133	ROPE GRIPPER WARNING LABEL - MEDIUM
43	1	P-137	GRIPPER LUBE INST. STICKER
44	1	P-143	620 ROPE GRIPPER LABEL
45	1	P-141	IMPORTANT LABEL - APPLIED TO TUBING
46	6	1/2 - 13 UNC x 1.25	HEX HEAD CAP SCREW
47	6	1/2 LOCK WASHER	STANDARD LOCK WASHER
48	4	5/16 - 18 UNC x 2.0	SOCKET HEAD CAP SCREW
49	4	5/16 WASHER	STANDARD LOCK
50	2	#10-32 UNF x 0.375	SOCKET HEAD CAP SCREW
51	2	#10-32 UNF x 0.875	SOCKET HEAD CAP SCREW
52	8	#10 LOCK WASHER	STANDARD LOCK WASHER
53	1	10-32 UNF x 0.25	SET SCREW
54	2	1/4 - 20 UNC x 1.5	HALF DOG SET SCREW
55	4	#10-24 UNC x 0.5	SOCKET HEAD CAP SCREW
56	6	#10-24 UNC X 0.5	WHIZ BOLT
57	1	P-192	IMPORTANT NOTICE - LANG LAY ROPES, ROPE GRIPPER

Weight - Pumping Unit: 29.2 lbmass  
Weight - Rope Gripper: 62.61 lbmass

F	COIL P/N CORRECTED, PUR #622	LTL	11/5/13	HOLLISTER-WHITNEY ELEVATOR CO.			
E	REDRAW, PUR #594	B/G	8/7/13				
D	REVISED PART NUMBERS, PUR #426	BDM	8/24/10	"ROPE GRIPPER" ASSEMBLY			
C	PUR #383		1/15/09				
B	PUR #377		4/4/08	DRAWN BY	SCALE	MATERIAL	DIMENSIONAL TOL.
A	PUR #359		1/2/07	LTL	N/A	SEE PARTS LIST	1 PLACE ±0.01, 2 PLACE ±0.005, 3 & 4 PLACE ±0.001, ANGLES ±0.1° REF., OPEN, (NOMINAL) ±0.0156
				SHEET SIZE	C	DATE	9/8/2003



SEE PREVIOUS PAGE  
FOR REVISIONS

Weight - Pumping Unit: 29.2 lbmass  
Weight - Rope Gripper: 62.61 lbmass

**HOLLISTER-WHITNEY**  
ELEVATOR CO.

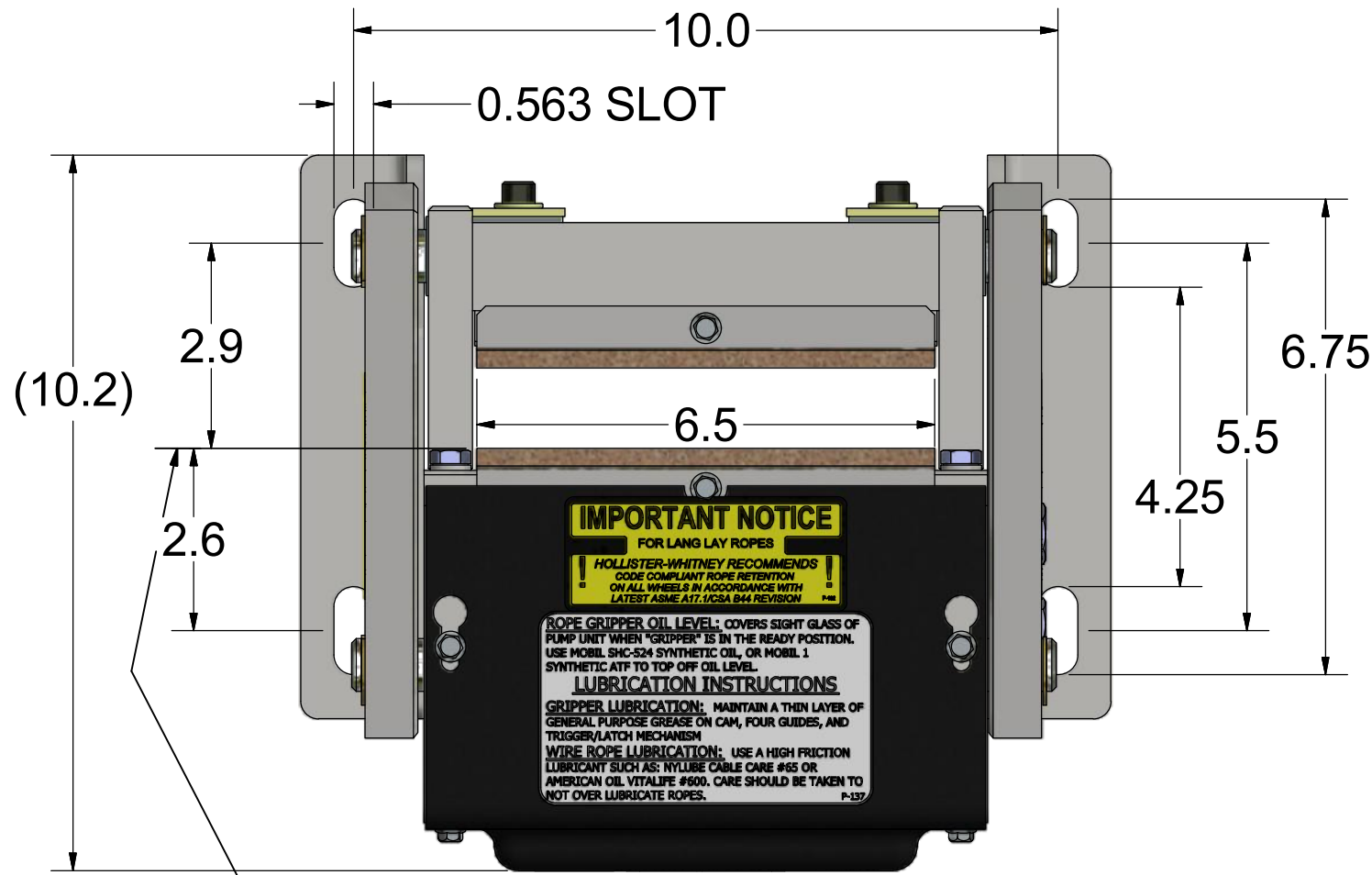
TITLE  
"ROPE GRIPPER" ASSEMBLY

DRAWN BY: LTL  
SCALE: N/A  
MATERIAL: SEE PARTS LIST


DIMENSIONAL TOL.  
1 PLACE  $\pm 0.01$ ; 2 PLACE  $\pm 0.005$   
3 & 4 PLACE  $\pm 0.001$ ; ANGLES  $\pm 0.1^\circ$   
REF., OPEN, (NOMINAL)  $\pm 0.0156$

SHEET C  
DATE 9/8/2003

620



PAD POSITION REFERENCE;  
CENTERLINE OF ROPE WILL  
VARY WITH ROPE SIZE

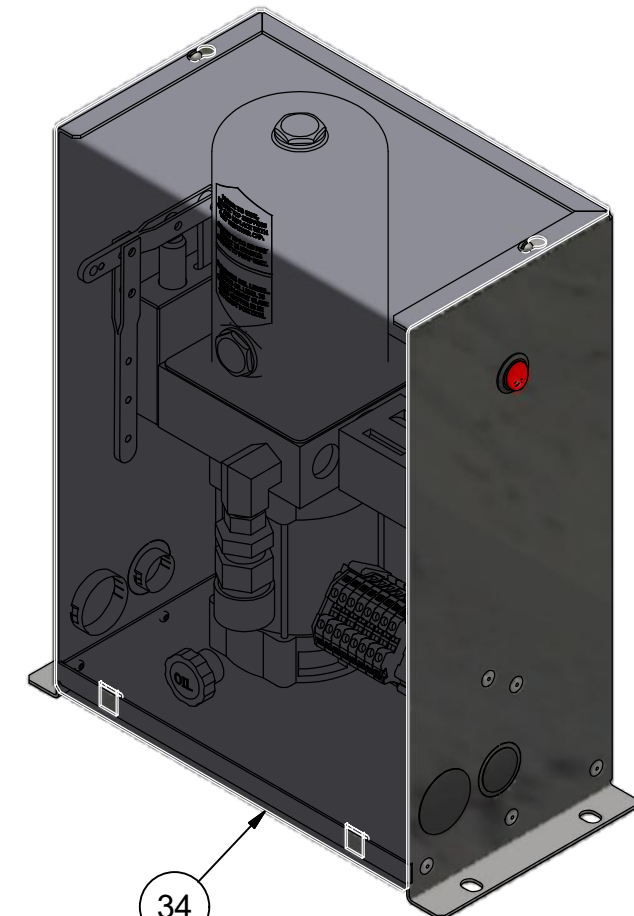
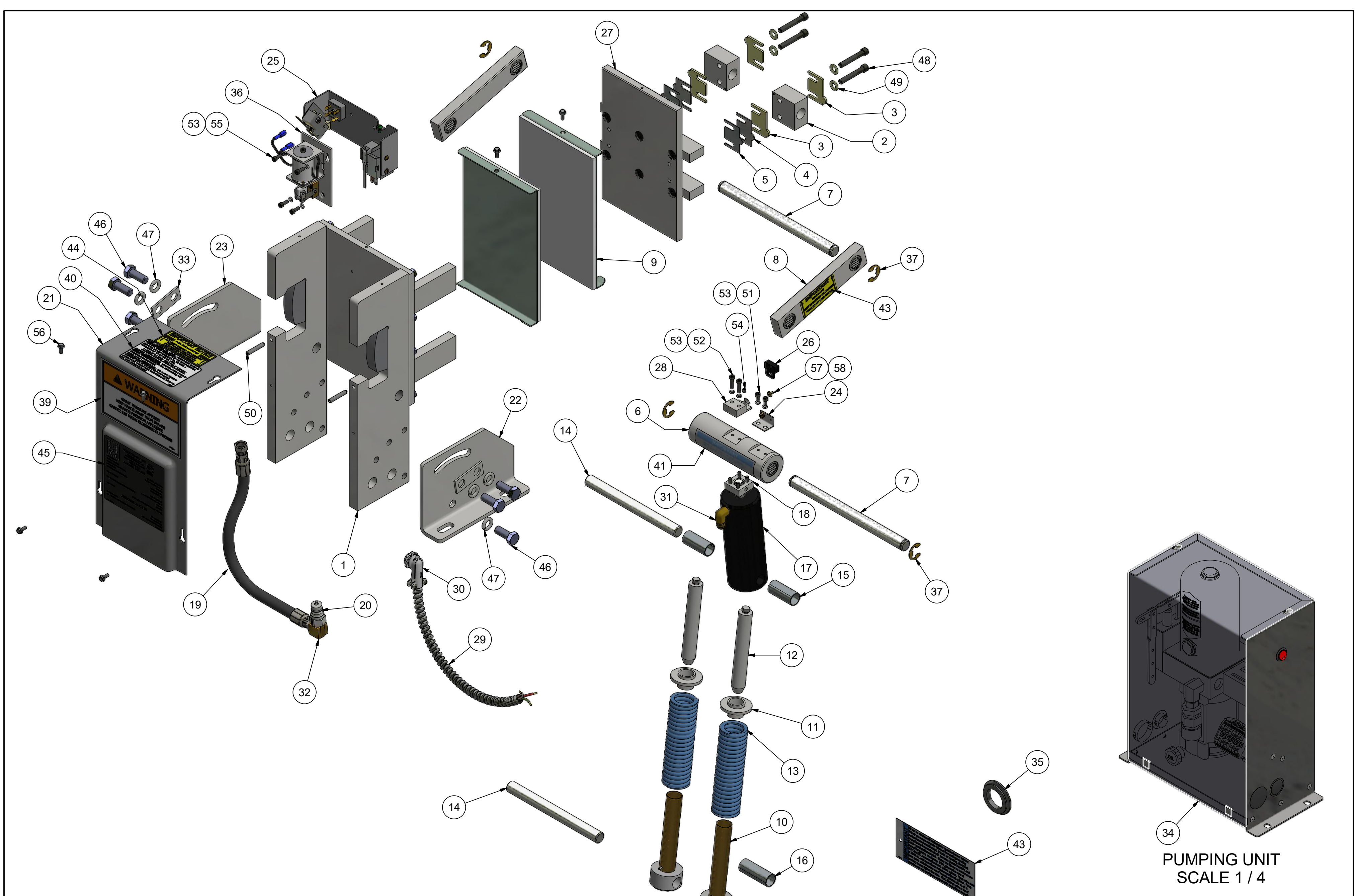


**NOTE:**  
1. QTY LISTED FOR ITEMS 3, 4 & 5 ARE STANDARD. ACTUAL QTY MAY VARY WITH ROPE DIAMETER.  
2. REFERENCE DIMENSIONS SHOWN TO AID IN SETUP AND INSTALL

ITEM	QTY	PART NUMBER	DESCRIPTION
1	1	622-003	STATIONARY SHOE ASSEMBLY
2	2	620-007	SHAFT SUPPORT BLOCK
3	4	620-008	SPACER (11 GA.) - LINING WEAR
4	2	620-008-1	SPACER (16 GA.) - LINING WEAR
5	2	620-008-2	SPACER (22 GA.) - LINING WEAR
6	1	622-015	TUBING ASSEMBLY
7	2	622-018	SHAFT - ROTATING & NON-ROTATING
8	2	600-020	CONNECTING ARM ASSEMBLY
9	2	622-022	LINING ASSEMBLY
10	2	600-025	LOWER SPRING GUIDE ASSEMBLY
11	2	600-027	UPPER SPRING SUPPORT
12	2	600-029	GUIDE - UPPER SPRING SUPPORT
13	2	621-030	SPRING
14	2	622-031	SHAFT
15	2	601-032	TUBING - SPACER
16	1	622-033	TUBING - SPACER
17	1	600-035	CYLINDER ASSEMBLY
18	1	622-036	HYDRAULIC CYLINDER PIVOT BRACKET ASSEMBLY
19	1	620-037	HYDRAULIC HOSE - STANDARD 27" LENGTH
20	1	620-038	HYDRAULIC HOSE - "L" = LENGTH IN FEET (30' MAX)
21	1	622-040	QUICK CONNECT FITTING
22	1	600-041 R	COVER - 622 ROPE GRIPPER
23	1	600-041 L	ANGLE, RIGHT HAND - MOUNTING
24	1	600-051	ANGLE, LEFT HAND - MOUNTING
25	1	600-064-1	ACTUATING ANGLE w/SCREWS
26	1	622-064-2	SWITCH ASS'Y, LEAD LENGTHS = 10'
27	1	622-064-3	SWITCH ASS'Y, LEAD LENGTHS = 24'
28	1	622-064-3	SWITCH ASS'Y, LEAD LENGTHS = 18'
29	1	618-067	CONTACT PLATE ASSEMBLY
30	1	622-072	MOVABLE SHOE ASSEMBLY
31	1	601-078	LATCH
32	1	600-081-1	CONDUIT - FLEXIBLE (1/2"), LENGTH TO MATCH 622-064
33	1	600-081-2	CONDUIT - FLEXIBLE (1/2"), LENGTH TO MATCH 622-064
34	1	600-081-3	CONDUIT - FLEXIBLE (1/2"), LENGTH TO MATCH 622-064
35	1	600-082	801-DC2 90° ANGLE BOX CONNECTOR
36	1	610-087	PARKER #149F-6-4 MALE ELBOW
37	1	610-091	3-8 x 3-8 NPT STREET 90 DEG. ELBOW
38	2	600-095	WASHER - DOUBLE BOLT
39	1	620-100	PUMPING UNIT
40	1	622-207	HOSE GROMMET
41	1	620-607	SOLENOID LOCKING UNIT
42	4	90-033	E-CLIP, #X5133-74
43	1	P-133	ROPE GRIPPER WARNING LABEL - MEDIUM
44	1	P-134	ROPE GRIPPER WARNING LABEL - LARGE
45	1	P-137	GRIPPER LUBE INST. STICKER
46	1	P-141	IMPORTANT LABEL - APPLIED TO TUBING
47	1	P-144-2	AIR BLEED LABEL
48	2	P-186	ROPE GRIPPER WEAR-IN LINE STICKER
49	1	P-192	IMPORTANT NOTICE - LANG LAY ROPES, ROPE GRIPPER
50	1	P-219	621 ROPE GRIPPER LABEL
51	6	1/2 - 13 UNC x 1.25"	HEX HEAD BOLT
52	6	1/2 LOCK WASHER	STANDARD LOCK WASHER
53	4	5/16 - 18 UNC x 2.0	SOCKET HEAD CAP SCREW
54	4	5/16" WASHER	STANDARD WASHER
55	2	1/4 - 20 UNC x 1.5	HALF DOG SET SCREW
56	2	#10-32 UNF x 0.375"	SOCKET HEAD CAP SCREW
57	2	#10-32 UNF x 0.75	SOCKET HEAD CAP SCREW
58	8	#10 LOCK WASHER	STANDARD LOCK WASHER
59	1	10-32 UNF x 0.25	SET SCREW
60	4	#10-24 UNC x 0.5	SOCKET HEAD CAP SCREW
61	6	#10-24 UNC x 0.5	WHIZ BOLT
62	1	#6-32 UNC X 0.3125	BRASS MACHINE SCREW
63	1	#6 WASHER	STANDARD WASHER

Weight - Pumping Unit: 29.2 lbmass, Gripper: 94.92 lbmass

HOLLISTER-WHITNEY ELEVATOR CO. LLC			
TITLE			
"ROPE GRIPPER" ASSEMBLY			
DRAWN BY LTL		SCALE 1/2.5	
MATERIAL SEE PARTS LIST		REFERENCE TOL. ALL DIMENSIONS REFERENCE UNLESS OTHERWISE SPECIFIED	
SHEET SIZE C		DATE 7/31/2019	
621		SHEET 1 OF 2	



PUMPING UNIT  
SCALE 1 / 4

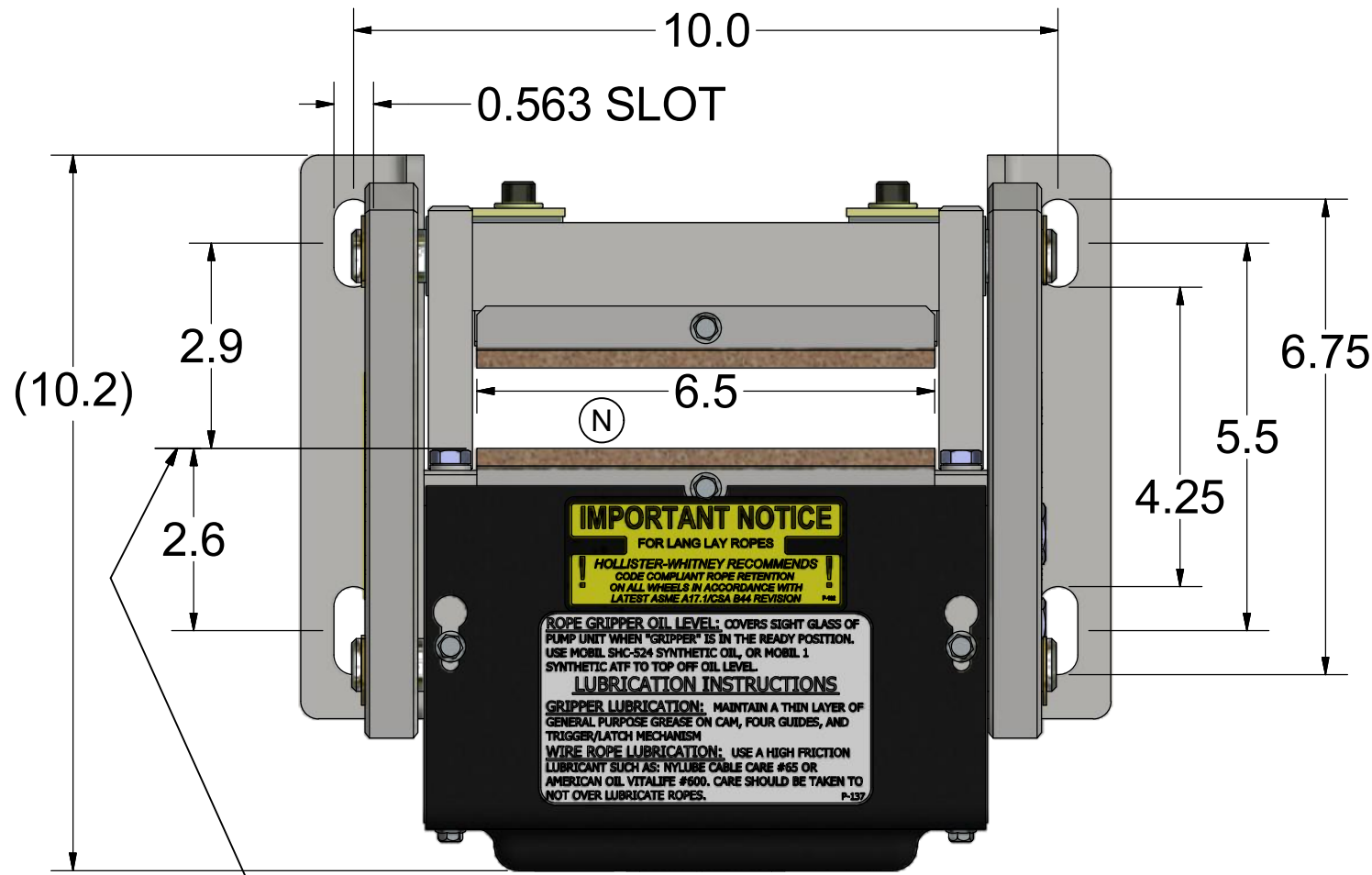
Weight - Pumping Unit: 29.2 lbmass, Gripper: 94.92 lbmass

HOLLISTER-WHITNEY  
ELEVATOR CO. LLC

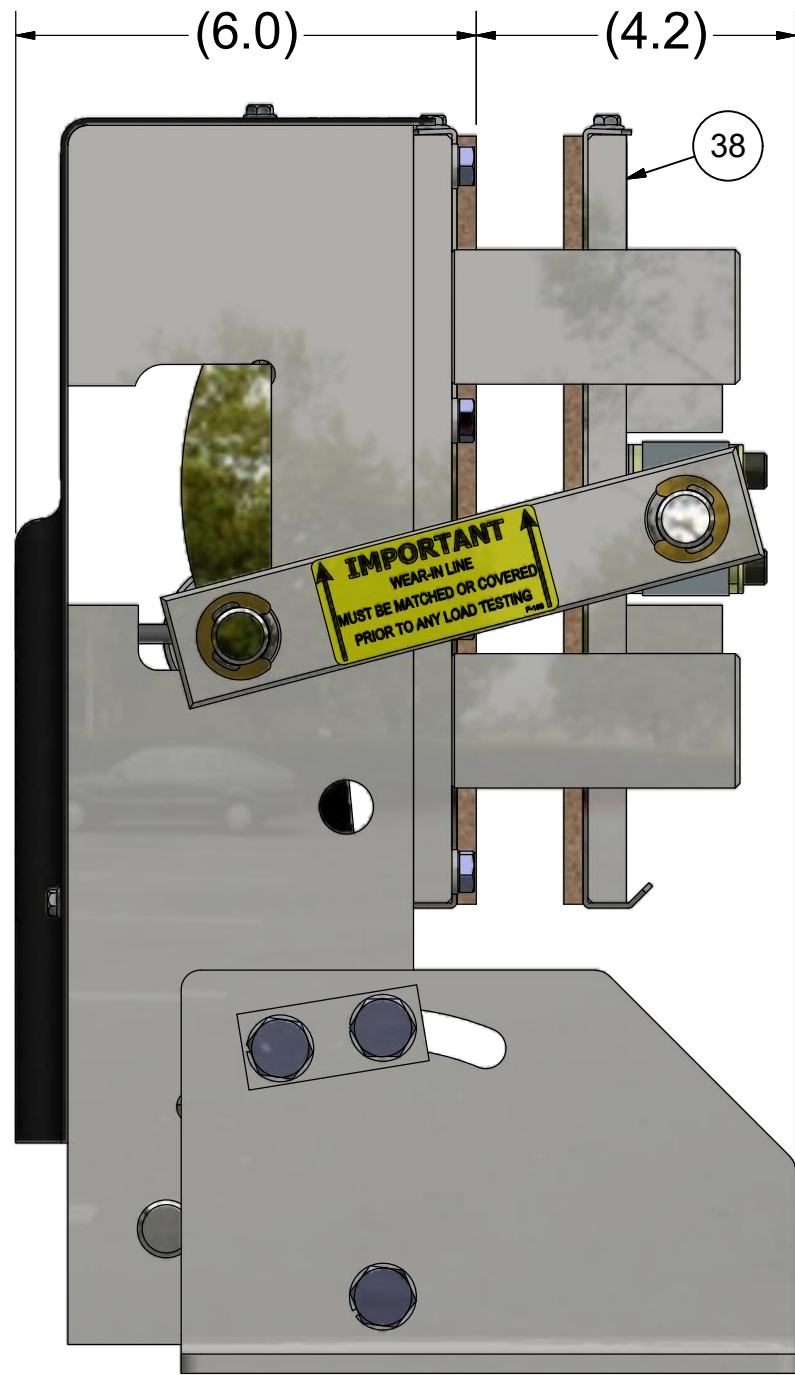

"ROPE GRIPPER" ASSEMBLY

THIS DRAWING IS SUPPLIED AS A REPRESENTATION OF THE EQUIPMENT HOLLISTER-WHITNEY ELEVATOR CO. LLC ("MANUFACTURER") HAS AGREED TO SUPPLY. SLIGHT ADJUSTMENTS MAY OCCUR DURING MANUFACTURING AND INSTALLATION. ANY MODIFICATIONS NOT APPROVED IN WRITING BY MANUFACTURER MAY AFFECT OPERATION, VOIDS ANY WARRANTY AND RELEASES MANUFACTURER OF ALL LIABILITY. THIS DOCUMENT CONTAINS CONFIDENTIAL AND PROPRIETARY INFORMATION THAT CANNOT BE REPRODUCED OR DIVULGED, IN WHOLE OR IN PART, WITHOUT WRITTEN AUTHORIZATION FROM THE MANUFACTURER.				THIRD ANGLE PROJECTION		DRAWN BY LTL	SCALE 1/4	MATERIAL SEE PARTS LIST	REFERENCE TOL. ALL DIMENSIONS REFERENCE UNLESS OTHERWISE SPECIFIED
						SHEET SIZE C	DATE 7/31/2019	621 SHEET 2 OF 2	

SEE PREVIOUS PAGE  
FOR REVISIONS



PAD POSITION REFERENCE;  
CENTERLINE OF ROPE WILL  
VARY WITH ROPE SIZE

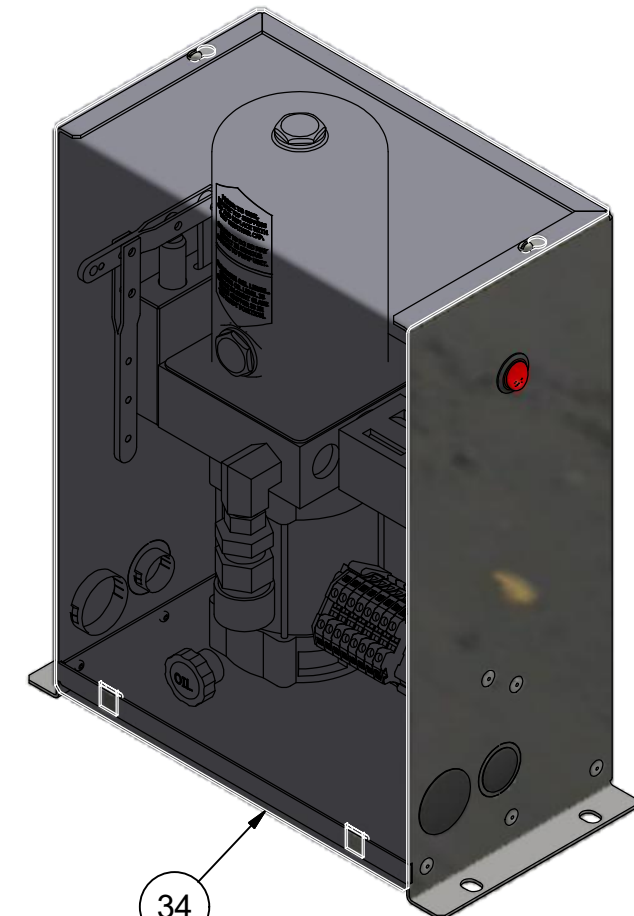
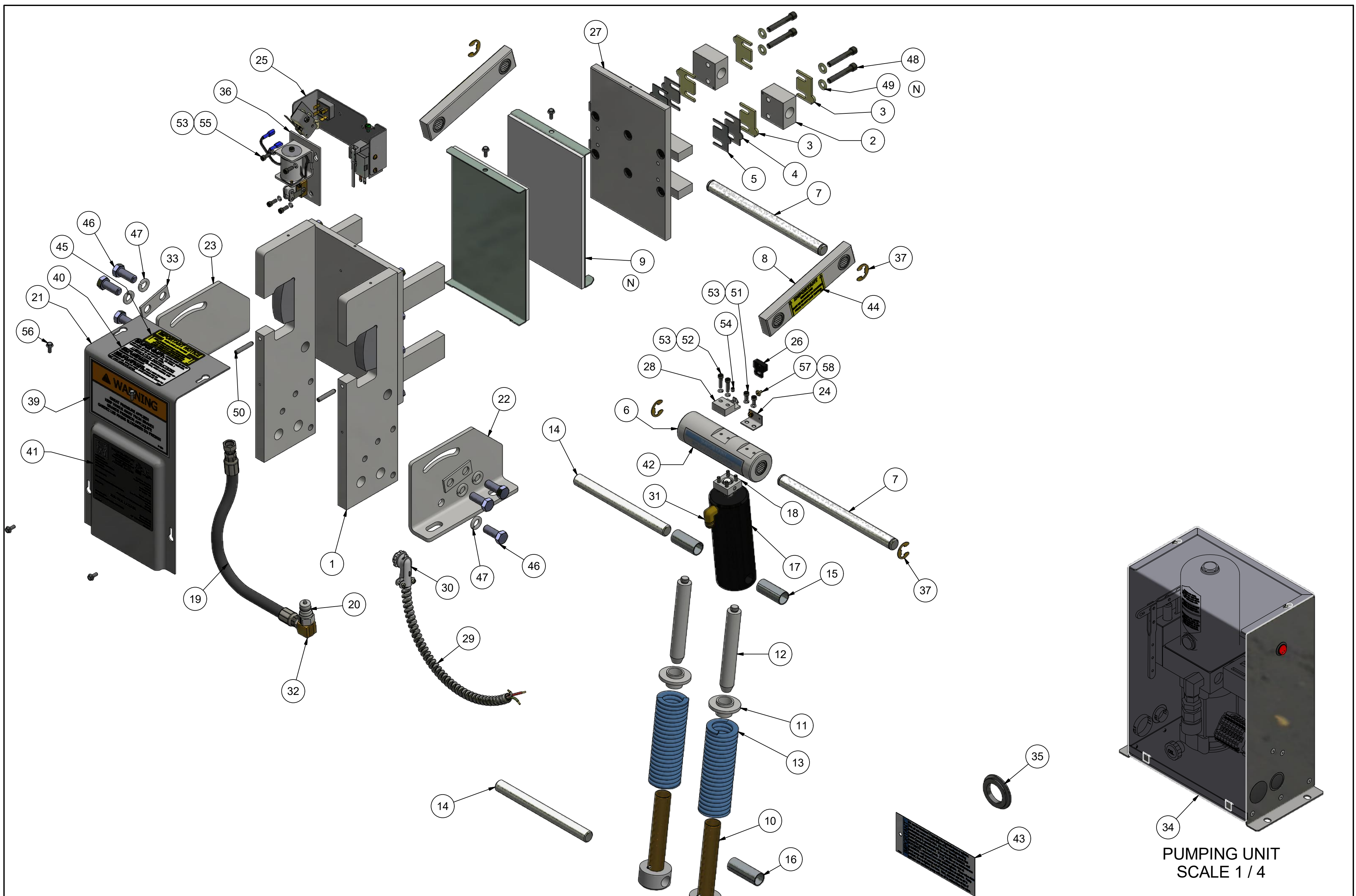


**NOTE:**  
1. QTY LISTED FOR ITEMS 3, 4 & 5 ARE STANDARD. ACTUAL QTY MAY VARY WITH ROPE DIAMETER.  
2. REFERENCE DIMENSIONS SHOWN TO AID IN SETUP AND INSTALL

ITEM	QTY	PART NUMBER	DESCRIPTION
1	1	622-003	STATIONARY SHOE ASSEMBLY
2	2	620-007	SHAFT SUPPORT BLOCK
3	4	620-008	SPACER (11 GA.) - LINING WEAR
4	2	620-008-1	SPACER (16 GA.) - LINING WEAR
5	2	620-008-2	SPACER (22 GA.) - LINING WEAR
6	1	622-015	TUBING ASSEMBLY
7	2	622-018	SHAFT - ROTATING & NON-ROTATING
8	2	600-020	CONNECTING ARM ASSEMBLY
9	2	622-022	LINING ASSEMBLY
10	2	600-025	LOWER SPRING GUIDE ASSEMBLY
11	2	600-027	UPPER SPRING SUPPORT
12	2	600-029	GUIDE - UPPER SPRING SUPPORT
13	2	600-030	SPRING (BLUE) - STANDARD DUTY
14	2	622-031	SHAFT
15	2	601-032	TUBING - SPACER
16	1	622-033	TUBING - SPACER
17	1	600-035	CYLINDER ASSEMBLY
18	1	622-036	HYDRAULIC CYLINDER PIVOT BRACKET ASSEMBLY
19	1	620-037	HYDRAULIC HOSE - STANDARD 27" LENGTH
20	1	620-038	HYDRAULIC HOSE - "L" = LENGTH IN FEET (30' MAX)
21	1	622-040	QUICK CONNECT FITTING
22	1	622-041 R	COVER - 622 ROPE GRIPPER
23	1	600-041 L	ANGLE, RIGHT HAND - MOUNTING
24	1	600-051	ANGLE, LEFT HAND - MOUNTING
25	1	622-064-1	ACTUATING ANGLE w/SCREWS
26	1	622-064-2	SWITCH ASS'Y, LEAD LENGTHS = 10'
27	1	622-064-3	SWITCH ASS'Y, LEAD LENGTHS = 24'
28	1	622-064-3	SWITCH ASS'Y, LEAD LENGTHS = 18'
29	1	618-067	CONTACT PLATE ASSEMBLY
30	1	622-072	MOVABLE SHOE ASSEMBLY
31	1	601-078	LATCH
32	1	600-081-1	CONDUIT - FLEXIBLE (1/2"), LENGTH TO MATCH 622-064
33	1	600-081-2	CONDUIT - FLEXIBLE (1/2"), LENGTH TO MATCH 622-064
34	1	600-081-3	CONDUIT - FLEXIBLE (1/2"), LENGTH TO MATCH 622-064
35	1	600-082	801-DC2 90° ANGLE BOX CONNECTOR
36	1	610-087	PARKER #149F-6-4 MALE ELBOW
37	1	610-091	3-8 x 3-8 NPT STREET 90 DEG. ELBOW
38	2	600-095	WASHER - DOUBLE BOLT
39	1	620-100	PUMPING UNIT
40	1	622-207	HOSE GROMMET
41	1	620-607	SOLENOID LOCKING UNIT
42	4	90-033	E-CLIP, #X5133-74
43	1	P-133	ROPE GRIPPER WARNING LABEL - MEDIUM
44	1	P-134	ROPE GRIPPER WARNING LABEL - LARGE
45	1	P-137	GRIPPER LUBE INST. STICKER
46	1	P-135	622 ROPE GRIPPER LABEL
47	1	P-141	IMPORTANT LABEL - APPLIED TO TUBING
48	1	P-144-2	AIR BLEED LABEL
49	2	P-186	ROPE GRIPPER WEAR-IN LINE STICKER
50	1	P-192	IMPORTANT NOTICE - LANG LAY ROPES, ROPE GRIPPER
51	6	1/2 - 13 UNC x 1.25"	HEX HEAD BOLT
52	6	1/2 LOCK WASHER	STANDARD LOCK WASHER
53	4	5/16 - 18 UNC x 2.0	SOCKET HEAD CAP SCREW
54	4	5/16" WASHER	STANDARD WASHER
55	2	1/4 - 20 UNC x 1.5	HALF DOG SET SCREW
56	2	#10-32 UNF x 0.375"	SOCKET HEAD CAP SCREW
57	2	#10-32 UNF x 0.75	SOCKET HEAD CAP SCREW
58	8	#10 LOCK WASHER	STANDARD LOCK WASHER
59	1	10-32 UNF x 0.25	SET SCREW
60	4	#10-24 UNC x 0.5	SOCKET HEAD CAP SCREW
61	6	#10-24 UNC x 0.5	WHIZ BOLT
62	1	#6-32 UNCX0.3125	BRASS MACHINE SCREW
63	1	#6 WASHER	STANDARD WASHER

Weight - Pumping Unit: 29.2 lbmass, Gripper: 91.82 lbmass

HOLLISTER-WHITNEY ELEVATOR CO. LLC				ROPE GRIPPER ASSEMBLY			
N 622-022 WAS 600-022, 6.5 WAS 6", 5/16" WASHERS WAS LOCK, PUR #1087				LTL 7/19/19			
THIS DRAWING IS SUPPLIED AS A REPRESENTATION OF THE EQUIPMENT HOLLISTER-WHITNEY ELEVATOR CO. LLC ("MANUFACTURER") HAS AGREED TO SUPPLY. SLIGHT ADJUSTMENTS MAY OCCUR DURING MANUFACTURING AND INSTALLATION. ANY MODIFICATIONS NOT APPROVED IN WRITING BY MANUFACTURER MAY AFFECT OPERATION, Voids ANY WARRANTY AND RELEASES MANUFACTURER OF ALL LIABILITY.				THIRD ANGLE PROJECTION			
THIS DOCUMENT CONTAINS CONFIDENTIAL AND PROPRIETARY INFORMATION THAT CANNOT BE REPRODUCED OR DIVULGED, IN WHOLE OR IN PART, WITHOUT WRITTEN AUTHORIZATION FROM THE MANUFACTURER.				DRAWN BY BLG			
				SCALE 1/2.5			
				MATERIAL SEE PARTS LIST			
				REFERENCE TOL. ALL DIMENSIONS REFERENCE UNLESS OTHERWISE SPECIFIED			
				SHEET SIZE C			
				DATE 3/25/2013			
				622 SHEET 1 OF 2			



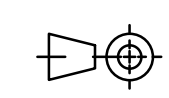
**PUMPING UNIT**  
SCALE 1 / 4

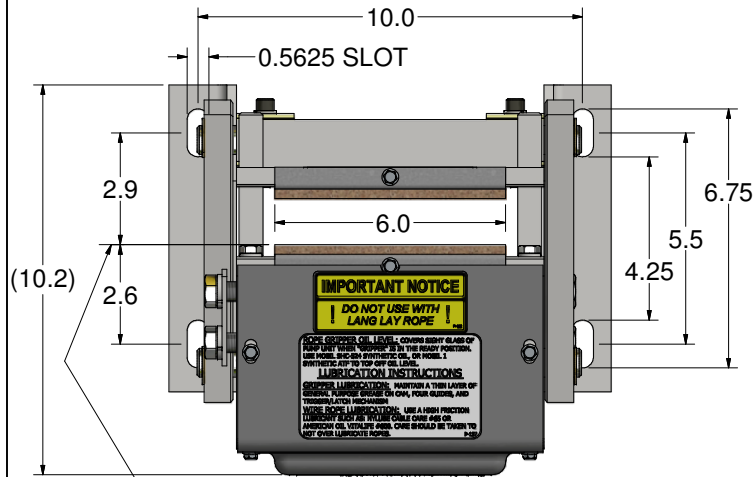
Weight - Pumping Unit: 29.2 lbmass, Gripper: 91.82 lbmass

SEE PREVIOUS PAGE  
FOR REVISIONS

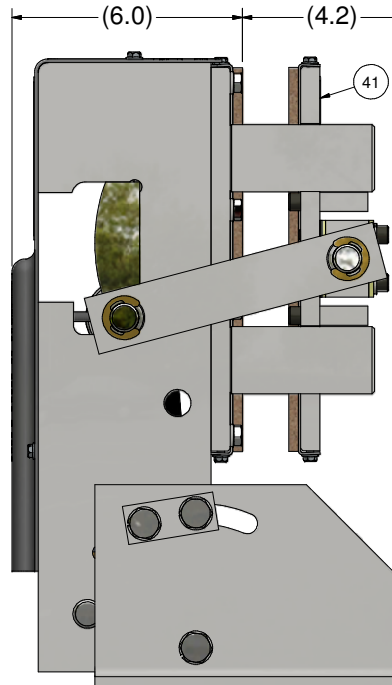
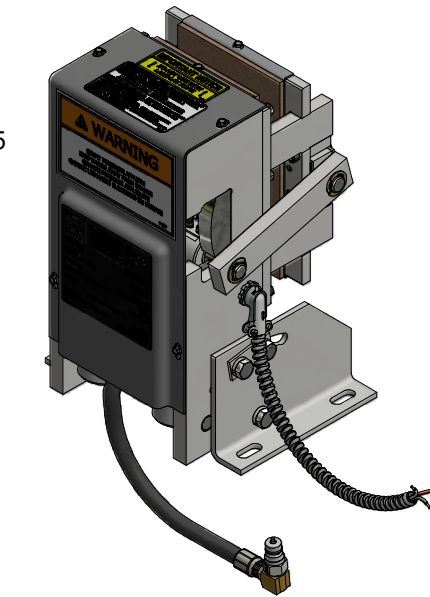

						HOLLISTER-WHITNEY ELEVATOR CO. LLC			
						TITLE			
						ROPE GRIPPER ASSEMBLY			
THIS DRAWING IS SUPPLIED AS A REPRESENTATION OF THE EQUIPMENT HOLLISTER-WHITNEY ELEVATOR CO. LLC ("MANUFACTURER") HAS AGREED TO SUPPLY. SLIGHT ADJUSTMENTS MAY OCCUR DURING MANUFACTURING AND INSTALLATION. ANY MODIFICATIONS NOT APPROVED IN WRITING BY MANUFACTURER MAY AFFECT OPERATION, VOIDS ANY WARRANTY AND RELEASES MANUFACTURER OF ALL LIABILITY. THIS DOCUMENT CONTAINS CONFIDENTIAL AND PROPRIETARY INFORMATION THAT CANNOT BE REPRODUCED OR DIVULGED, IN WHOLE OR IN PART, WITHOUT WRITTEN AUTHORIZATION FROM THE MANUFACTURER.						DRAWN BY BLG	SCALE 1/4	MATERIAL SEE PARTS LIST	REFERENCE TOL. ALL DIMENSIONS REFERENCE UNLESS OTHERWISE SPECIFIED
						SHEET SIZE C		DATE 3/25/2013	622 SHEET 2 OF 2

THIRD ANGLE PROJECTION





PAD POSITION REFERENCE;  
CENTERLINE OF ROPE WILL  
VARY WITH ROPE SIZE



Parts List			
ITEM	QTY	PART NUMBER	DESCRIPTION
1	1	622-002	MOVABLE SHOE ASSEMBLY
2	1	622-003	STATIONARY SHOE ASSEMBLY
3	2	600-007	BLOCK - SHAFT SUPPORT
4		600-008	SPACER - LINING WEAR (0.125)
5		600-008-1	SPACER - LINING WEAR (0.063)
6		600-008-2	SPACER - LINING WEAR (0.028)
7	1	622-015	TUBING ASSEMBLY
8	2	622-018	SHAFT - ROTATING & NON-ROTATING
9	2	600-020	CONNECTING ARM ASSEMBLY
10	2	600-022	LINING ASSEMBLY
11	2	600-025	LOWER SPRING GUIDE ASSEMBLY
12	2	600-027	UPPER SUPPORT - SPRING
13	2	600-029	GUIDE - UPPER SPRING SUPPORT
14	2	600-030	SPRING
15	2	622-031	SHAFT
16	2	601-032	TUBING - SPACER
17	1	622-033	TUBING - SPACER
19.1	1	600-035	CYLINDER - HYDRAULIC
19.2	1	622-036	PIVOT BRACKET ASSEMBLY
19.3	1	610-087	PARKER #149F-6-4 MALE ELBOW
20	1	622-040 P	COVER - 622 ROPE GRIPPER
21	1	600-041 R	ANGLE, RIGHT HAND - MOUNTING
22	1	600-041 L	ANGLE, LEFT HAND - MOUNTING
23	1	622-050	MICROSWITCH/SOLENOID ASSEMBLY
24	1	600-051	ACTUATING ANGLE w/SCREWS
25	1	601-078	LATCH
26	2	600-095	WASHER - DOUBLE BOLT
27	4	90-033	E-CLIP, #X5133-74
28	1	RG-0003N	SOLENOID LOCKING UNIT
29	1	207-077	3/8" 90° BOX CONNECTOR
30	1	600-081	CONDUIT - FLEXIBLE (1/2")
31	1	620-037	HOSE
32	1	610-091	STREET ELBOW - 90 deg.
33	1	620-038	COUPLING - QUICK DISCONNECT
38	1	620-100	PUMPING UNIT
41	1	P-133	ROPE GRIPPER WARNING LABEL - MEDIUM
42	1	P-134	ROPE GRIPPER WARNING LABEL - LARGE
43	1	P-137	GRIPPER LUBE INST. STICKER
44	1	P-135	622 ROPE GRIPPER LABEL
45	1	P-141	IMPORTANT LABEL - APPLIED TO TUBING
46	6	1/2 - 13 UNC x 1.25	HEX HEAD CAP SCREW
47	6	1/2 LOCK WASHER	STANDARD LOCK WASHER
48	4	5/16 - 18 UNC x 2.0	SOCKET HEAD CAP SCREW
49	4	5/16 WASHER	STANDARD LOCK
50	2	#10-32 UNF x 0.375	SOCKET HEAD CAP SCREW
51	2	#10-32 UNF x 0.75	SOCKET HEAD CAP SCREW
52	8	#10 LOCK WASHER	STANDARD LOCK WASHER
53	1	10-32 UNF x 0.25	SET SCREW
54	2	1/4 - 20 UNC x 1.5	HALF DOG SET SCREW
55	4	#10-24 UNC x 0.5	SOCKET HEAD CAP SCREW
56	8	#10-24 UNC x 0.5	WHIZ BOLT
57	1	P-192	IMPORTANT NOTICE - LANG LAY ROPES, ROPE GRIPPER

**NOTE:**

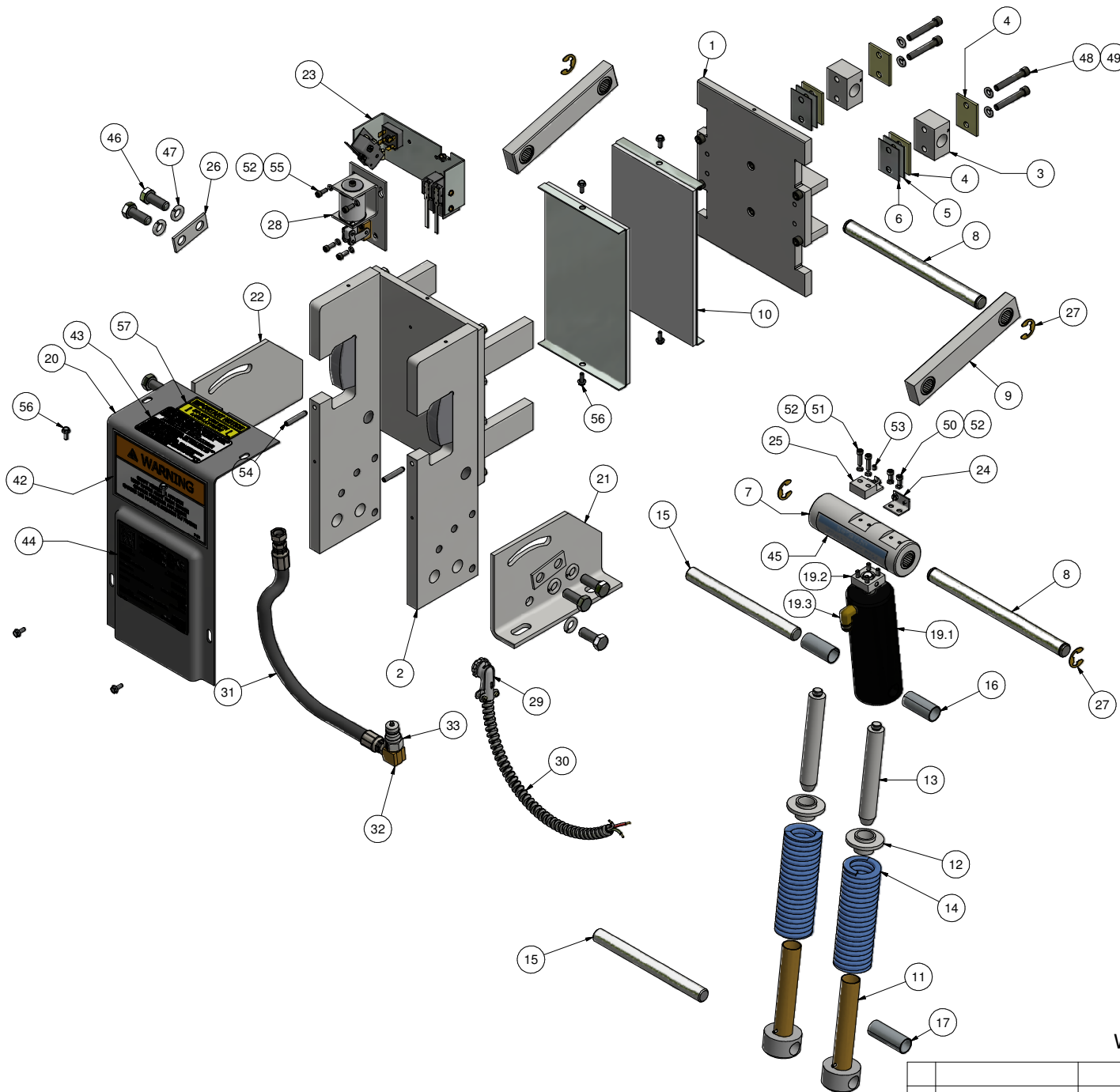
QTY FOR ITEMS 4, 5 & 6 ARE AS NEEDED PER ROPE THICKNESS USED.

ALL DIMENSIONS NOMINAL UNLESS OTHERWISE NOTED.  
REFERENCE DIMENSIONS SHOWN TO AID IN SETUP AND INSTALL.

Weight - Pumping Unit: 29.2 lbmass

Weight - Rope Gripper: 90.27 lbmass

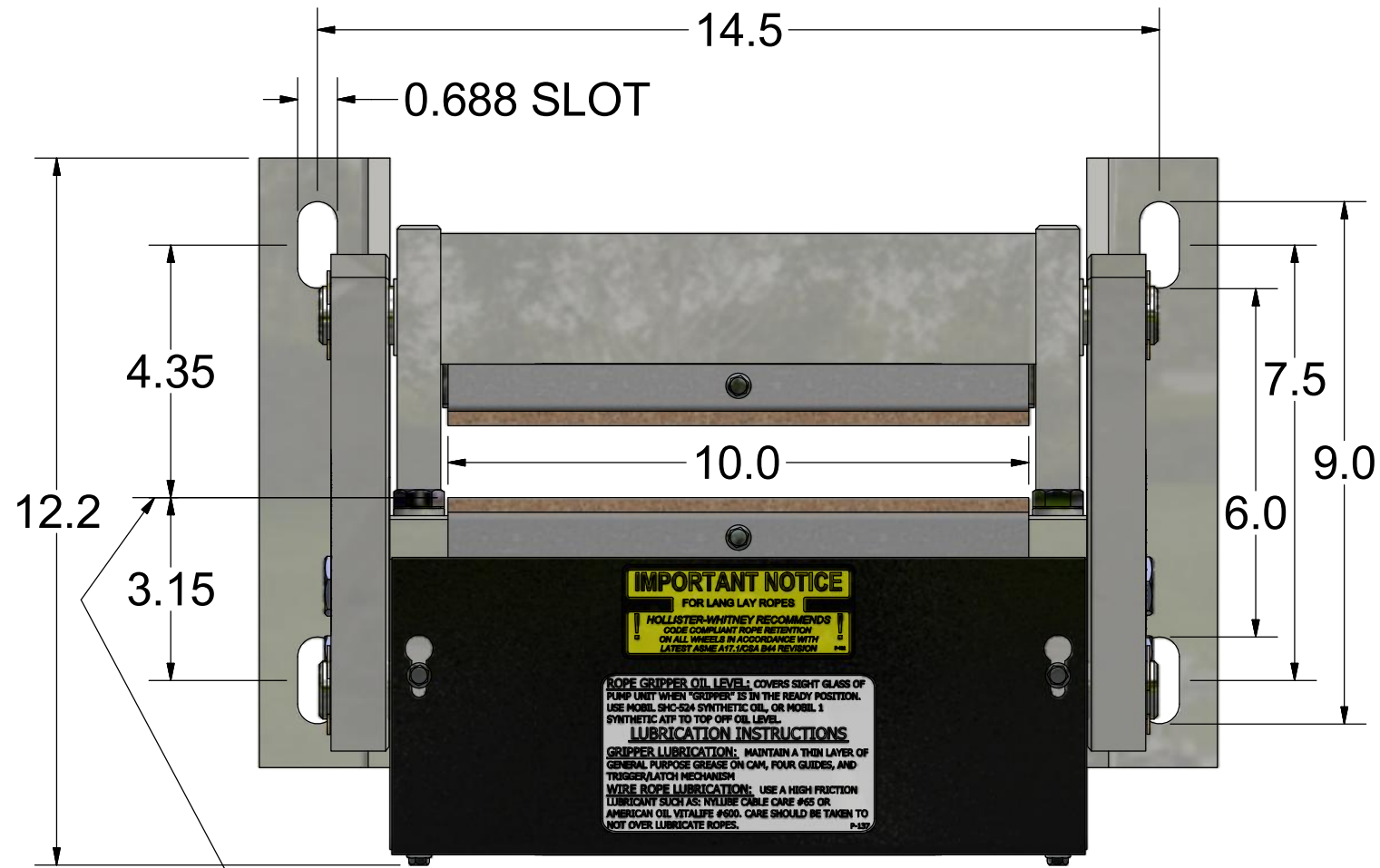
F ADD PAD POSITION REFERENCE DIM, PUR #798		LTL 10/5/16	HOLLISTER-WHITNEY ELEVATOR CO.	
E COIL PIN CORRECTED, PUR #622		LTL 11/5/13		
D REDRAW, PUR #594		BLG 6/7/13	TITLE "ROPE GRIPPER" ASSEMBLY	
C PUR #426 - REVISE PART NUMBERS		BDM 8/24/10		
B PUR #383		1/15/09	DRAWN BY SCALE MATERIAL SEE PARTS LIST	
A PUR #359		1/2/07		
G ADD STICKER P-192, PUR #838		LTL 2/9/17	SHEET SIZE C	
			DATE 5/20/2004	
			DIMENSIONAL TOL. 1 PLACE ±0.01, 2 PLACE ±0.005 3&4 PLACE ±0.001, ANGLES ±0.1° REF., OPEN, (NOMINAL) ± 0.0156	
			622	





Weight - Pumping Unit: 29.2 lbmass  
 Weight - Rope Gripper: 90.27 lbmass

SEE PREVIOUS PAGE  
 FOR REVISIONS

HOLLISTER-WHITNEY			
ELEVATOR CO.			
TITLE			
"ROPE GRIPPER" ASSEMBLY			
DRAWN BY	SCALE	MATERIAL	DIMENSIONAL TOL.
LTL	N/A	SEE PARTS LIST	1 PLACE ±0.01, 2 PLACE ±0.005 3&4 PLACE ±0.001, ANGLES ±0.1° REF., OPEN, (NOMINAL) ± 0.0150
SHEET SIZE	C	DATE	5/20/2004
			622



PAD POSITION REFERENCE;  
CENTERLINE OF ROPE WILL  
VARY WITH ROPE SIZE



**NOTE:**

- QTY LISTED FOR ITEMS 3, 4 & 5 ARE STANDARD. ACTUAL QTY MAY VARY WITH ROPE DIAMETER.
- REFERENCE DIMENSIONS SHOWN TO AID IN SETUP AND INSTALL

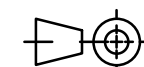
ITEM	QTY	PART NUMBER	DESCRIPTION
1	1	624-003	STATIONARY SHOE ASSEMBLY
2	2	624-007	SHAFT SUPPORT BLOCK
3	4	624-008	SPACER (11 GA.) - LINING WEAR
4	2	624-008-1	SPACER (16 GA.) - LINING WEAR
5	2	624-008-2	SPACER (22 GA.) - LINING WEAR
6	1	624-015	TUBING ASSEMBLY
7	2	626-018	SHAFT - ROTATING & NON-ROTATING
8	2	610-020	CONNECTING ARM ASSEMBLY
9	2	610-022	LINING ASSEMBLY
10	2	600-025	LOWER SPRING GUIDE ASSEMBLY
11	2	600-027	UPPER SPRING SUPPORT
12	2	600-029	GUIDE - UPPER SPRING SUPPORT
13	2	600-030	SPRING
14	2	626-031	SHAFT
15	2	624-032	TUBING - SPACER
16	1	624-033	TUBING - SPACER
17	1	600-035	CYLINDER ASSEMBLY
18	1	622-036	HYDRAULIC CYLINDER PIVOT BRACKET ASSEMBLY
19	1	620-037	HYDRAULIC HOSE - STANDARD 27" LENGTH
		620-037- "L"	HYDRAULIC HOSE - "L" = LENGTH IN FEET (30' MAX)
20	1	620-038	QUICK CONNECT FITTING
21	1	626-040	COVER - 624 & 626 ROPE GRIPPER
22	1	610-041 R	ANGLE, R.H. - MOUNTING
23	1	610-041 L	ANGLE, L.H. - MOUNTING
24	1	600-051	ACTUATING ANGLE w/SCREWS
25	1	622-064-1	SWITCH ASS'Y, LEAD LENGTHS = 10'
		622-064-2	SWITCH ASS'Y, LEAD LENGTHS = 24'
		622-064-3	SWITCH ASS'Y, LEAD LENGTHS = 18'
26	1	618-067	CONTACT PLATE ASSEMBLY
27	1	624-072	MOVABLE SHOE ASSEMBLY
28	1	601-078	LATCH
29	1	600-081-1	CONDUIT - FLEXIBLE (1/2"), LENGTH TO MATCH 622-064
		600-081-2	
		600-081-3	
30	1	600-082	801-DC2 90° ANGLE BOX CONNECTOR
31	4	610-085	E-CLIP (TRUARC) X5133-98
32	1	610-087	PARKER #149F-6-4 MALE ELBOW
33	1	610-091	3-8 x 3-8 NPT STREET 90 DEG. ELBOW
34	2	610-095	WASHER - DOUBLE BOLT
35	1	620-100	PUMPING UNIT
36	1	622-207	HOSE GROMMET
37	1	620-607	SOLENOID LOCKING UNIT
38	1	P-133	ROPE GRIPPER WARNING LABEL - MEDIUM
39	2	P-134	ROPE GRIPPER WARNING LABEL - LARGE
40	1	P-137	GRIPPER LUBE INST. STICKER
41	1	P-141	IMPORTANT LABEL - APPLIED TO TUBING
42	1	P-142	624 ROPE GRIPPER LABEL
43	1	P-144-2	AIR BLEED LABEL
44	2	P-186	ROPE GRIPPER WEAR-IN LINE STICKER
45	1	P-192	IMPORTANT NOTICE - LANG LAY ROPES, ROPE GRIPPER
46	6	5/8" - 11 UNC x 1 1/2"	HEX CAP SCREW
47	6	5/8 WASHER	STANDARD LOCK
48	4	5/16 - 18 UNC x 2.25	SOCKET HEAD CAP SCREW
49	4	5/16" WASHER	STANDARD WASHER
50	2	#10-32 UNF x 0.75	SOCKET HEAD CAP SCREW
51	2	#10-32 UNF x 0.375"	SOCKET HEAD CAP SCREW
52	8	#10 LOCK WASHER	STANDARD LOCK WASHER
53	1	10-32 UNF x 0.25	SET SCREW
54	2	1/4 - 20 UNC x 1.5	HALF DOG SET SCREW
55	4	#10-24 UNC x 0.5	SOCKET HEAD CAP SCREW
56	8	#10-24 UNC x 0.5	WHIZ BOLT
57	1	#6-32 UNC X 0.3125	BRASS MACHINE SCREW
58	1	#6 WASHER	STANDARD WASHER

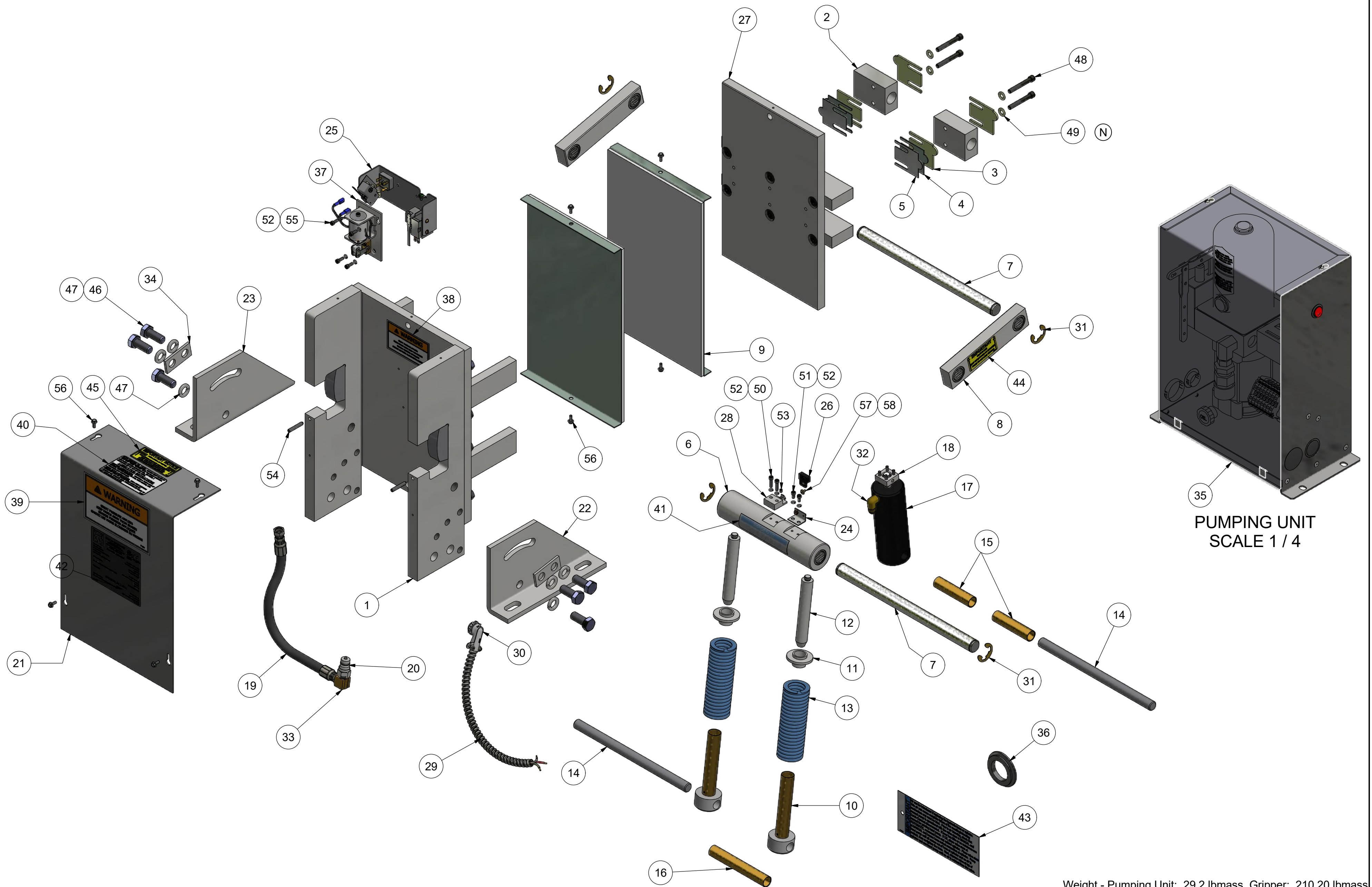
Weight - Pumping Unit: 29.2 lbmass, Gripper: 210.20 lbmass

HOLLISTER-WHITNEY ELEVATOR CO. LLC			
TITLE			
"ROPE GRIPPER" ASSEMBLY			
DRAWN BY LTL		SCALE 1 / 3	
MATERIAL SEE PARTS LIST		REFERENCE TOL. ALL DIMENSIONS REFERENCE UNLESS OTHERWISE SPECIFIED	
SHEET SIZE C		DATE 10/12/2006	
624		SHEET 1 OF 2	

THIS DRAWING IS SUPPLIED AS A REPRESENTATION OF THE EQUIPMENT  
HOLLISTER-WHITNEY ELEVATOR CO. LLC ("MANUFACTURER") HAS AGREED TO  
SUPPLY. SLIGHT ADJUSTMENTS MAY OCCUR DURING MANUFACTURING AND  
INSTALLATION. ANY MODIFICATIONS NOT APPROVED IN WRITING BY  
MANUFACTURER MAY AFFECT OPERATION, VOIDS ANY WARRANTY AND  
RELEASES MANUFACTURER OF ALL LIABILITY.  
THIS DOCUMENT CONTAINS CONFIDENTIAL AND PROPRIETARY INFORMATION  
THAT CANNOT BE REPRODUCED OR DIVULGED, IN WHOLE OR IN PART, WITHOUT  
WRITTEN AUTHORIZATION FROM THE MANUFACTURER.

THIRD ANGLE PROJECTION





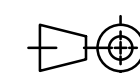
PUMPING UNIT  
SCALE 1 / 4

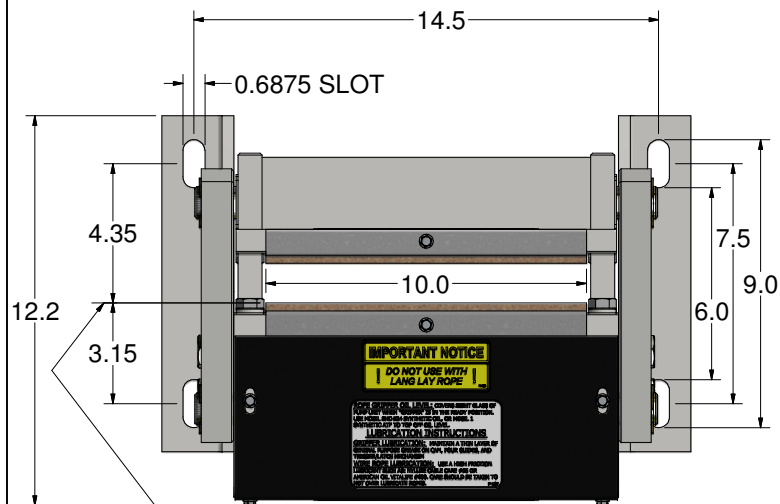
Weight - Pumping Unit: 29.2 lbmass, Gripper: 210.20 lbmass

SEE PREVIOUS PAGE  
FOR REVISIONS

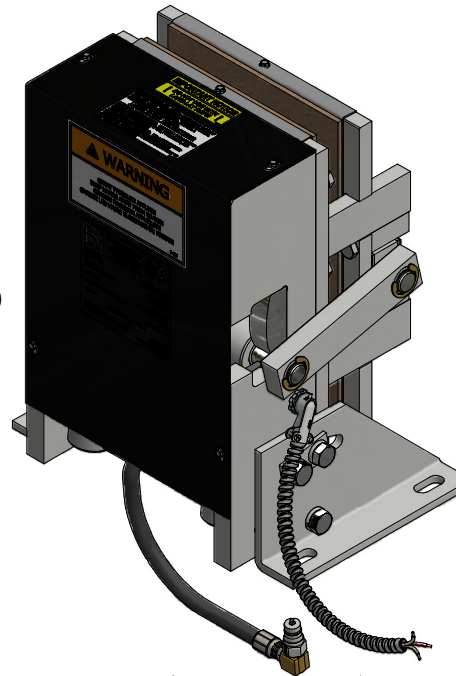
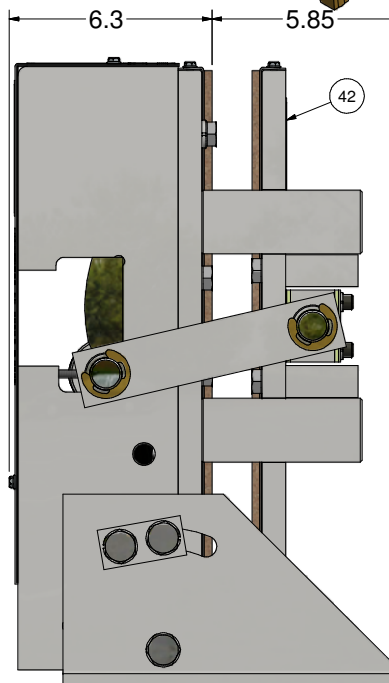
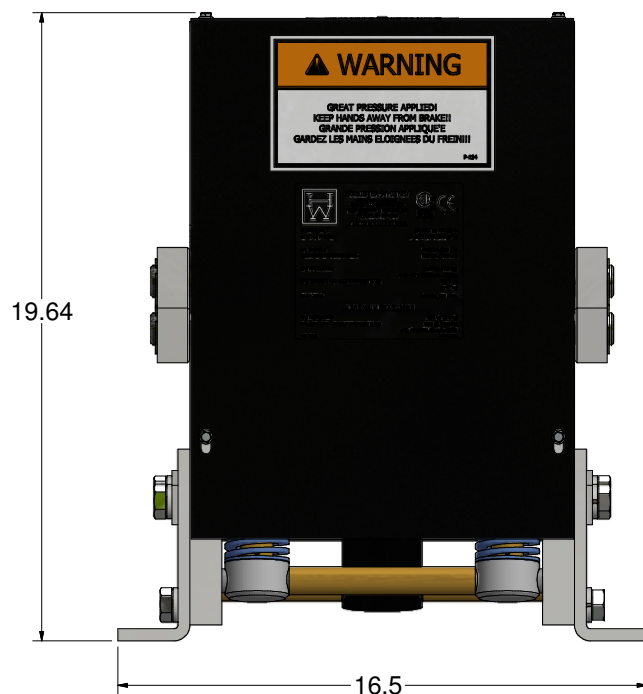
						HOLLISTER-WHITNEY ELEVATOR CO. LLC			
						TITLE			
						"ROPE GRIPPER" ASSEMBLY			
THIS DRAWING IS SUPPLIED AS A REPRESENTATION OF THE EQUIPMENT HOLLISTER-WHITNEY ELEVATOR CO. LLC ("MANUFACTURER") HAS AGREED TO SUPPLY. SLIGHT ADJUSTMENTS MAY OCCUR DURING MANUFACTURING AND INSTALLATION. ANY MODIFICATIONS NOT APPROVED IN WRITING BY MANUFACTURER MAY AFFECT OPERATION, VOIDS ANY WARRANTY AND RELEASES MANUFACTURER OF ALL LIABILITY. THIS DOCUMENT CONTAINS CONFIDENTIAL AND PROPRIETARY INFORMATION THAT CANNOT BE REPRODUCED OR DIVULGED, IN WHOLE OR IN PART, WITHOUT WRITTEN AUTHORIZATION FROM THE MANUFACTURER.						DRAWN BY LTL	SCALE 1/5	MATERIAL SEE PARTS LIST	REFERENCE TOL. ALL DIMENSIONS REFERENCE UNLESS OTHERWISE SPECIFIED
						SHEET SIZE C		DATE 10/12/2006	624 SHEET 2 OF 2

THIRD ANGLE PROJECTION





PAD POSITION REFERENCE;  
CENTERLINE OF ROPE WILL  
VARY WITH ROPE SIZE



Parts List			
ITEM	QTY	PART NUMBER	DESCRIPTION
1	1	626-002	MOVABLE SHOE ASSEMBLY
2	1	624-003	STATIONARY SHOE ASSEMBLY
3	2	610-007	SHAFT SUPPORT BLOCK
4		610-008	SPACER - LINING WEAR
5		610-008-1	SPACER (16 Ga) - LINING WEAR
6		610-008-2	SPACER (22 Ga) - LINING WEAR
7	1	624-015	TUBING ASSEMBLY
8	2	626-018	SHAFT - ROTATING & NON-ROTATING
9	2	610-020	CONNECTING ARM ASSEMBLY
10	2	610-022	LINING ASSEMBLY
11	2	600-025	LOWER SPRING GUIDE ASSEMBLY
12	2	600-027	UPPER SUPPORT - SPRING
13	2	600-029	GUIDE - UPPER SPRING SUPPORT
14	2	600-030	SPRING
15	2	626-031	SHAFT
16	2	624-032	TUBING - SPACER
17	1	624-033	TUBING - SPACER
19.1	1	600-035	CYLINDER - HYDRAULIC
19.2	1	622-036	PIVOT BRACKET ASSEMBLY
19.3	1	610-087	PARKER #149F-6-4 MALE ELBOW
20	1	626-040 P	COVER - ROPE GRIPPER
21	1	610-041 R	ANGLE, R.H. - MOUNTING
22	1	610-041 L	ANGLE, L.H. - MOUNTING
23	1	622-050	MICROSWITCH/SOLENOID ASSEMBLY
24	1	600-051	ACTUATING ANGLE w/SCREWS
25	1	601-078	LATCH
26	2	610-095	WASHER - DOUBLE BOLT
27	4	610-085	E-CLIP (TRUARC) X5133-98
28	1	RG-0003N	SOLENOID LOCKING UNIT
29	1	600-082	801-DC2 90° ANGLE BOX CONNECTOR
30	1	600-081	CONDUIT - FLEXIBLE (1/2")
31	1	620-037	HOSE - CYLINDER TO PUMPING UNIT
32	1	610-091	STREET ELBOW 90°
33	1	620-038	COUPLING - QUICK DISCONNECT
38	1	620-100	PUMPING UNIT
41	1	P-133	ROPE GRIPPER WARNING LABEL - MEDIUM
42	2	P-134	ROPE GRIPPER WARNING LABEL - LARGE
43	1	P-137	GRIPPER LUBE INST. STICKER
44	1	P-142	624 ROPE GRIPPER LABEL
45	1	P-141	IMPORTANT LABEL - APPLIED TO TUBING
46	6	5/8-11 UNC X 1.5	HEX HEAD CAP SCREW
47	6	5/8 WASHER	STANDARD LOCK
48	4	5/16 - 18 UNC x 2.25	SOCKET HEAD CAP SCREW
49	4	5/16 WASHER	STANDARD LOCK
50	2	#10-32 UNF x 0.375	SOCKET HEAD CAP SCREW
51	2	#10-32 UNF x 0.75	SOCKET HEAD CAP SCREW
52	8	#10 LOCK WASHER	STANDARD LOCK WASHER
53	1	10-32 UNF x 0.25	SET SCREW
54	2	1/4 - 20 UNC x 1.5	HALF DOG SET SCREW
55	4	#10-24 UNC x 0.5	SOCKET HEAD CAP SCREW
56	8	#10-24 UNC x 0.5	WHIZ BOLT
57	1	P-192	IMPORTANT NOTICE - LANG LAY ROPES, ROPE GRIPPER

**NOTE:**

QTY FOR 4, 5 & 6 ARE AS NEEDED PER ROPE THICKNESS USED

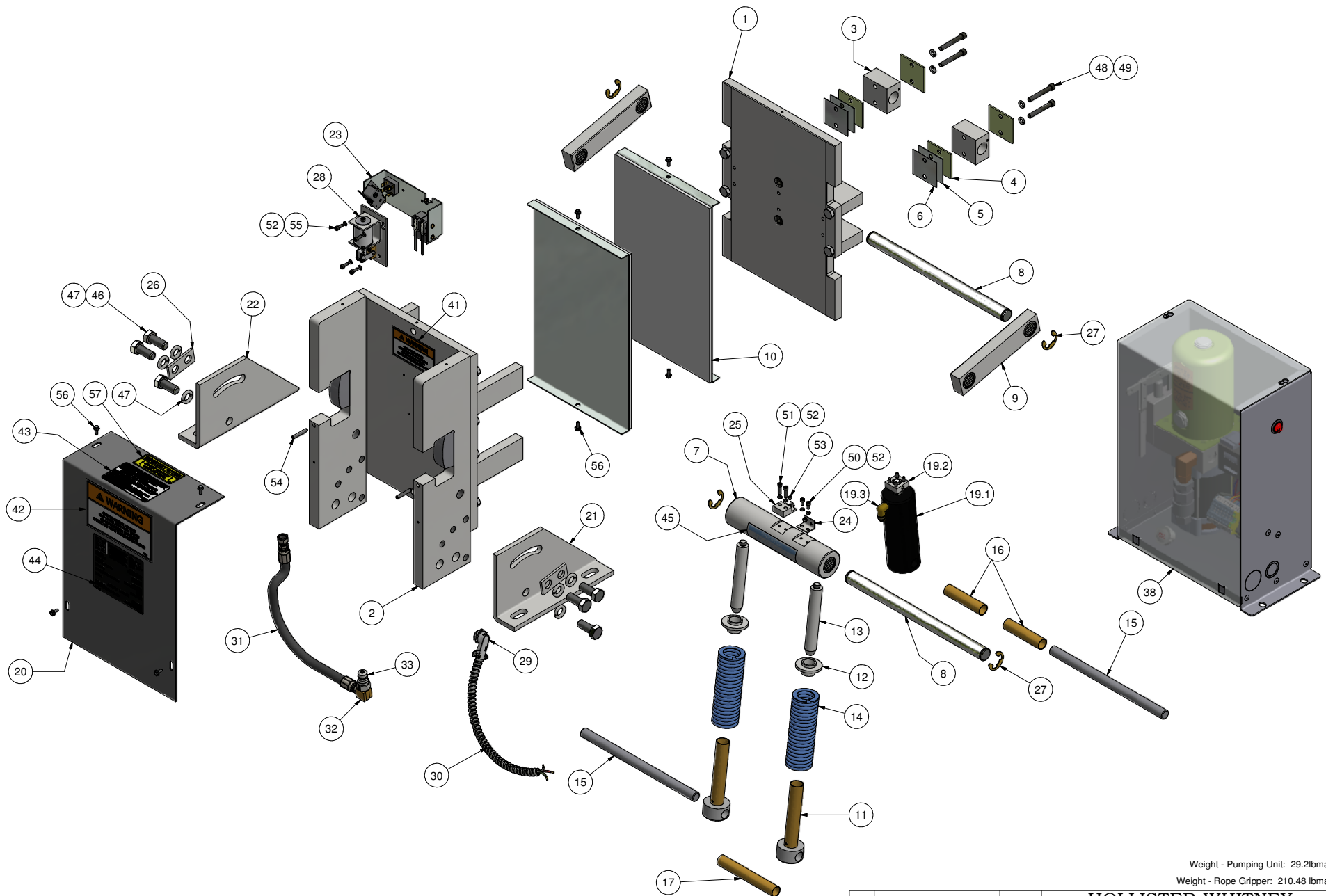
ALL DIMENSIONS NOMINAL UNLESS OTHERWISE NOTED  
REFERENCE DIMENSIONS SHOWN TO AID IN SETUP AND INSTALL

Weight - Pumping Unit: 29.2lbmass

Weight - Rope Gripper: 210.48 lbmass

F ADD PAD POSITION REFERENCE DIM. PUR #798		LTL 10/6/16	HOLLISTER-WHITNEY ELEVATOR CO.	
E COIL P/N CORRECTED, PUR #622		LTL 11/5/13		
D REDRAW, PUR#594		BLG 6/5/13	"ROPE GRIPPER" ASSEMBLY	
C REVISED PART NUMBERS, PUR #426		BDM 8/24/10		
B PUR #383		1/2/07	SEE PARTS LIST	
A PUR #359		1/2/07	DATE 10/12/2006	
G ADD STICKER P-192, PUR #838		LTL 2/9/17	SHEET C	

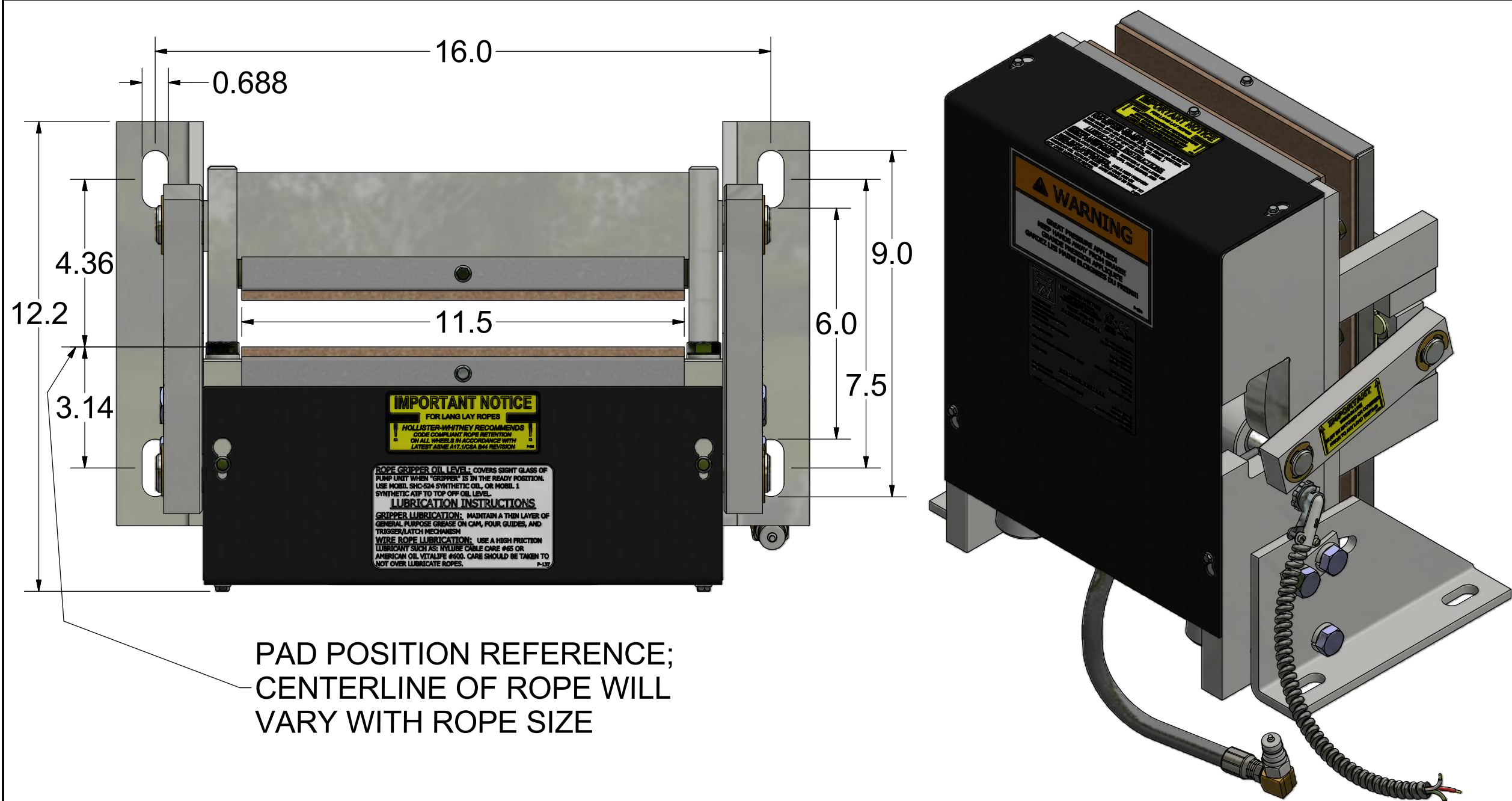
DIMENSIONAL TOL.  
1 PLACE ±0.01 2 PLACE ±0.005  
3 & 4 PLACE ±0.001 ANGLES ±0.1°  
REF., OPEN, (NOMINAL) ±0.0156



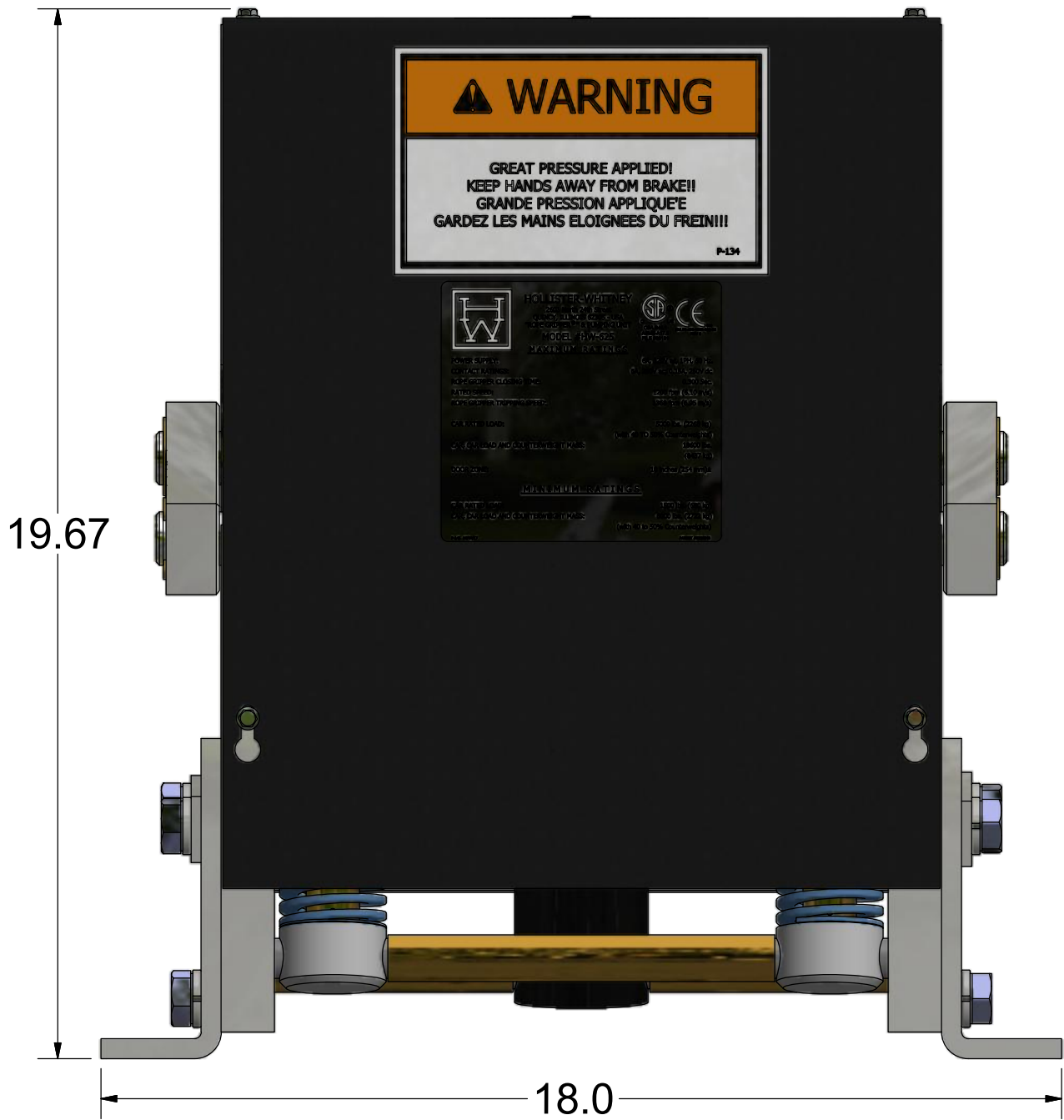
Weight - Pumping Unit: 29.2lbmass  
 Weight - Rope Gripper: 210.48 lbmass

SEE PREVIOUS PAGE  
 FOR REVISIONS

HOLLISTER-WHITNEY			
ELEVATOR CO.			
TITLE			
"ROPE GRIPPER" ASSEMBLY			
DRAWN BY	SCALE	MATERIAL	
LTL	N/A	SEE PARTS LIST	
SHEET SIZE	C	DATE	10/12/2006
DIMENSIONAL TOL.			624
1 PLACE $\pm 0.01$ ; 2 PLACE $\pm 0.005$			
3 & 4 PLACE $\pm 0.001$ ; ANGLES $\pm 0.1^\circ$			
REF., OPEN, (NOMINAL) $\pm 0.0156$			




PAD POSITION REFERENCE;  
CENTERLINE OF ROPE WILL  
VARY WITH ROPE SIZE



NOTE:

- QTY LISTED FOR ITEMS 3, 4 & 5 ARE STANDARD. ACTUAL QTY MAY VARY WITH ROPE DIAMETER.
- REFERENCE DIMENSIONS SHOWN TO AID IN SETUP AND INSTALL



ITEM	QTY	PART NUMBER	DESCRIPTION
1	1	625-003	STATIONARY SHOE ASSEMBLY
2	2	624-007	SHAFT SUPPORT BLOCK
3	4	624-008	SPACER (11 GA.) - LINING WEAR
4	2	624-008-1	SPACER (16 GA.) - LINING WEAR
5	2	624-008-2	SPACER (22 GA.) - LINING WEAR
6	1	625-015	TUBING ASSEMBLY
7	2	610-018	SHAFT - ROTATING & NON-ROTATING
8	2	610-020	CONNECTING ARM ASSEMBLY
9	2	625-022	LINING ASSEMBLY
10	2	600-025	LOWER SPRING GUIDE ASSEMBLY
11	2	600-027	UPPER SPRING SUPPORT
12	2	600-029	GUIDE - UPPER SPRING SUPPORT
13	2	600-030	SPRING
14	2	610-031	SHAFT
15	2	605-032	TUBING - SPACER
16	1	605-033	TUBING - SPACER
17	1	600-035	CYLINDER ASSEMBLY
18	1	622-036	HYDRAULIC CYLINDER PIVOT BRACKET ASSEMBLY
19	1	620-037	HYDRAULIC HOSE - STANDARD 27" LENGTH
		620-037- "L"	HYDRAULIC HOSE - "L" = LENGTH IN FEET (30' MAX)
20	1	620-038	QUICK CONNECT FITTING
21	1	625-040	COVER - 625 ROPE GRIPPER
22	1	610-041 R	ANGLE, R.H. - MOUNTING
23	1	610-041 L	ANGLE, L.H. - MOUNTING
24	1	600-051	ACTUATING ANGLE w/SCREWS
25	1	618-067	CONTACT PLATE ASSEMBLY
26	1	622-064-1	SWITCH ASS'Y, LEAD LENGTHS = 10'
		622-064-2	SWITCH ASS'Y, LEAD LENGTHS = 24'
		622-064-3	SWITCH ASS'Y, LEAD LENGTHS = 18'
27	1	625-072	MOVABLE SHOE ASSEMBLY
28	1	601-078	LATCH
29	1	600-081-1	CONDUIT - FLEXIBLE (1/2"), LENGTH TO MATCH 622-064
		600-081-2	
		600-081-3	
30	1	600-082	801-DC2 90° ANGLE BOX CONNECTOR
31	4	610-085	E-CLIP (TRUARC) X5133-98
32	1	610-087	PARKER #149F-6-4 MALE ELBOW
33	1	610-091	3-8 x 3-8 NPT STREET 90 DEG. ELBOW
34	2	610-095	WASHER - DOUBLE BOLT
35	1	620-100	PUMPING UNIT
36	1	622-207	HOSE GROMMET
37	1	620-607	SOLENOID LOCKING UNIT
38	1	P-133	ROPE GRIPPER WARNING LABEL - MEDIUM
39	2	P-134	ROPE GRIPPER WARNING LABEL - LARGE
40	1	P-137	GRIPPER LUBE INST. STICKER
41	1	P-141	IMPORTANT LABEL - APPLIED TO TUBING
42	1	P-144-2	AIR BLEED LABEL
43	1	P-145	625 ROPE GRIPPER LABEL
44	2	P-186	ROPE GRIPPER WEAR-IN LINE STICKER
45	1	P-192	IMPORTANT NOTICE - LANG LAY ROPES, ROPE GRIPPER
46	6	5/8" - 11 UNC x 1 1/2"	HEX CAP SCREW
47	6	5/8	WASHER
48	4	5/16 - 18 UNC x 2.25	SOCKET HEAD CAP SCREW
49	4	5/16"	WASHER
50	2	1/4 - 20 UNC x 1.5	HALF DOG SET SCREW
51	2	#10-32 UNF x 0.75	SOCKET HEAD CAP SCREW
52	2	#10-32 UNF x 0.375"	SOCKET HEAD CAP SCREW
53	8	#10	LOCK WASHER
54	1	10-32 UNF x 0.25	SET SCREW
55	4	#10-24 UNC x 0.5	SOCKET HEAD CAP SCREW
56	8	#10-24 UNC x 0.5	WHIZ BOLT
57	1	#6-32 UNC X 0.3125	BRASS MACHINE SCREW
58	1	#6	WASHER

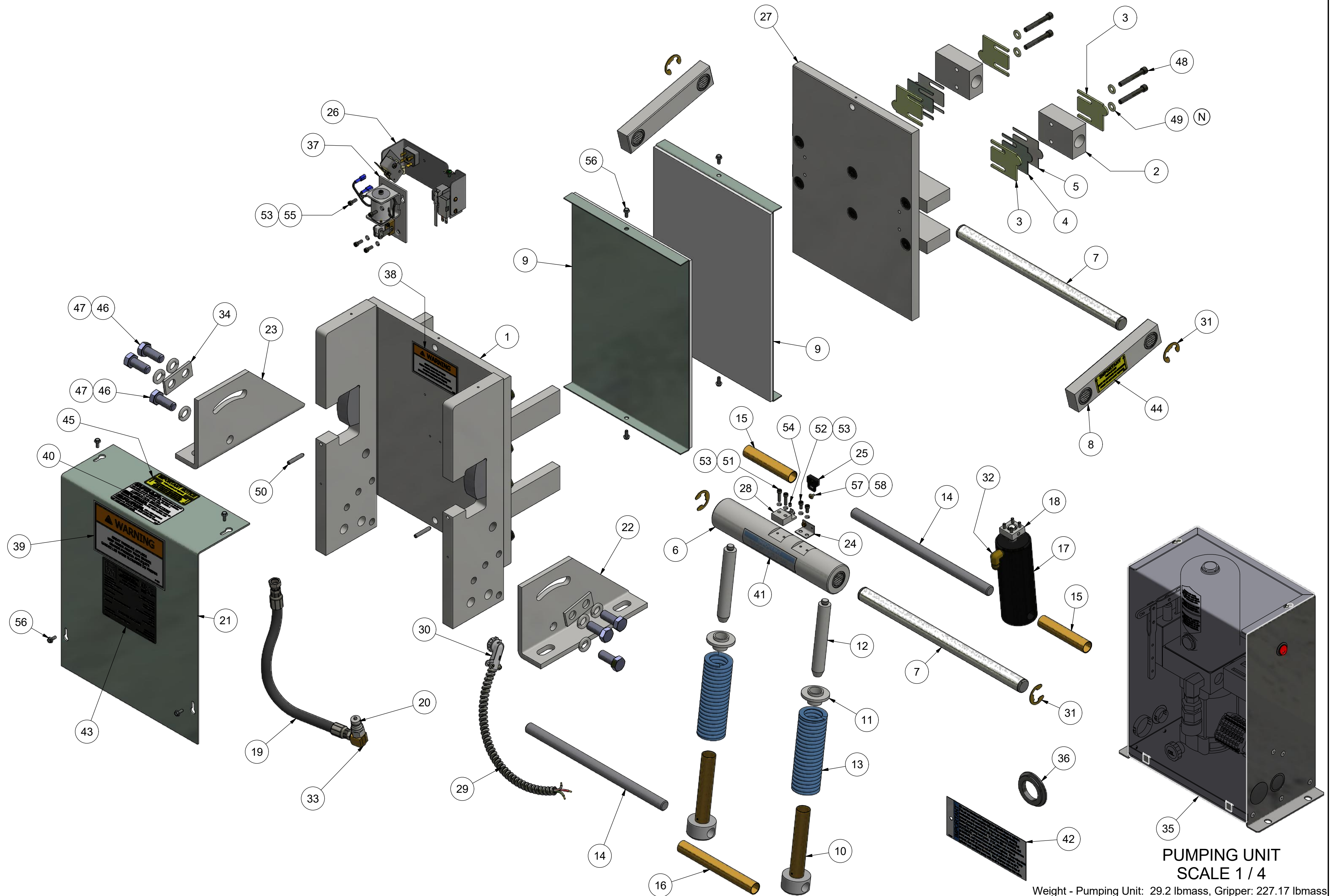
Weight - Pumping Unit: 29.2 lbmass, Gripper: 227.17 lbmass

				HOLLISTER-WHITNEY ELEVATOR CO. LLC			
				TITLE			
				ROPE GRIPPER ASSEMBLY			
				DRAWN BY	SCALE	MATERIAL	REFERENCE TOL.
				BLG	1 / 4	SEE PARTS LIST	ALL DIMENSIONS REFERENCE UNLESS OTHERWISE SPECIFIED
				SHEET SIZE	DATE		625
				C	4/26/2013		SHEET 1 OF 2

THIS DRAWING IS SUPPLIED AS A REPRESENTATION OF THE EQUIPMENT. HOLLISTER-WHITNEY ELEVATOR CO. LLC ("MANUFACTURER") HAS AGREED TO SUPPLY. SLIGHT ADJUSTMENTS MAY OCCUR DURING MANUFACTURING AND INSTALLATION. ANY MODIFICATIONS NOT APPROVED IN WRITING BY MANUFACTURER MAY AFFECT OPERATION, VOIDS ANY WARRANTY AND RELEASES MANUFACTURER OF ALL LIABILITY. THIS DOCUMENT CONTAINS CONFIDENTIAL AND PROPRIETARY INFORMATION THAT CANNOT BE REPRODUCED OR DIVULGED, IN WHOLE OR IN PART, WITHOUT WRITTEN AUTHORIZATION FROM THE MANUFACTURER.

THIRD ANGLE PROJECTION

N 5/16" WASHERS WAS LOCK, PUR #1087 LTL 7/25/19



# **PUMPING UNIT** **SCALE 1 / 4**

Weight - Pumping Unit: 29.2 lbmass, Gripper: 227.17 lbmass

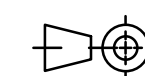
**HOLLISTER-WHITNEY**  
ELEVATOR CO. LLC

ROPE GRIPPER ASSEMBLY

SEE PREVIOUS PAGE  
FOR REVISIONS

THIS DRAWING IS SUPPLIED AS A REPRESENTATION OF THE EQUIPMENT  
HOLLISTER-WHITNEY ELEVATOR CO. LLC ("MANUFACTURER") HAS AGREED TO  
SUPPLY. SLIGHT ADJUSTMENTS MAY OCCUR DURING MANUFACTURING AND  
INSTALLATION. ANY MODIFICATIONS NOT APPROVED IN WRITING BY  
MANUFACTURER MAY AFFECT OPERATION, VOIDS ANY WARRANTY AND  
RELEASES MANUFACTURER OF ALL LIABILITY.  
THIS DOCUMENT CONTAINS CONFIDENTIAL AND PROPRIETARY INFORMATION  
THAT CANNOT BE REPRODUCED OR DIVULGED, IN WHOLE OR IN PART, WITHOUT  
WRITTEN AUTHORIZATION FROM THE MANUFACTURER.

THIRD ANGLE PROJECTION



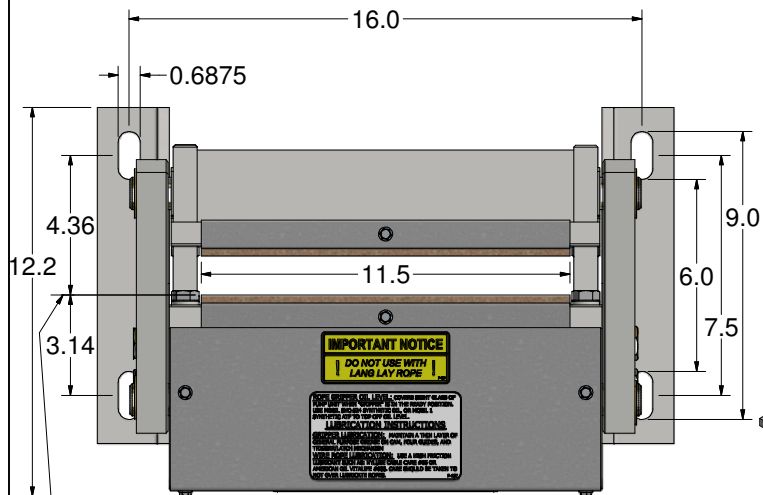
DRAWN BY  
BLG  
SHEET SIZE  
C

SCALE  
1 / 4.5

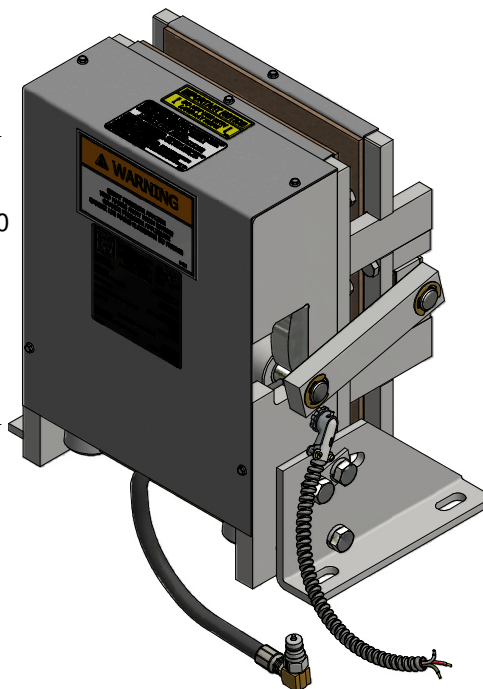
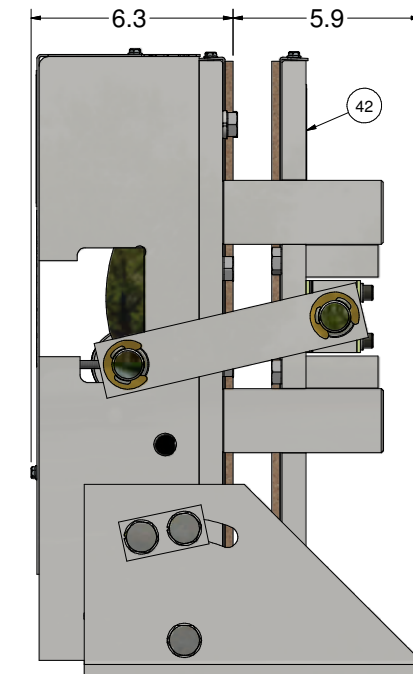
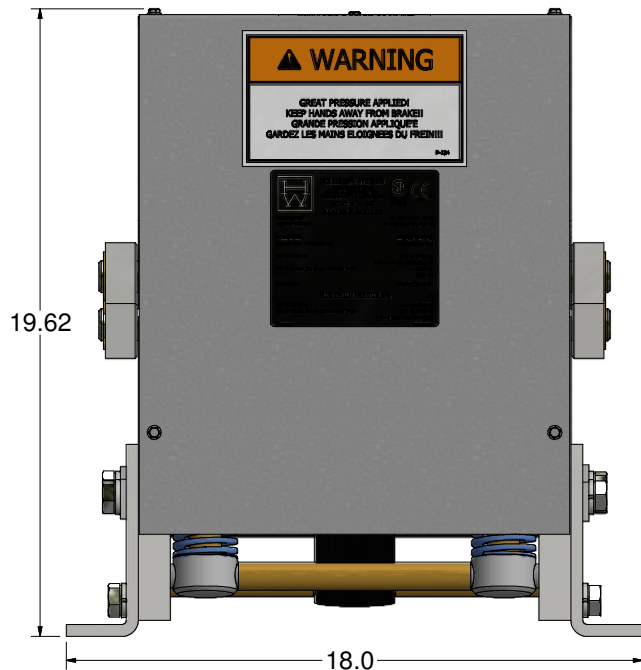
MATERIAL  
SEE PARTS LIST

DATE  
4/26/2013

REFERENCE TOL.  
ALL DIMENSIONS REFERENCE  
UNLESS OTHERWISE  
SPECIFIED  
625  
SHEET 2 OF 2



PAD POSITION REFERENCE;  
CENTERLINE OF ROPE WILL  
VARY WITH ROPE SIZE



Parts List			
ITEM	QTY	PART NUMBER	DESCRIPTION
1	1	625-002	MOVABLE SHOE ASSEMBLY
2	1	625-003	STATIONARY SHOE ASSEMBLY
3	2	610-007	SHAFT SUPPORT BLOCK
4		610-008	SPACER - LINING WEAR
5		610-008-1	SPACER (16 Ga) - LINING WEAR
6		610-008-2	SPACER (22 Ga) - LINING WEAR
7	1	625-015	TUBING ASSEMBLY
8	2	610-018	SHAFT - ROTATING & NON-ROTATING
9	2	610-020	CONNECTING ARM ASSEMBLY
10	2	625-022	LINING ASSEMBLY
11	2	600-025	LOWER SPRING GUIDE ASSEMBLY
12	2	600-027	UPPER SUPPORT - SPRING
13	2	600-029	GUIDE - UPPER SPRING SUPPORT
14	2	600-030	SPRING
15	2	610-031	SHAFT
16	2	605-032	TUBING - SPACER
17	1	605-033	TUBING - SPACER
19.1	1	600-035	CYLINDER - HYDRAULIC
19.2	1	622-036	PIVOT BRACKET ASSEMBLY
19.3	1	610-087	PARKER #149F-6-4 MALE ELBOW
20	1	625-040	COVER
21	1	610-041 R	ANGLE, R.H. - MOUNTING
22	1	610-041 L	ANGLE, L.H. - MOUNTING
23	1	622-050	MICROSWITCH/SOLENOID ASSEMBLY
24	1	600-051	ACTUATING ANGLE w/SCREWS
25	1	601-078	LATCH
26	2	610-095	WASHER - DOUBLE BOLT
27	4	610-085	E-CLIP (TRUARC) X5133-98
28	1	RG-0003N	SOLENOID LOCKING UNIT
29	1	600-082	801-DC2 90° ANGLE BOX CONNECTOR
30	1	600-081	CONDUIT - FLEXIBLE (1/2")
31	1	620-037	HOSE - CYLINDER TO PUMPING UNIT
32	1	610-091	STREET ELBOW - 90°
33	1	620-038	COUPLING - QUICK CONNECT
38	1	620-100	PUMPING UNIT
41	1	P-133	ROPE GRIPPER WARNING LABEL - MEDIUM
42	2	P-134	ROPE GRIPPER WARNING LABEL - LARGE
43	1	P-137	GRIPPER LUBE INST. STICKER
44	1	P-145	625 ROPE GRIPPER LABEL
45	1	P-141	IMPORTANT LABEL - APPLIED TO TUBING
46	6	5/8-11 UNC X 1.25	HEX HEAD CAP SCREW
47	6	5/8 WASHER	STANDARD LOCK
48	4	5/16 - 18 UNC x 2.25	SOCKET HEAD CAP SCREW
49	4	5/16 WASHER	STANDARD LOCK
50	2	#10-32 UNF x 0.375	SOCKET HEAD CAP SCREW
51	2	#10-32 UNF x 0.75	SOCKET HEAD CAP SCREW
52	8	#10 LOCK WASHER	STANDARD LOCK WASHER
53	1	10-32 UNF x 0.25	SET SCREW
54	2	1/4 - 20 UNC x 1.5	HALF DOG SET SCREW
55	4	#10-24 UNC x 0.5	SOCKET HEAD CAP SCREW
56	8	#10-24 UNC x 0.5	WHIZ BOLT
57	1	P-192	IMPORTANT NOTICE - LANG LAY ROPES, ROPE GRIPPER

#### NOTE:

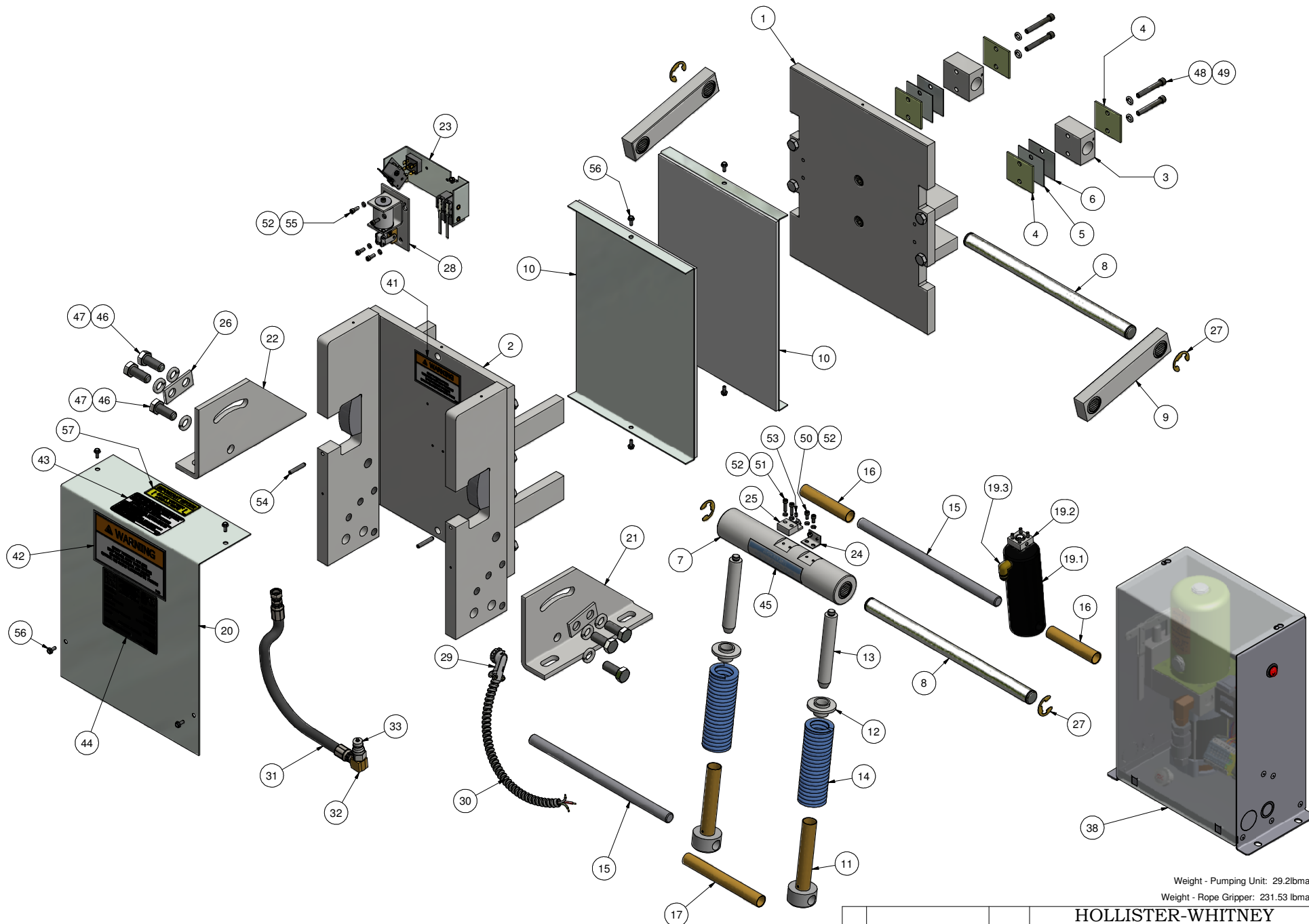
QTY FOR ITEMS 4, 5 & 6 ARE AS NEEDED PER ROPE THICKNESS USED

ALL DIMENSIONS NOMINAL UNLESS OTHERWISE NOTED  
REFERENCE DIMENSIONS SHOW TO AID IN SETUP AND INSTALL

Weight - Pumping Unit: 29.2lbmass  
Weight - Rope Gripper: 231.53 lbmass

F ADD PAD POSITION REFERENCE DIM. PUR #798		LTL 10/7/16	HOLLISTER-WHITNEY ELEVATOR CO.	
E COIL P/N CORRECTED, PUR #622		LTL 11/5/13		
D REDRAW, PUR #594		BLG 6/5/13	"ROPE GRIPPER" ASSEMBLY	
C RECISED PART NUMBERS, PUR #426		BDM 8/24/10		
B PUR #383		1/2/07	SEE MATERIAL LIST	
A PUR #359		1/2/07		
G ADD STICKER P-192, PUR #838		LTL 2/9/17	DATE 1/24/2007	
			SHEET SIZE C	

DIMENSIONAL TOL.  
1 PLACE ±0.01 2 PLACE ±0.005  
3 & 4 PLACE ±0.001 ANGLES ±0.1  
REF. OPEN, (NOMINAL) ±0.0156



Weight - Pumping Unit: 29.2lbmass  
 Weight - Rope Gripper: 231.53 lbmass

SEE PREVIOUS PAGE  
 FOR REVISIONS

**HOLLISTER-WHITNEY**  
 ELEVATOR CO.

TITLE  
 "ROPE GRIPPER" ASSEMBLY

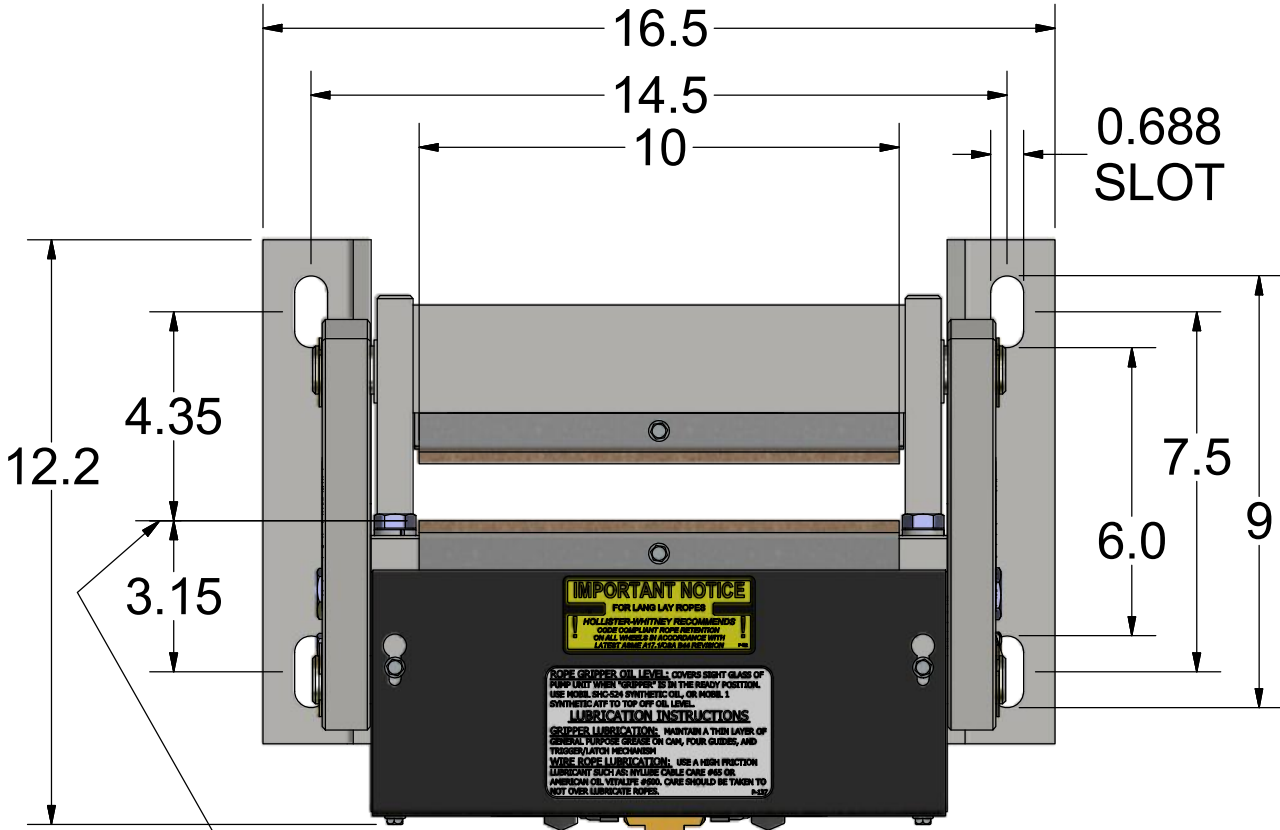
DRAWN BY LTL NA SCALE C MATERIAL SEE PARTS LIST

SHEET SIZE C DATE 1/24/2007

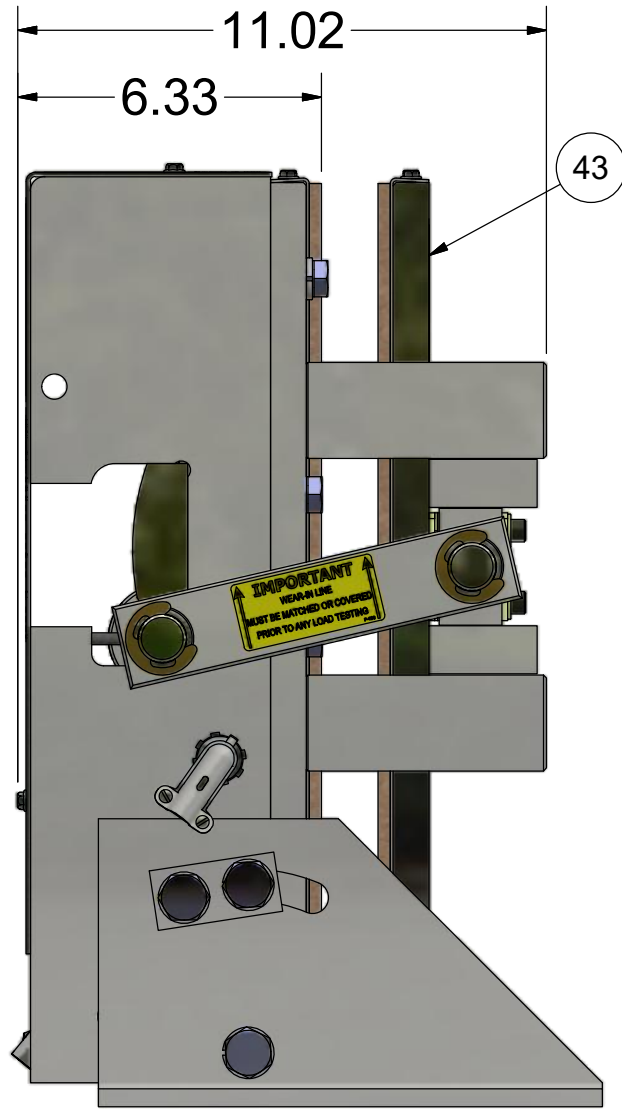
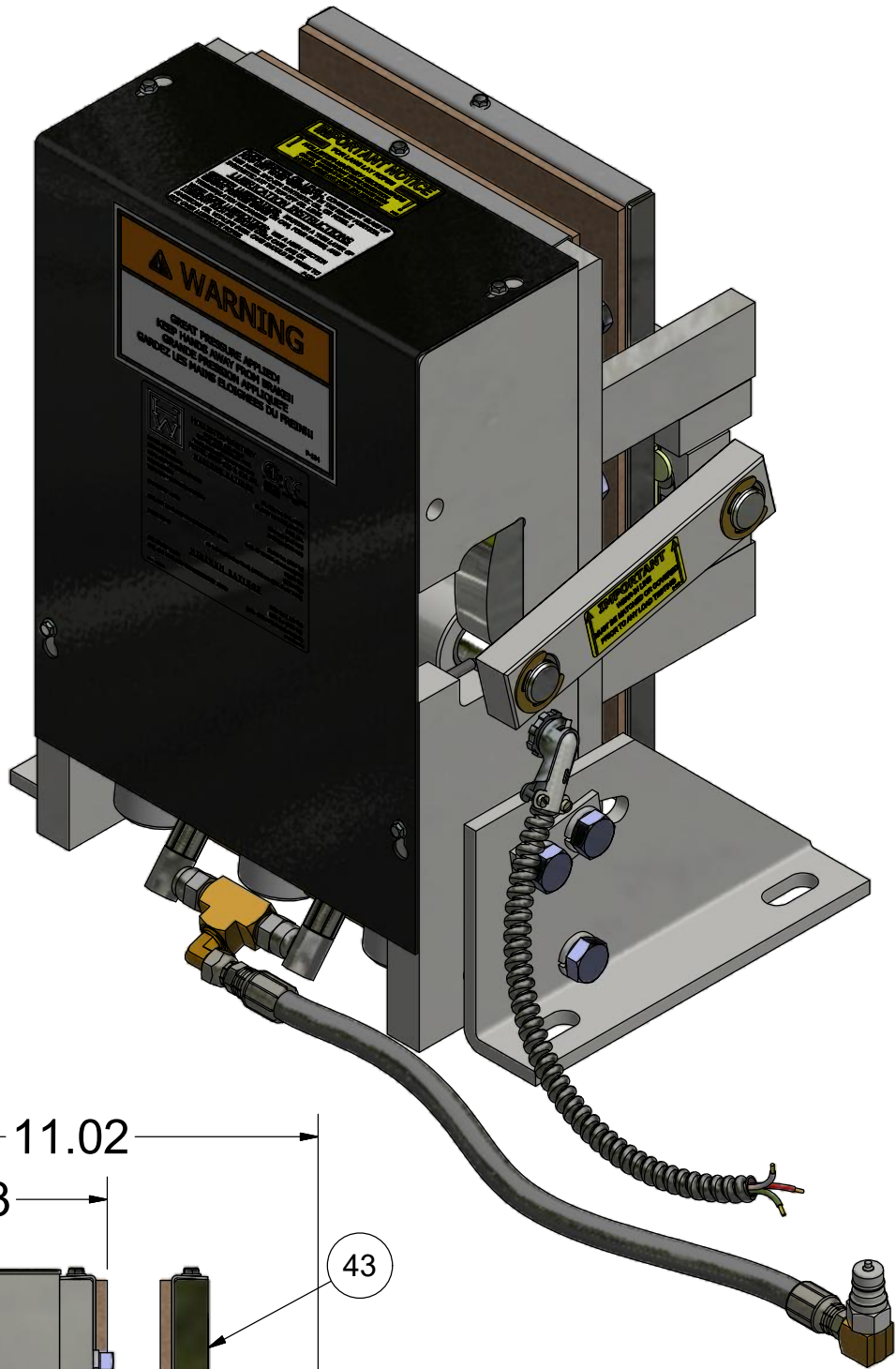

DIMENSIONAL TOL.  
 1 PLACE  $\pm 0.01$ ; 2 PLACE  $\pm 0.005$   
 3 & 4 PLACE  $\pm 0.001$ ; ANGLES  $\pm 0.1^\circ$   
 REF., OPEN, (NOMINAL)  $\pm 0.0156$

ITEM	QTY	PART NUMBER	DESCRIPTION
1	1	626-003	STATIONARY SHOE ASSEMBLY
2	2	624-007	SHAFT SUPPORT BLOCK
3	1	626-007	SHAFT SUPPORT BLOCK
4	6	624-008	SPACER (11 GA.) - LINING WEAR
5	3	624-008-1	SPACER (16 GA.) - LINING WEAR
6	3	624-008-2	SPACER (22 GA.) - LINING WEAR
7	1	626-015	TUBING ASSEMBLY
8	2	626-018	SHAFT - ROTATING & NON-ROTATING
9	2	610-020	CONNECTING ARM ASSEMBLY
10	2	610-022	LINING ASSEMBLY
11	3	600-025	LOWER SPRING GUIDE ASSEMBLY
12	3	600-027	UPPER SPRING SUPPORT
13	3	600-029	GUIDE - UPPER SPRING SUPPORT
14	3	600-030	SPRING
15	2	626-031	SHAFT
16	3	626-032	TUBING - SPACER
17	2	626-033	TUBING - SPACER
18	2	610-035	610-035 CYLINDER ASSEMBLY
19	2	622-036	HYDRAULIC CYLINDER PIVOT BRACKET ASSEMBLY
20	1	620-037	HYDRAULIC HOSE - STANDARD 27" LENGTH
		620-037- "L"	HYDRAULIC HOSE - "L" = LENGTH IN FEET (30' MAX)
		620-038	QUICK CONNECT FITTING
22	1	626-040	COVER - 624 & 626 ROPE GRIPPER
23	1	610-041 R	ANGLE, R.H. - MOUNTING
24	1	610-041 L	ANGLE, L.H. - MOUNTING
25	1	600-051	ACTUATING ANGLE w/SCREWS
26	1	622-064-1	SWITCH ASS'Y, LEAD LENGTHS = 10'
		622-064-2	SWITCH ASS'Y, LEAD LENGTHS = 24'
		622-064-3	SWITCH ASS'Y, LEAD LENGTHS = 18'
27	1	618-067	CONTACT PLATE ASSEMBLY
28	1	624-072	MOVABLE SHOE ASSEMBLY
29	1	601-078	LATCH
30	1	600-081-1	CONDUIT - FLEXIBLE (1/2"), LENGTH TO MATCH 622-064
		600-081-2	
		600-081-3	
31	1	600-082	801-DC2 90° ANGLE BOX CONNECTOR
32	4	610-085	E-CLIP (TRUARC) X5133-98
33	1	610-086	3/8" TEE
34	2	610-087	PARKER #149F-6-4 MALE ELBOW
35	1	610-088	BRASS ELBOW, #149F-6-6, 45°FH 5/8"-18 x 3/8 NPTF18
36	1	610-091	3-8 x 3-8 NPT STREET 90 DEG. ELBOW
37	2	626-092	HOSE ASSEMBLY
38	2	610-095	WASHER - DOUBLE BOLT
39	1	620-100	PUMPING UNIT
40	1	622-207	HOSE GROMMET
41	1	620-607	SOLENOID LOCKING UNIT
42	1	P-133	ROPE GRIPPER WARNING LABEL - MEDIUM
43	2	P-134	ROPE GRIPPER WARNING LABEL - LARGE
44	1	P-137	GRIPPER LUBE INST. STICKER
45	1	P-140	626 & 626SPL ROPE GRIPPER LABEL
46	1	P-141	IMPORTANT LABEL - APPLIED TO TUBING
47	1	P-144-2	AIR BLEED LABEL
48	2	P-186	ROPE GRIPPER WEAR-IN LINE STICKER
49	1	P-192	IMPORTANT NOTICE - LANG LAY ROPES, ROPE GRIPPER
50	6	5/8" - 11 UNC x 2"	HEX CAP SCREW
51	6	5/8 WASHER	STANDARD LOCK
52	6	5/16 - 18 UNC x 2.25	SOCKET HEAD CAP SCREW
53	6	5/16" WASHER	STANDARD WASHER
54	2	1/4 - 20 UNC x 1.5	HALF DOG SET SCREW
55	2	#10-32 UNF x 0.75	SOCKET HEAD CAP SCREW
56	2	#10-32 UNF x 0.375"	SOCKET HEAD CAP SCREW
57	8	#10 LOCK WASHER	STANDARD LOCK WASHER
58	1	10-32 UNF x 0.25	SET SCREW
59	4	#10-24 UNC x 0.5	SOCKET HEAD CAP SCREW
60	8	#10-24 UNC x 0.5	WHIZ BOLT
61	1	#6-32 UNC X0.3125	BRASS MACHINE SCREW
62	1	#6 WASHER	STANDARD WASHER

Q



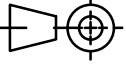
PAD POSITION REFERENCE;  
CENTERLINE OF ROPE WILL  
VARY WITH ROPE SIZE

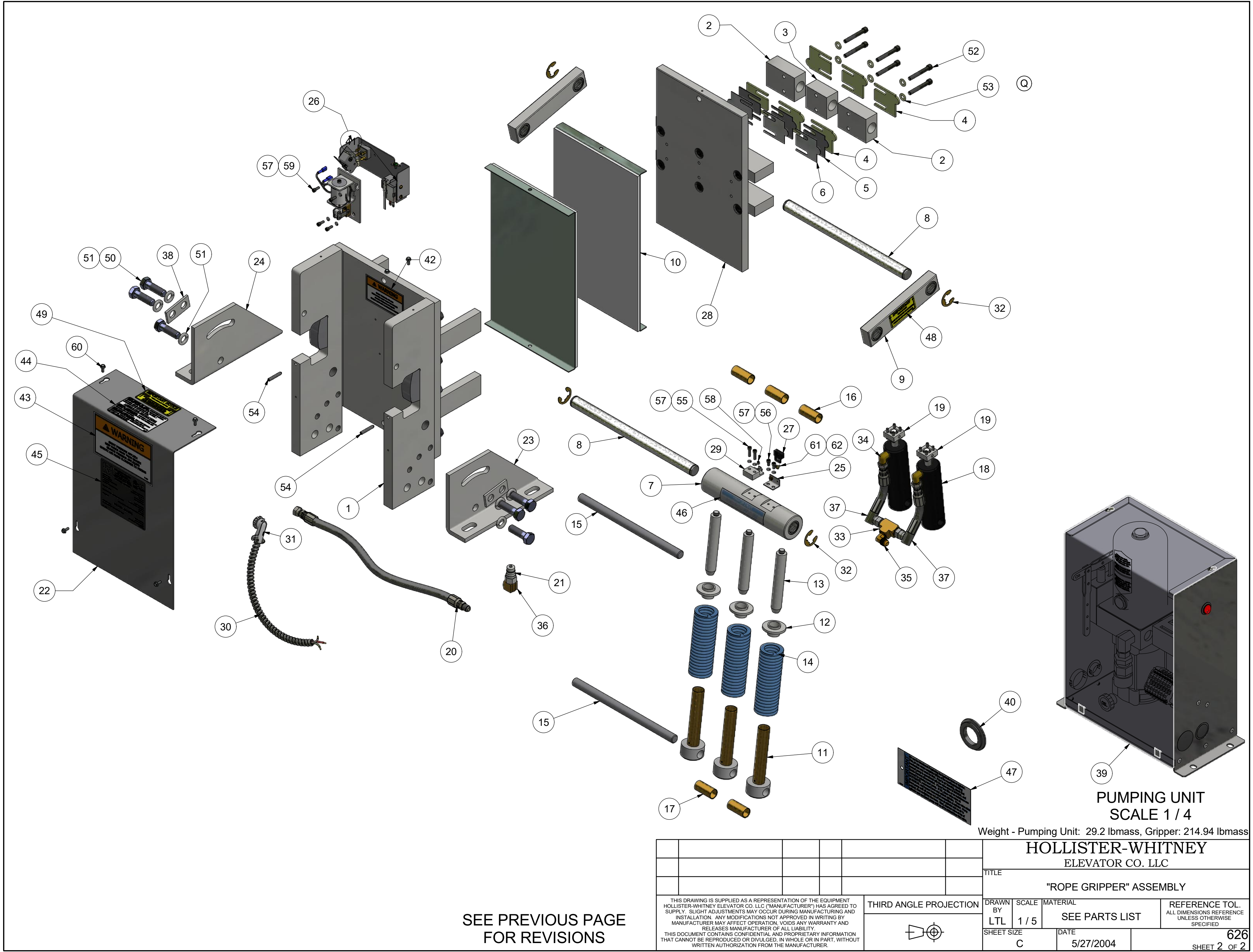


**NOTE:**

- QTY LISTED FOR ITEMS 4, 5, & 6 ARE STANDARD. ACTUAL QTY MAY VARY WITH ROPE DIAMETER.
- REFERENCE DIMENSIONS SHOWN TO AID IN SETUP AND INSTALL

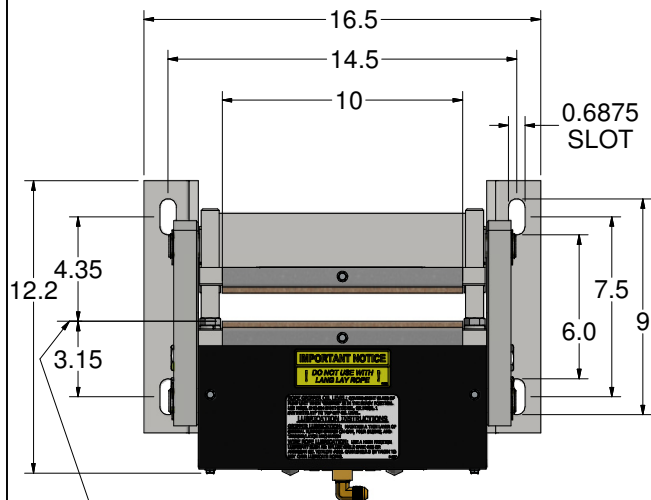
Weight - Pumping Unit: 29.2 lbmass, Gripper: 214.94 lbmass

					HOLLISTER-WHITNEY ELEVATOR CO. LLC						
					TITLE						
			Q	5/16" WASHERS WAS LOCK, PUR #1087	LTL 7/25/19	"ROPE GRIPPER" ASSEMBLY					
THIS DRAWING IS SUPPLIED AS A REPRESENTATION OF THE EQUIPMENT HOLLISTER-WHITNEY ELEVATOR CO. LLC ("MANUFACTURER") HAS AGREED TO SUPPLY. SLIGHT ADJUSTMENTS MAY OCCUR DURING MANUFACTURING AND INSTALLATION. ANY MODIFICATIONS NOT APPROVED IN WRITING BY MANUFACTURER MAY AFFECT OPERATION, VOIDS ANY WARRANTY AND RELEASES MANUFACTURER OF ALL LIABILITY.  THIS DOCUMENT CONTAINS CONFIDENTIAL AND PROPRIETARY INFORMATION THAT CANNOT BE REPRODUCED OR DIVULGED, IN WHOLE OR IN PART, WITHOUT WRITTEN AUTHORIZATION FROM THE MANUFACTURER.				THIRD ANGLE PROJECTION		DRAWN BY LTL	SCALE 1 / 4	MATERIAL  SEE PARTS LIST		REFERENCE TOL. ALL DIMENSIONS REFERENCE UNLESS OTHERWISE SPECIFIED	
						SHEET SIZE C		DATE 5/27/2004		626 SHEET 1 OF 2	

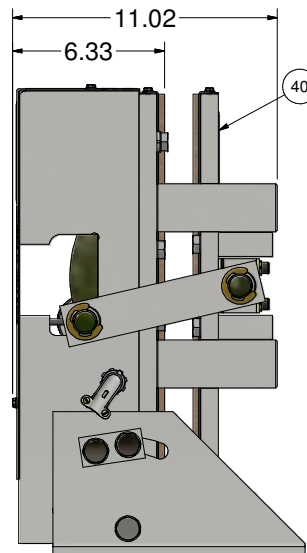

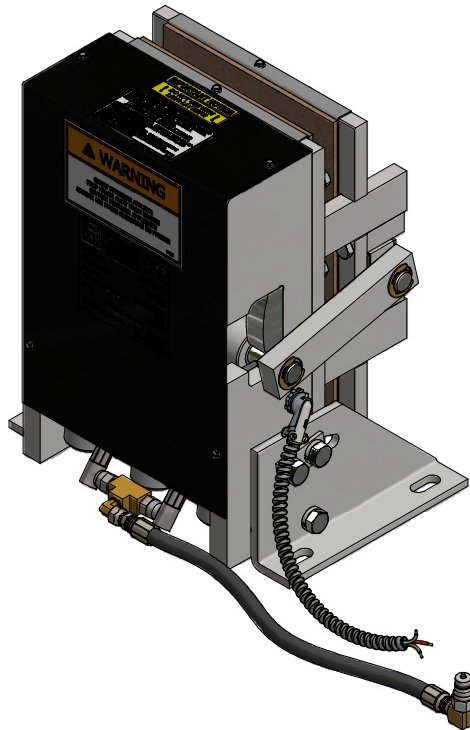


SEE PREVIOUS PAGE  
FOR REVISIONS

						HOLLISTER-WHITNEY ELEVATOR CO. LLC			
						TITLE			
						"ROPE GRIPPER" ASSEMBLY			
THIS DRAWING IS SUPPLIED AS A REPRESENTATION OF THE EQUIPMENT HOLLISTER-WHITNEY ELEVATOR CO. LLC ("MANUFACTURER") HAS AGREED TO SUPPLY. SLIGHT ADJUSTMENTS MAY OCCUR DURING MANUFACTURING AND INSTALLATION. ANY MODIFICATIONS NOT APPROVED IN WRITING BY MANUFACTURER MAY AFFECT OPERATION, VOIDS ANY WARRANTY AND RELEASES MANUFACTURER OF ALL LIABILITY. THIS DOCUMENT CONTAINS CONFIDENTIAL AND PROPRIETARY INFORMATION THAT CANNOT BE REPRODUCED OR DIVULGED, IN WHOLE OR IN PART, WITHOUT WRITTEN AUTHORIZATION FROM THE MANUFACTURER.						DRAWN BY LTL	SCALE 1 / 5	MATERIAL SEE PARTS LIST	REFERENCE TOL. ALL DIMENSIONS REFERENCE UNLESS OTHERWISE SPECIFIED
						SHEET SIZE C		DATE 5/27/2004	626 SHEET 2 OF 2



PAD POSITION REFERENCE;  
CENTERLINE OF ROPE WILL  
VARY WITH ROPE SIZE



#### NOTES:

QTY FOR 4, 5 & 6 ARE AS NEEDED PER ROPE THICKNESS USED

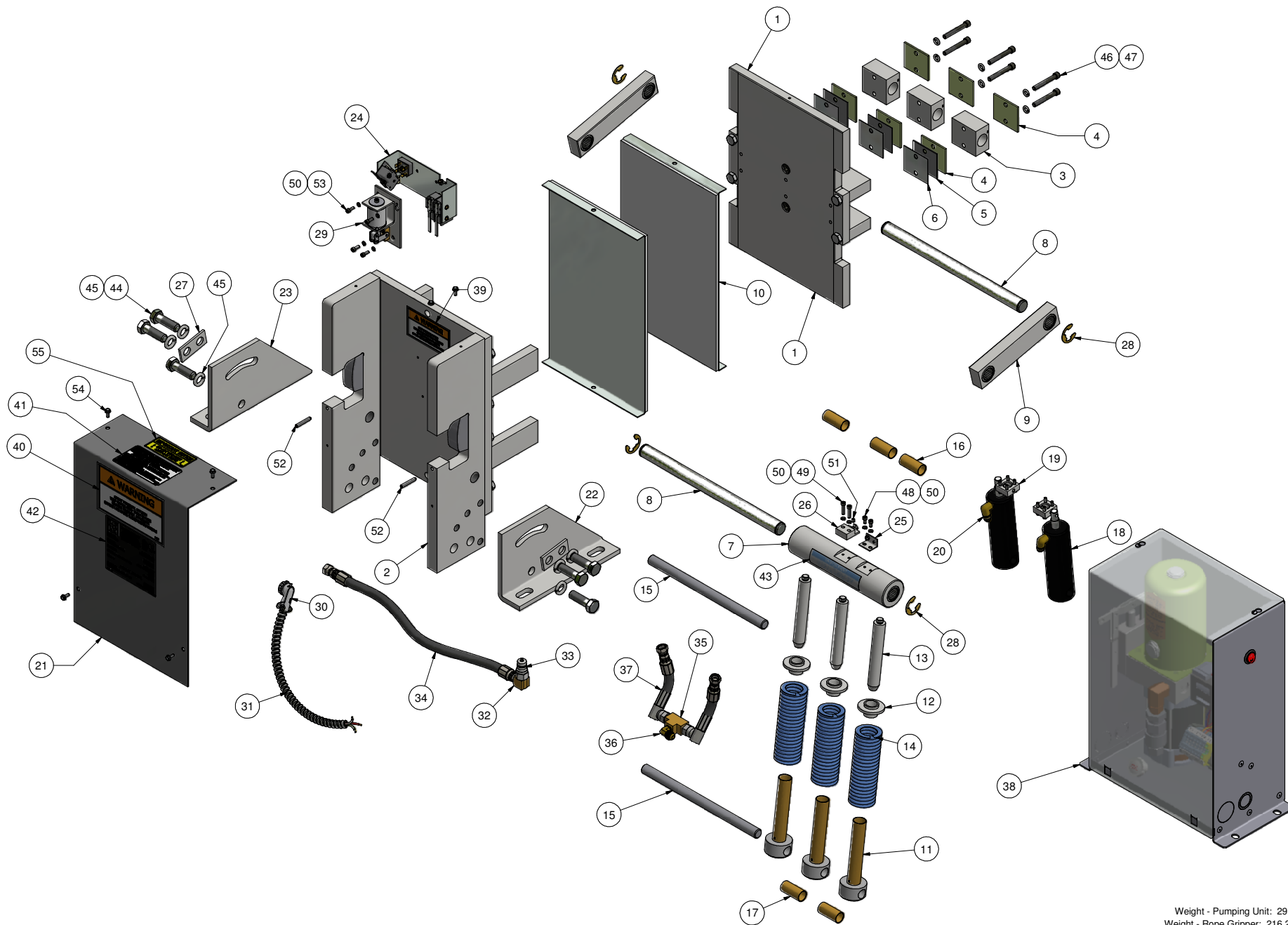
ALL DIMENSIONS NOMINAL UNLESS OTHERWISE NOTED REFERENCE DIMENSIONS  
SHOWN TO AID IN SETUP AND INSTALL

Parts List			
ITEM	QTY	PART NUMBER	DESCRIPTION
1	1	626-002	MOVABLE SHOE ASSEMBLY
2	1	626-003	STATIONARY SHOE ASSEMBLY
3	3	610-007	SHAFT SUPPORT BLOCK
4		610-008	SPACER - LINING WEAR
5		610-008-1	SPACER (16 Ga) - LINING WEAR
6		610-008-2	SPACER (22 Ga) - LINING WEAR
7	1	626-015	TUBING ASSEMBLY
8	2	626-018	SHAFT - ROTATING & NON-ROTATING
9	2	610-020	CONNECTING ARM ASSEMBLY
10	2	610-022	LINING ASSEMBLY
11	3	600-025	LOWER SPRING GUIDE ASSEMBLY
12	3	600-027	UPPER SUPPORT - SPRING
13	3	600-029	GUIDE - UPPER SPRING SUPPORT
14	3	600-030	SPRING
15	2	626-031	SHAFT
16	3	626-032	TUBING - SPACER
17	2	626-033	TUBING - SPACER
18	2	610-035	HYDRAULIC CYLINDER
19	2	622-036	HYDRAULIC CYLINDER PIVOT BRACKET ASSEMBLY
20	2	610-087	PARKER #149F-6-4 MALE ELBOW
21	1	626-040 P	COVER - ROPE GRIPPER
22	1	610-041 R	ANGLE, R.H. - MOUNTING
23	1	610-041 L	ANGLE, L.H. - MOUNTING
24	1	622-050	MICROSWITCH/SOLENOID ASSEMBLY
25	1	600-051	ACTUATING ANGLE w/SCREWS
26	1	601-078	LATCH
27	2	610-095	WASHER - DOUBLE BOLT
28	4	610-085	E-CLIP (TRUARC) X5133-98
29	1	RG-0003N	SOLENOID LOCKING UNIT
30	1	600-082	801-DC2 90° ANGLE BOX CONNECTOR
31	1	600-081	CONDUIT - FLEXIBLE (1/2")
32	1	610-091	STREET ELBOW - 90°
33	1	620-038	COUPLING - QUICK CONNECT
34	1	610-037	HOSE ASSEMBLY
35	2	610-086	3/8 NPT TEE
36	2	610-088	BRASS 90° ELBOW ADAPTOR, 45° FLARED HEAD 5/8"-18 X 3/8 NPTF 18
37	4	626-092	HOSE ASSEMBLY
38	1	620-100	PUMPING UNIT
39	1	P-133	ROPE GRIPPER WARNING LABEL - MEDIUM
40	2	P-134	ROPE GRIPPER WARNING LABEL - LARGE
41	1	P-137	GRIPPER LUBE INST. STICKER
42	1	P-140	626 & 626SPL ROPE GRIPPER LABEL
43	1	P-141	IMPORTANT LABEL - APPLIED TO TUBING
44	6	5/8 -11 UNC x 2	HEX HEAD CAP SCREW
45	6	5/8 WASHER	STANDARD LOCK
46	6	5/16 - 18 UNC x 2.25	SOCKET HEAD CAP SCREW
47	6	5/16 WASHER	STANDARD LOCK
48	2	#10-32 UNF x 0.375	SOCKET HEAD CAP SCREW
49	2	#10-32 UNF x 0.875	SOCKET HEAD CAP SCREW
50	8	#10 LOCK WASHER	STANDARD LOCK WASHER
51	1	10-32 UNF x 0.25	SET SCREW
52	2	1/4 - 20 UNC x 1.5	HALF DOG SET SCREW
53	4	#10-24 UNC x 0.5	SOCKET HEAD CAP SCREW
54	8	#10-24 UNC x 0.5	WHIZ BOLT
55	1	P-192	IMPORTANT NOTICE - LANG LAY ROPES, ROPE GRIPPER

Weight - Pumping Unit: 29.2 lbmass  
Weight - Rope Gripper: 216.29 lbmass

F	CYL P/N CORRECTED TO 610-035, PUR #724	LTL	11/5/13	<b>HOLLISTER-WHITNEY ELEVATOR CO.</b>  <b>"ROPE GRIPPER" ASSEMBLY</b>			
E	COIL P/N CORRECTED, PUR #622	LTL	11/5/13				
D	REDRAW, PUR #594	BLG	6/5/13				
C	REVISED PART NUMBERS, PUR #426	BDM	8/24/10	DRAWN BY	SCALE	MATERIAL	SEE PARTS LIST
B	PUR #359		8/21/06				
G	PUR #349		6/25/03	LTL	N/A	DATE	5/27/2004
				SHEET SIZE	C		
DIMENSIONAL TOL. 1 PLACE ±0.01, 2 PLACE ±0.005 3 & 4 PLACE ±0.001, ANGLES ±0.1° (REF., OPEN, NOMINAL) ±0.0156							<b>626</b>

J	ADD STICKER P-192, PUR #838	LTL	2/9/17
H	610-087 CORRECTED TO 610-088, PUR #815	LTL	12/8/16
G	ADD PAD POSITION REFERENCE DIM, PUR #798	LTL	10/7/16



Weight - Pumping Unit: 29.2 lbmass  
Weight - Rope Gripper: 216.29 lbmass

SEE PREVIOUS PAGE  
FOR REVISIONS

# HOLLISTER-WHITNEY ELEVATOR CO.

TITLE  
"ROPE GRIPPER" ASSEMBLY

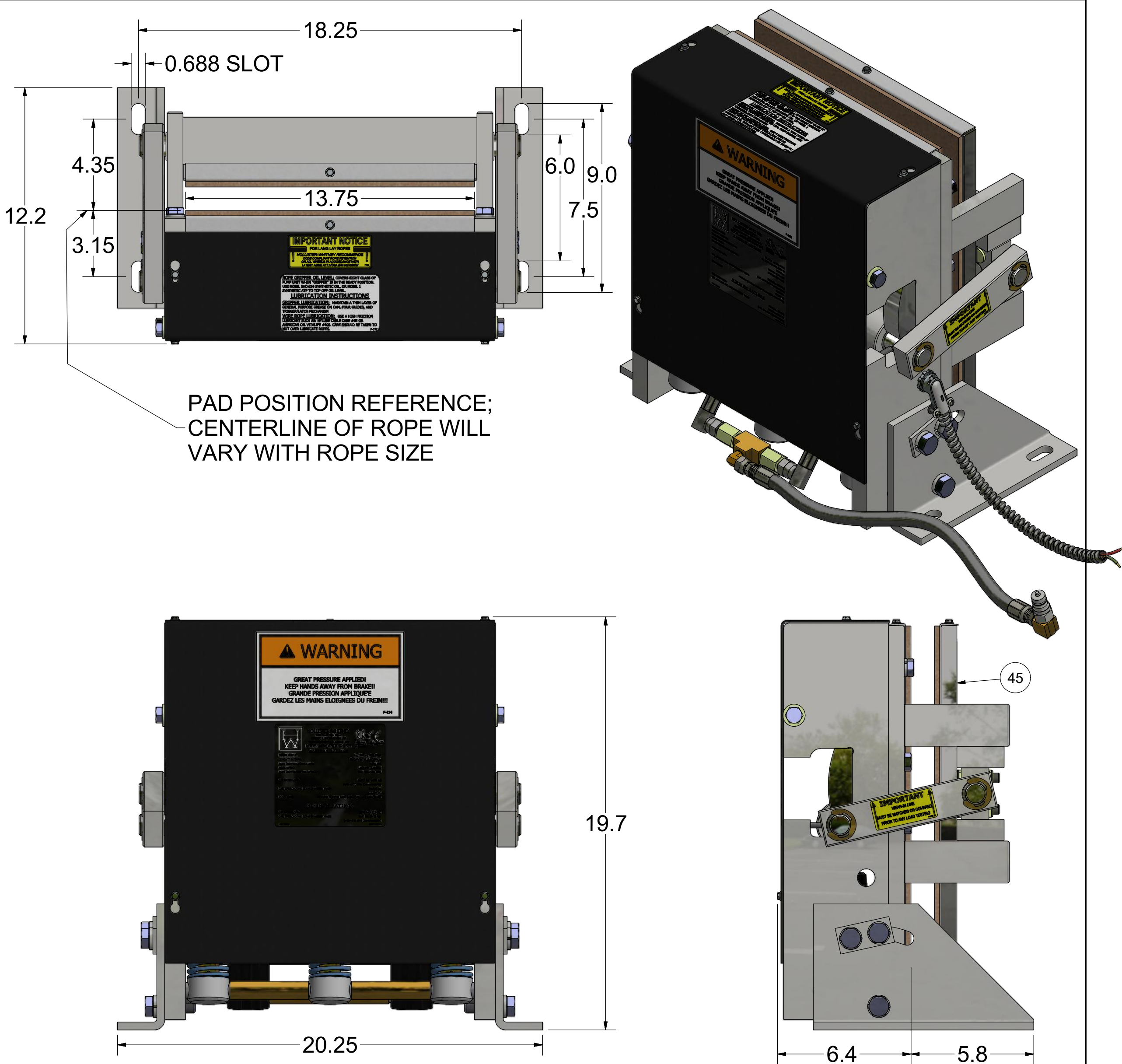
DRAWN BY LTL  
SCALE N/A  
SHEET C  
DATE 5/27/2004

DIMENSIONAL TOL.  
1 PLACE  $\pm 0.01$ ; 2 PLACE  $\pm 0.005$   
3 & 4 PLACE  $\pm 0.001$ ; ANGLES  $\pm 0.1^\circ$   
REF., OPEN, (NOMINAL)  $\pm 0.0156$

626

ITEM	QTY	PART NUMBER	DESCRIPTION
1	1	626-003-SPL	STATIONARY SHOE ASSEMBLY
2	2	624-007	SHAFT SUPPORT BLOCK
3	1	626-007	SHAFT SUPPORT BLOCK
4	6	624-008	SPACER (11 GA.) - LINING WEAR
5	3	624-008-1	SPACER (16 GA.) - LINING WEAR
6	3	624-008-2	SPACER (22 GA.) - LINING WEAR
7	1	626-015-SPL	TUBING ASSEMBLY
8	2	626-018-SPL	SHAFT - ROTATING & NON-ROTATING
9	2	610-020	CONNECTING ARM ASSEMBLY
10	2	610-022-SPL	LINING ASSEMBLY
11	3	600-025	LOWER SPRING GUIDE ASSEMBLY
12	3	600-027	UPPER SPRING SUPPORT
13	3	600-029	GUIDE - UPPER SPRING SUPPORT
14	3	600-030	SPRING
15	2	626-031-SPL	SHAFT
16	2	601-032	TUBING - SPACER
17	1	626-032-SPL	TUBING - SPACER
18	2	626-033-SPL	TUBING - SPACER
19	2	610-035	610-035 CYLINDER ASSEMBLY
20	2	622-036	HYDRAULIC CYLINDER PIVOT BRACKET ASSEMBLY
21	1	620-037	HYDRAULIC HOSE - STANDARD 27" LENGTH
		620-037- "L"	HYDRAULIC HOSE - "L" = LENGTH IN FEET (30' MAX)
22	1	620-038	QUICK CONNECT FITTING
23	1	626-040-SPL	COVER - ROPE GRIPPER
24	1	610-041 R	ANGLE, R.H. - MOUNTING
25	1	610-041 L	ANGLE, L.H. - MOUNTING
26	1	600-051	ACTUATING ANGLE w/SCREWS
27	1	622-064-1	SWITCH ASS'Y, LEAD LENGTHS = 10'
		622-064-2	SWITCH ASS'Y, LEAD LENGTHS = 24'
		622-064-3	SWITCH ASS'Y, LEAD LENGTHS = 18'
28	1	618-067	CONTACT PLATE ASSEMBLY
29	1	626-072-SPL	MOVABLE SHOE ASSEMBLY
30	1	601-078	LATCH
31	1	600-081-1	CONDUIT - FLEXIBLE (1/2"), LENGTH TO MATCH 622-064
		600-081-2	
		600-081-3	
32	1	600-082	801-DC2 90° ANGLE BOX CONNECTOR
33	4	610-085	E-CLIP (TRUARC) X5133-98
34	1	610-086	3/8 NPT TEE
35	2	610-087	PARKER #149F-6-4 MALE ELBOW
36	1	610-088	BRASS ELBOW, #149F-6-6, 45° FH 5/8"-18 x 3/8 NPTF18
37	2	626-092	HOSE ASSEMBLY
38	1	610-091	3-8 x 3-8 NPT STREET 90 DEG. ELBOW
39	2	610-095	WASHER - DOUBLE BOLT
40	1	626-097 SPL	BAR - SUPPORT
41	1	620-100	PUMPING UNIT
42	2	622-115	3/8 NPT EXTENSION
43	1	622-207	HOSE GROMMET
44	1	620-607	SOLENOID LOCKING UNIT
45	2	P-134	ROPE GRIPPER WARNING LABEL - LARGE
46	1	P-137	GRIPPER LUBE INST. STICKER
47	1	P-140	626 & 626SPL ROPE GRIPPER LABEL
48	1	P-141	IMPORTANT LABEL - APPLIED TO TUBING
49	1	P-144-2	AIR BLEED LABEL
50	2	P-186	ROPE GRIPPER WEAR-IN LINE STICKER
51	1	P-192	IMPORTANT NOTICE - LANG LAY ROPES, ROPE GRIPPER
52	6	5/8" - 11 UNC x 2"	HEX CAP SCREW
53	6	5/8 WASHER	STANDARD LOCK
54	2	1/2" - 13 UNC x 1 3/4"	HEX CAP SCREW
55	2	1/2" WASHER	SAE WASHER
56	6	5/16-18 UNC x 1.75	SOCKET HEAD CAP SCREW
57	6	5/16" WASHER	STANDARD WASHER
58	2	1/4 - 20 UNC x 1.5	HALF DOG SET SCREW
59	2	#10-32 UNF x 0.75	SOCKET HEAD CAP SCREW
60	2	#10-32 UNF x 0.375"	SOCKET HEAD CAP SCREW
61	1	10-32 UNF x 0.25	SET SCREW
62	4	5/16-18 UNC x 1.75	SOCKET HEAD CAP SCREW
63	8	#10-24 UNC x 0.5	WHIZ BOLT
64	8	#10 LOCK WASHER	STANDARD LOCK WASHER
65	1	#6-32 UNCX0.3125	BRASS MACHINE SCREW
66	1	#6 WASHER	STANDARD WASHER


(N)

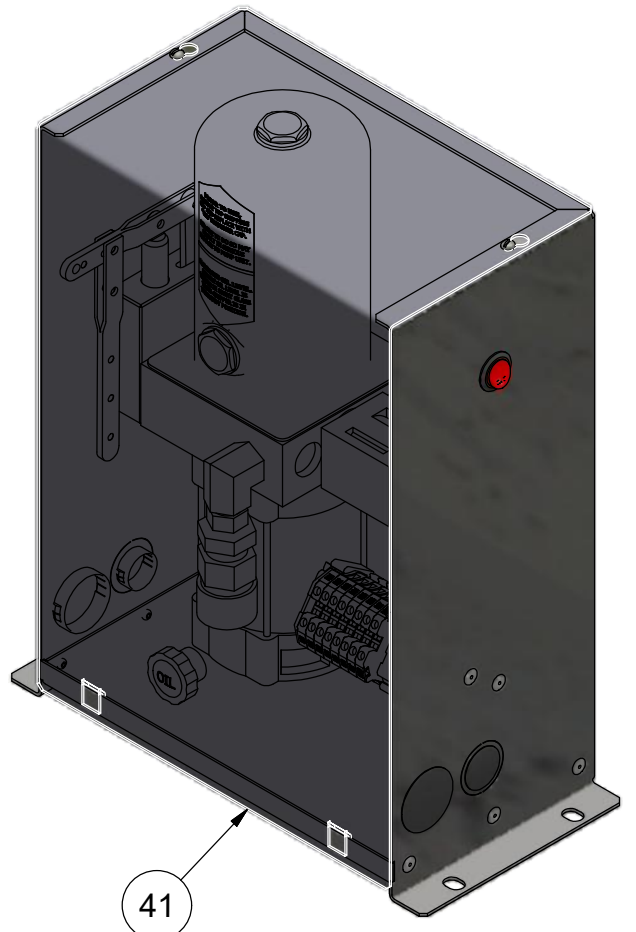
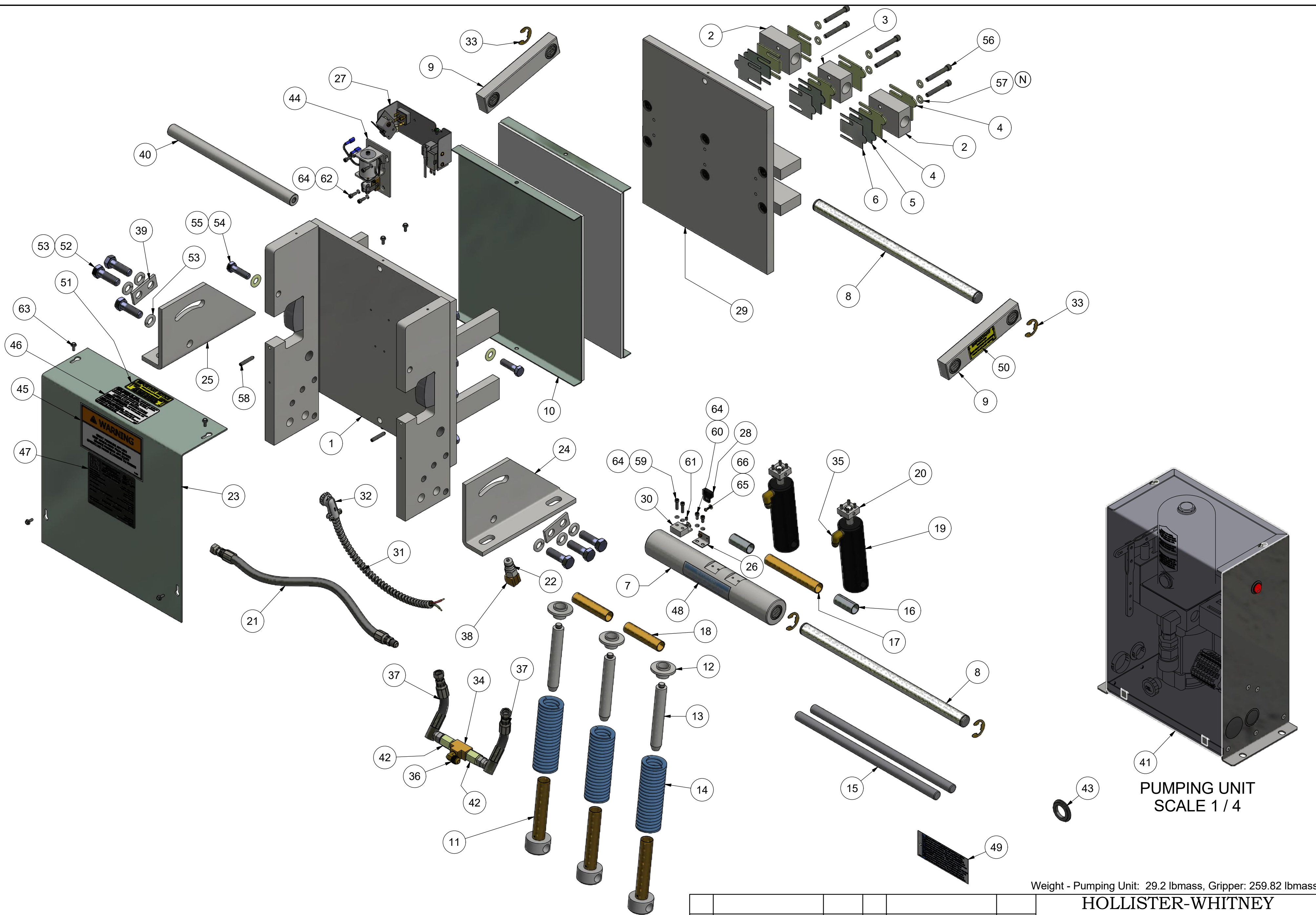


**NOTE:**

- QTY LISTED FOR ITEMS 4, 5, & 6 ARE STANDARD. ACTUAL QTY MAY VARY WITH ROPE DIAMETER.
- REFERENCE DIMENSIONS SHOWN TO AID IN SETUP AND INSTALL

Weight - Pumping Unit: 29.2 lbmass, Gripper: 259.82 lbmass

					HOLLISTER-WHITNEY ELEVATOR CO. LLC				
					TITLE				
			N	5/16" WASHERS WAS LOCK, PUR #1087	LTL 7/25/19	"ROPE GRIPPER" ASSEMBLY			
<p>THIS DRAWING IS SUPPLIED AS A REPRESENTATION OF THE EQUIPMENT HOLLISTER-WHITNEY ELEVATOR CO. LLC ("MANUFACTURER") HAS AGREED TO SUPPLY. SLIGHT ADJUSTMENTS MAY OCCUR DURING MANUFACTURING AND INSTALLATION. ANY MODIFICATIONS NOT APPROVED IN WRITING BY MANUFACTURER MAY AFFECT OPERATION, VOIDS ANY WARRANTY AND RELEASES MANUFACTURER OF ALL LIABILITY.</p> <p>THIS DOCUMENT CONTAINS CONFIDENTIAL AND PROPRIETARY INFORMATION THAT CANNOT BE REPRODUCED OR DIVULGED, IN WHOLE OR IN PART, WITHOUT WRITTEN AUTHORIZATION FROM THE MANUFACTURER.</p>				THIRD ANGLE PROJECTION		DRAWN BY BLG	SCALE 1 / 4	MATERIAL SEE PARTS LIST	REFERENCE TOL. ALL DIMENSIONS REFERENCE UNLESS OTHERWISE SPECIFIED
						SHEET SIZE C		DATE 5/29/2013	

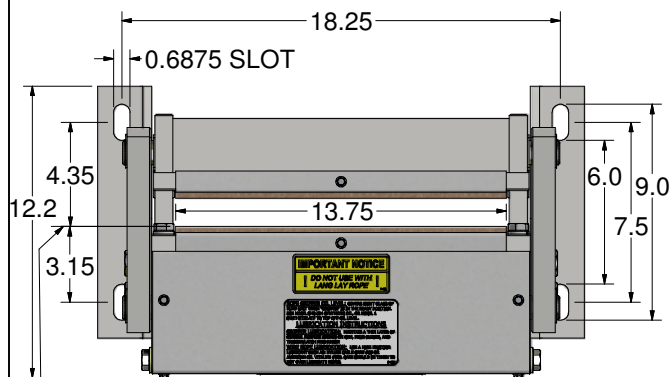


PUMPING UNIT  
SCALE 1 / 4

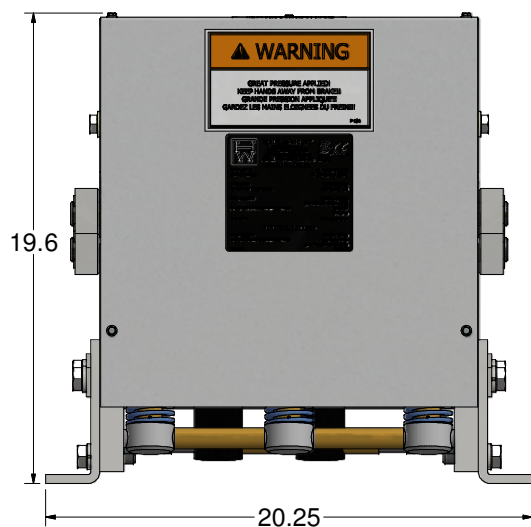
Weight - Pumping Unit: 29.2 lbmass, Gripper: 259.82 lbmass

SEE PREVIOUS PAGE  
FOR REVISIONS

						HOLLISTER-WHITNEY ELEVATOR CO. LLC			
						TITLE			
						"ROPE GRIPPER" ASSEMBLY			
THIS DRAWING IS SUPPLIED AS A REPRESENTATION OF THE EQUIPMENT HOLLISTER-WHITNEY ELEVATOR CO. LLC ("MANUFACTURER") HAS AGREED TO SUPPLY. SLIGHT ADJUSTMENTS MAY OCCUR DURING MANUFACTURING AND INSTALLATION. ANY MODIFICATIONS NOT APPROVED IN WRITING BY MANUFACTURER MAY AFFECT OPERATION, VOIDS ANY WARRANTY AND RELEASES MANUFACTURER OF ALL LIABILITY. THIS DOCUMENT CONTAINS CONFIDENTIAL AND PROPRIETARY INFORMATION THAT CANNOT BE REPRODUCED OR DIVULGED, IN WHOLE OR IN PART, WITHOUT WRITTEN AUTHORIZATION FROM THE MANUFACTURER.						DRAWN BY	SCALE	MATERIAL	REFERENCE TOL.
						BLG	1/5	SEE PARTS LIST	ALL DIMENSIONS REFERENCE UNLESS OTHERWISE SPECIFIED
THIRD ANGLE PROJECTION 						SHEET SIZE		DATE	626-SPL
						C		5/29/2013	SHEET 2 OF 2



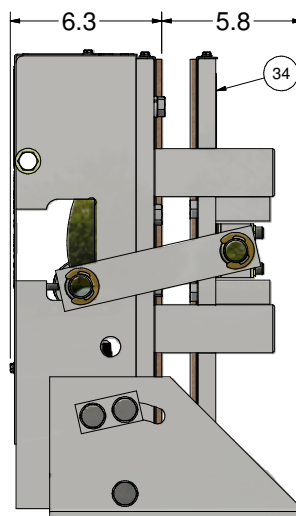

PAD POSITION REFERENCE;  
CENTERLINE OF ROPE WILL  
VARY WITH ROPE SIZE



**NOTE:**

QTY FOR ITEMS 4, 5 & 6 ARE AS NEEDED PER ROPE THICKNESS USED

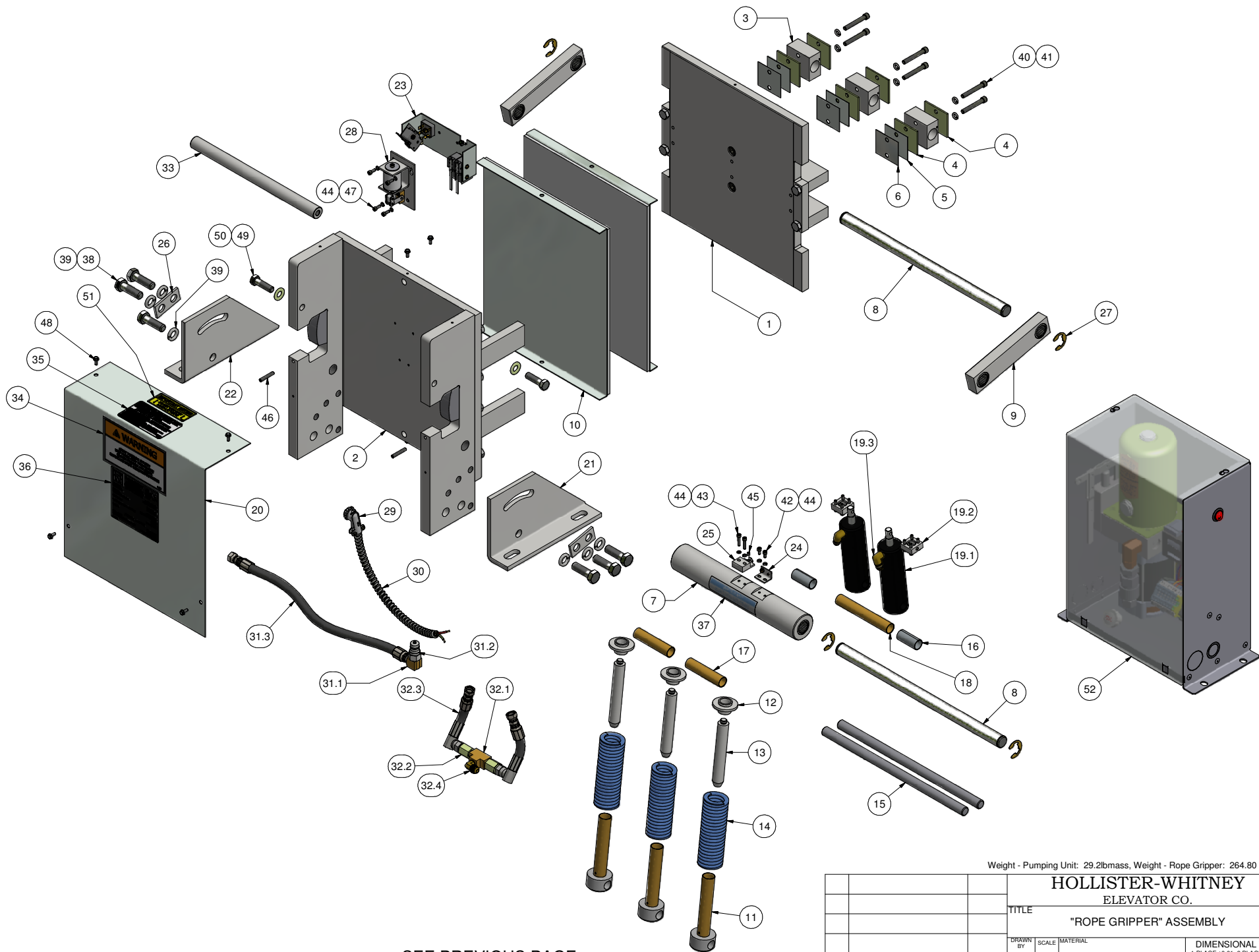
ALL DIMENSIONS NOMINAL UNLESS OTHERWISE NOTED  
REFERENCE DIMENSIONS SHOW TO AID IN SETUP AND INSTALL



Parts List			
ITEM	QTY	PART NUMBER	DESCRIPTION
1	1	626-002-SPL	MOVABLE SHOE ASSEMBLY
2	1	626-003-SPL	STATIONARY SHOE ASSEMBLY
3	3	610-007 SPL	SHAFT SUPPORT BLOCK
4		610-008	SPACER - LINING WEAR
5		610-008-1	SPACER (16 Ga) - LINING WEAR
6		610-008-2	SPACER (22 Ga) - LINING WEAR
7	1	626-015-SPL	TUBING ASSEMBLY
8	2	626-018-SPL	SHAFT - ROTATING & NON-ROTATING
9	2	610-020	CONNECTING ARM ASSEMBLY
10	2	610-022-SPL	LINING ASSEMBLY
11	3	600-025	LOWER SPRING GUIDE ASSEMBLY
12	3	600-027	UPPER SUPPORT - SPRING
13	3	600-029	GUIDE - UPPER SPRING SUPPORT
14	3	600-030	SPRING
15	2	626-031-SPL	SHAFT
16	2	601-032	TUBING - SPACER
17	2	626-033-SPL	TUBING - SPACER
18	1	626-032-SPL	TUBING - SPACER
19.1	2	610-035	HYDRAULIC CYLINDER
19.2	2	622-036	PIVOT BRACKET ASSEMBLY
19.3	2	610-087	PARKER #149F-6-4 MALE ELBOW
20	1	626-040-SPL	COVER - ROPE GRIPPER
21	1	610-041 R	ANGLE, R.H. - MOUNTING
22	1	610-041 L	ANGLE, L.H. - MOUNTING
23	1	622-050	MICROSWITCH/SOLENOID ASSEMBLY
24	1	600-051	ACTUATING ANGLE w/SCREWS
25	1	601-078	LATCH
26	2	610-095	WASHER - DOUBLE BOLT
27	4	610-085	E-CLIP (TRUARC) X5133-98
28	1	RG-0003N	SOLENOID LOCKING UNIT
29	1	600-082	3/8" 90° BOX CONNECTOR
30	1	600-081	CONDUIT - FLEXIBLE (1/2")
31.1	1	610-091	3-8 x 3-8 NPT STREET 90 DEG. ELBOW
31.2	1	620-038	QUICK DISCONNECT CUTTING
31.3	1	610-037	HOSE ASSEMBLY
32.1	1	610-086	3/8 NPT TEE
32.2	2	622-115	3/8 NPT EXTENSION
32.3	2	626-092	HOSE ASSEMBLY
32.4	1	610-088	BRASS 90° ELBOW, 45° F. H 5/8"-18 X 3/8 NPTF 18
33	1	626-097 SPL	BAR - SUPPORT
34	2	P-134	ROPE GRIPPER WARNING LABEL - LARGE
35	1	P-137	GRIPPER LUBE INST. STICKER
36	1	P-140	626 & 626SPL ROPE GRIPPER LABEL
37	1	P-141	IMPORTANT LABEL - APPLIED TO TUBING
38	6	5/8 -11 UNC x 2	HEX HEAD CAP SCREW
39	6	5/8 WASHER	STANDARD LOCK
40	6	5/16 - 18 UNC X 2.25	SOCKET HEAD CAP SCREW
41	6	5/16 WASHER	STANDARD LOCK
42	2	#10-32 UNF x 0.375	SOCKET HEAD CAP SCREW
43	2	#10-32 UNF x 0.875	SOCKET HEAD CAP SCREW
44	8	#10 LOCK WASHER	STANDARD LOCK WASHER
45	1	10-32 UNF x 0.25	SET SCREW
46	2	1/4-20 UNC X 1.5	SET SCREW
47	4	#10-24 UNC x 0.5"	SOCKET HEAD CAP SCREW
48	8	#10-24 UNC x 0.5	WHIZ BOLT
49	2	1/2 - 13 UNC x 1.75"	HEX HEAD CAP SCREW
50	2	1/2" WASHER	STANDARD WASHER
51	1	P-192	IMPORTANT NOTICE - LANG LAY ROPES, ROPE GRIPPER
52	1	620-100	PUMPING UNIT

Weight - Pumping Unit: 29.2lbmass, Weight - Rope Gripper: 264.80 lbmass

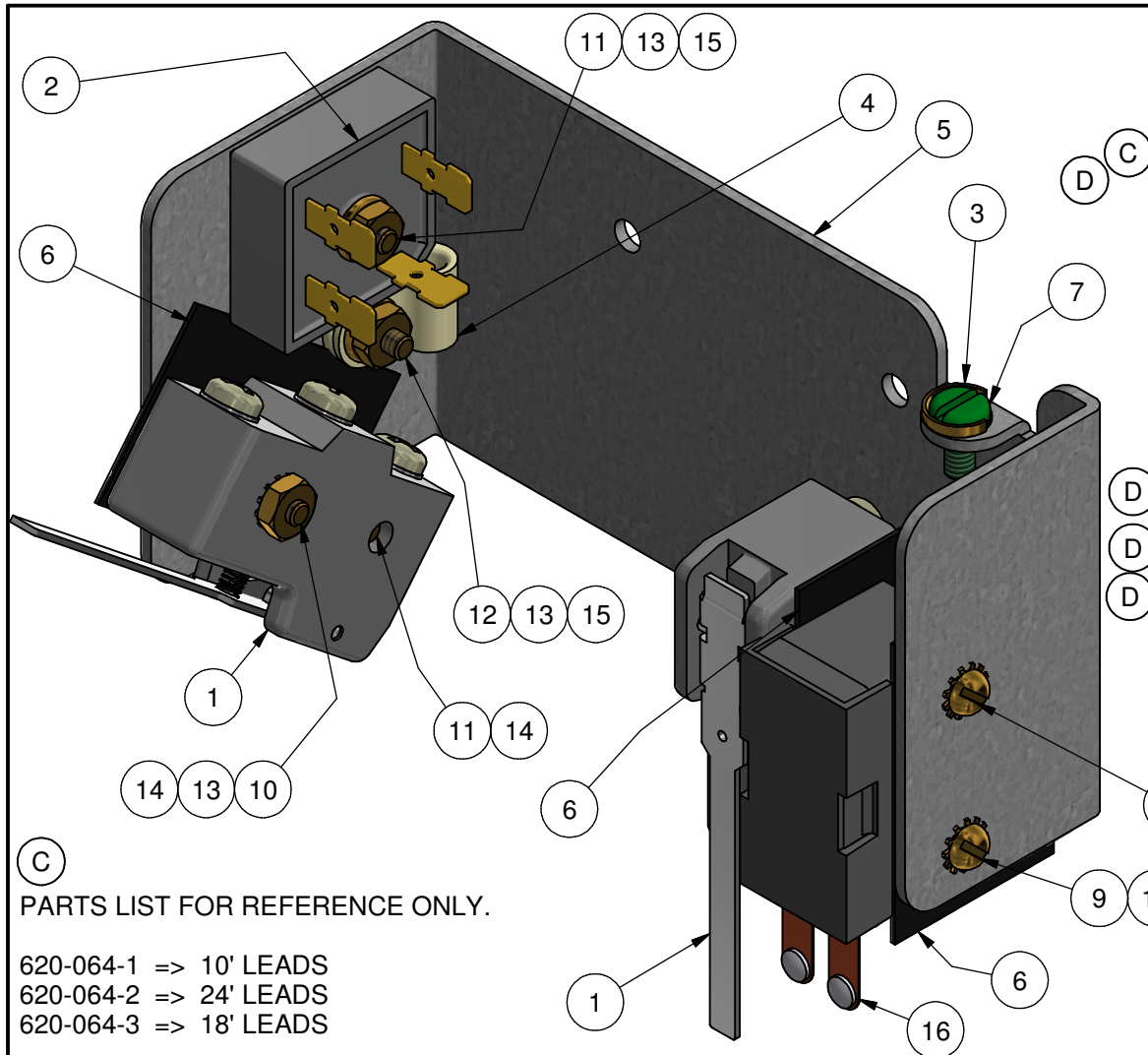
F	610-087 CORRECTED TO 610-088, PUR #815	LTL 12/8/16	HOLLISTER-WHITNEY ELEVATOR CO.	
E	ADD PAD POSITION REFERENCE DIM, PUR #798	LTL 10/7/16		
D	COIL P/N CORRECTED, PUR #622	LTL 11/5/13	"ROPE GRIPPER" ASSEMBLY	
C	REDRAW, PUR # 594	BLG 6/3/13		
B	REVISED PART NUMBERS, PUR # 426	BDM 8/24/10	SEE PARTS LIST	
A	PUR #359	1/2/07		
G	ADD STICKER P-192, PUR #838	LTL 2/9/17	DATE	5/29/2013
			SHEET SIZE	C
			DRAWN BY	BLG
			SCALE	NA
			MATERIAL	
			DIMENSIONAL TOL.	
			1 PLACE ±0.01, 2 PLACE ±0.005, 3 & 4 PLACE ±0.001, ANGLES ±0.1° REF., OPEN, (NOMINAL) ±0.0156	
			626-SPL	



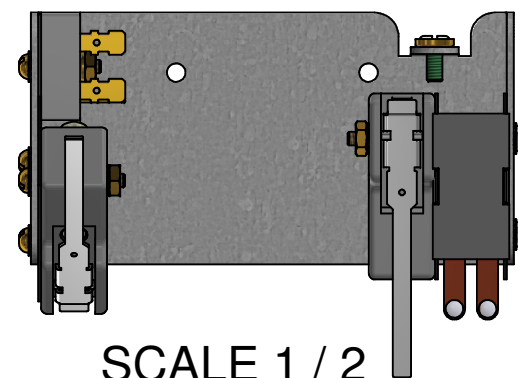
SEE PREVIOUS PAGE  
FOR REVISIONS

Weight - Pumping Unit: 29.2lbmass, Weight - Rope Gripper: 264.80 lbmass

HOLLISTER-WHITNEY			
ELEVATOR CO.			
TITLE "ROPE GRIPPER" ASSEMBLY			
DRAWN BY	SCALE	MATERIAL	
BLG	N/A	SEE PARTS LIST	
SHEET SIZE	C	DATE	5/29/2013
			DIMENSIONAL TOL. 1 PLACE $\pm 0.01$ ; 2 PLACE $\pm 0.005$ 3 & 4 PLACE $\pm 0.001$ ; ANGLES $\pm 0.1^\circ$ REF., OPEN, (NOMINAL) $\pm 0.0156$
			<b>626-SPL</b>



ITEM	QTY	PART NUMBER	DESCRIPTION
1	2	BZ-2RW824-A2	MICROSWITCH
2	1	GBPC3512A	RECTIFIER
3	1	7949-121	CUP WASHER FOR GROUND SCREW
4	1	7949-123	SPA-NAUR P-CLIP, WHITE
5	1	620-605	620 ROPE GRIPPER MICROSWITCH BRACKET
6	3	620-619	INSULATOR/SEPARATOR
7	1	#8-32 UNC x 0.375	PAN HEAD SLOTTED GROUND SCRW
8	1	#6-32 UNCX1.75	SCRW RHMS
9	1	#6-32 UNCX1.5	SCRW RHMS
10	1	#6-32 UNCX1	SCRW RHMS
11	2	#6-32 UNCX0.75	SCRW RHMS
12	1	#6-32 UNCX0.5	SCRW RHMS
13	4	#6 - 32 NUT	MACHINE SCREW NUT
14	8	#6 LOCK WASHER	EXT. TOOTH LOCK WASHER
15	2	#6 WASHER	STANDARD WASHER
16	1	618-066	ECR CONTACT ASSEMBLY
17	1	620-606-1	WIRING HARNESS - 10' LEADS (NOT SHOWN)
		620-606-2	WIRING HARNESS - 24' LEADS (NOT SHOWN)
		620-606-3	WIRING HARNESS - 18' LEADS (NOT SHOWN)
18	1	620-617	11" JUMPER WIRE w/SHIELDED 90° CON. (NOT SHOWN)
19	1	620-618	10" JUMPER WIRE (NOT SHOWN)

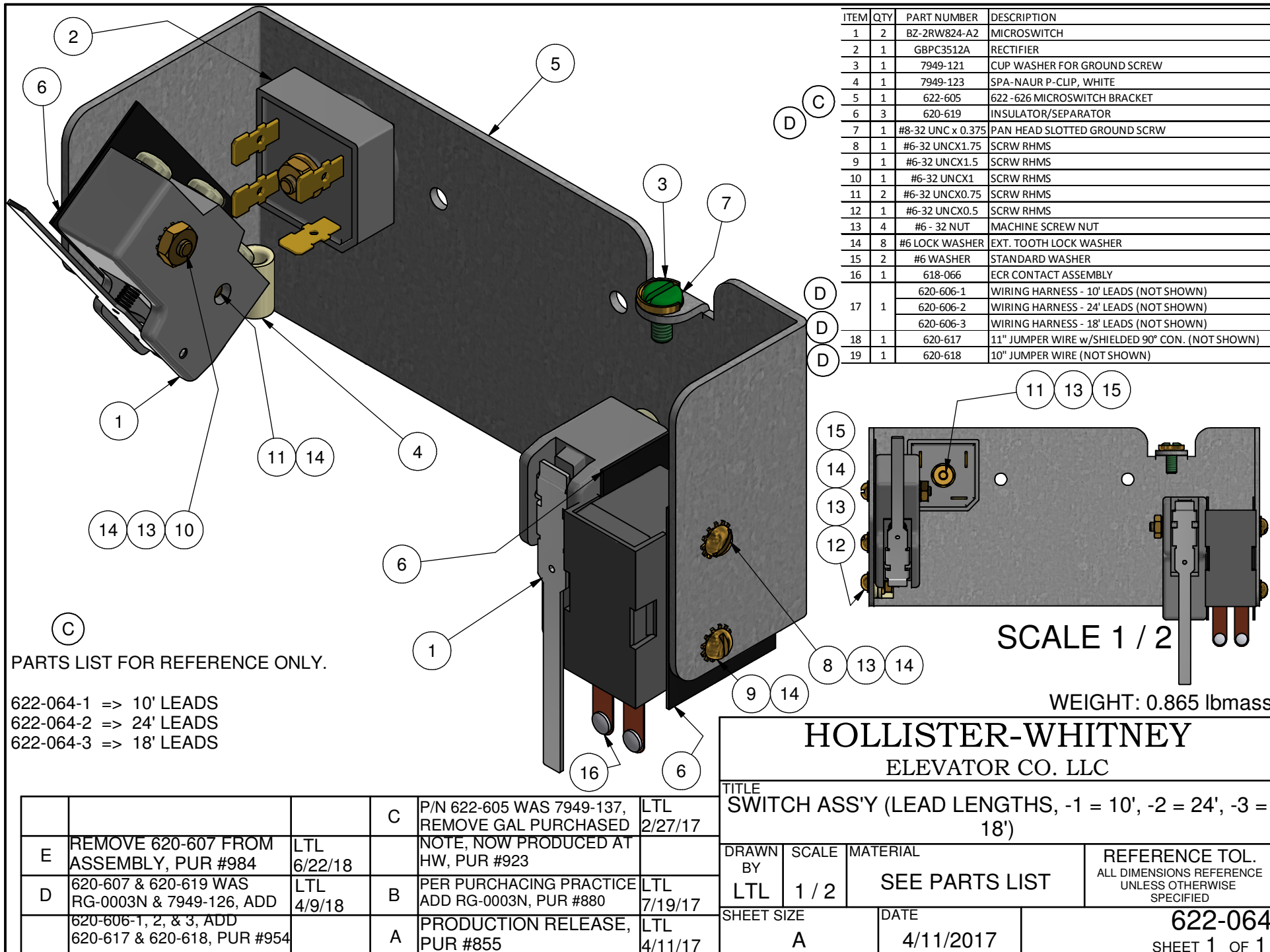



WEIGHT: 0.782 lbmass

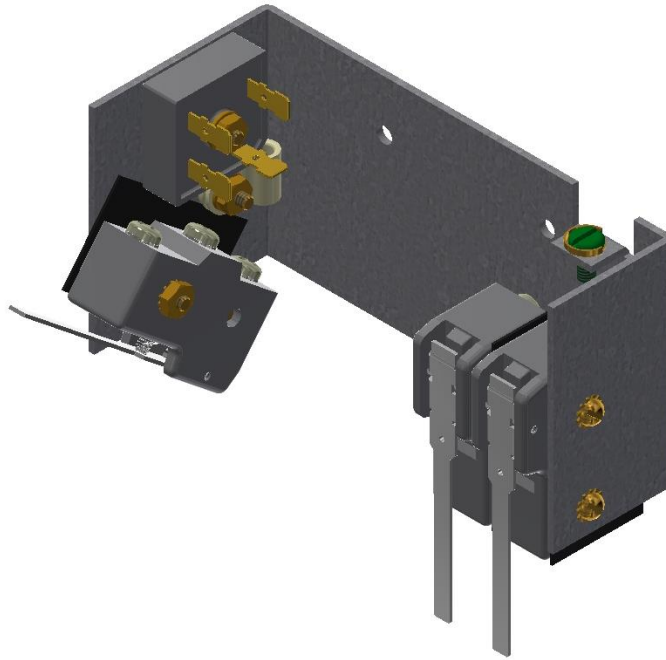
(C)  
PARTS LIST FOR REFERENCE ONLY.

620-064-1 => 10' LEADS  
620-064-2 => 24' LEADS  
620-064-3 => 18' LEADS


			D	620-607 & 620-619 WAS RG-0003N & 7949-126, ADD	LTL 4/9/18	HOLLISTER-WHITNEY ELEVATOR CO. LLC		
				620-606-1, 2, & 3, ADD 620-617 & 620-618, PUR #954				
			C	P/N 620-605 WAS 7949-137, REMOVE GAL PURCHASED	LTL 2/27/18	TITLE SWITCH ASS'Y (LEAD LENGTHS, -1 = 10', -2 = 24', -3 = 18')		
				NOTE, NOW PRODUCED AT HW, PUR #923				
			B	PER PURCHACING PRACTICE ADD RG-0003N, PUR #880	LTL 7/19/17	DRAWN BY LTL	SCALE 1 / 2	MATERIAL SEE PARTS LIST
						SHEET SIZE A		REFERENCE TOL. ALL DIMENSIONS REFERENCE UNLESS OTHERWISE SPECIFIED
E	REMOVE 620-607 FROM ASSEMBLY, PUR #984	LTL 6/22/18	A	PRODUCTION RELEASE, PUR #855	LTL 4/11/17	DATE 4/11/2017		620-064 SHEET 1 OF 1



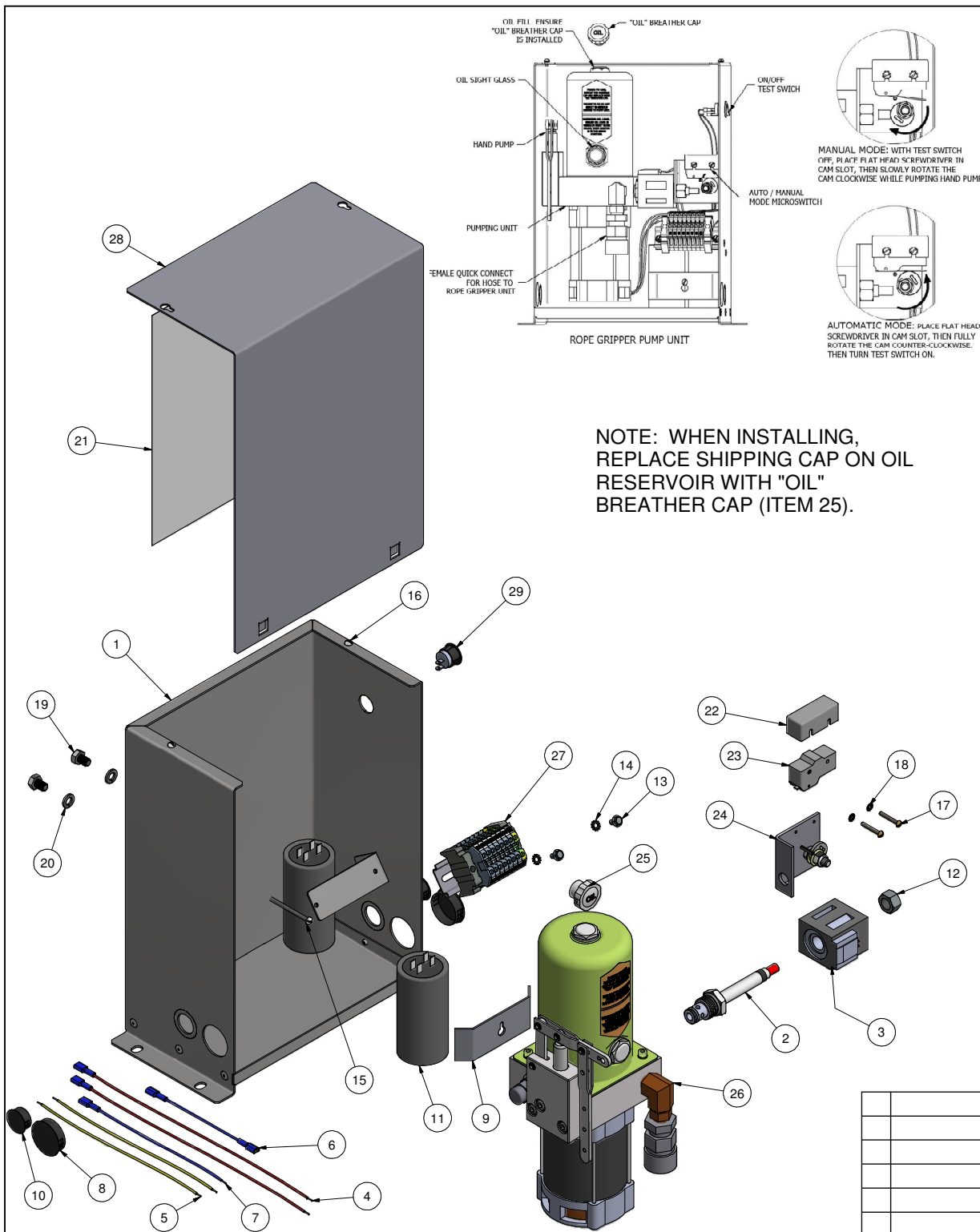
	Document Name	Date	Rev.	Page	Bulletin
	Rope Gripper Prints & Parts List Supplement	03/03/23	D	68 of 69	1144S



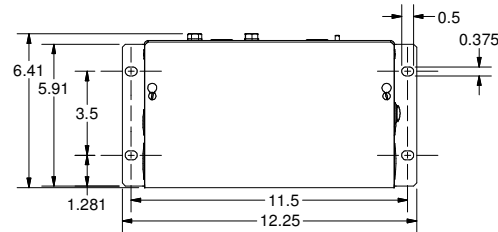
620-050 Switch Assembly - See 620-064 for Switch Part Numbers



622-050 Switch Assembly - See 622-064 for Switch Part Numbers



PARTS LIST				
ITEM	QTY	PART NUMBER	DESCRIPTION	
1	1	620-600	BOX ASSEMBLY, 620 PUMPING STATION	
2	1	620-205	VALVE, EATON VICKERS SV-10-OP-0 W/O NUT	
3	1	622-206	PUMPING UNIT DUMP VALVE COIL	
4	2	620-620	12" WIRE, 18AWG STRANDED, RED w/F. SHIELDED CONNECTOR	
5	2	620-621	9" WIRE, 18AWG STRANDED, YELLOW	
6	1	620-622	4" WIRE, 18AWG STRANDED, BLUE w/F. SHIELDED CONNECTORS	
7	1	620-623	7" WIRE, 18AWG STRANDED, BLUE w/F. SHIELDED CONNECTOR	
8	2	620-624	LOCKING HOLE PLUG	
9	1	620-625	CAPACITOR MOUNTING BRACKET	
10	2	201-032	LOCKING HOLE PLUG	
12	1	1/2-20 NUT	1/2-20 UNF HEX NUT	
13	2	#10-32 UNF x 0.375"	WHIZ BOLT	
14	2	#10 WASHER	EXTERNAL TOOTH LOCK WASHER	
15	1	#8 - 32 UNC x 2.375"	ROUND HEAD MACHINE SCREW	
16	2	#8 - 32 UNC x 1/4"	ROUND HEAD MACHINE SCREW	
17	2	#6-32 UNC X 1"	BRASS MACHINE SCREW	
18	2	#6 WASHER	EXTERNAL STAR LOCK WASHER	
19	2	M8 -1.25 X 12MM	HEX HEAD CAP SCREW	
20	2	8mm WASHER	STANDARD LOCK WASHER	
11	2	CAP-0131N	CAPACITOR, 124-148 µF 250 VAC 50/60 Hz	
21	1	LABEL-0097N	LABEL, 620 ROPE GRIPPER	
22	1	MICS-0016N	SWITCH COVER	
23	1	MICS-0017N	BZ-2RW824-A2 MICROSWITCH	
24	1	RG1-0002N	AUTO/MANUAL MICROSWITCH ASS'Y	
25	1	RG1-0003N	OIL RESERVOIR BREATHER CAP	
26	1	RG1-0004N	GYG PUMP AND OIL RESERVOIR ASS'Y	
27	1	RG1-0005N	TERMINAL ASS'Y, 620 PUMPING STATION	
28	1	RG1-0009N	COVER, 620 ROPE GRIPPER PUMPING STATION	
29	1	SW-0081N	ON-OFF SWITCH, SPST 10A 125V	



SCALE 1 / 4

(B) SHIPPING WEIGHT: 33 lbs  
WEIGHT: 29.2 lbmass

D		UPDATE PARTS LIST AND LTL MODEL, ADD WIRE PART	5/23/18	HOLLISTER-WHITNEY ELEVATOR CO. LLC	
C		NUMBERS & 3MM WASHERS, PUR #968	2/23/18	PUMPING UNIT - 620 THRU 626 ROPE GRIPPER	
B		620-600, 620-205, 622-206 WAS RG1-0010N, RG-0099N, RG-0087N, ADD 622-207, PUR #923	9/20/16	DRAWN BY SCALE MATERIAL	
A		ADD WT, SHIPPING & INSTALLED, PUR #798	4/3/13	SEE PARTS LIST	
		PRODUCTION PRINT, PUR #602		REFERENCE TOL. ALL DIMENSIONS REFERENCE UNLESS OTHERWISE SPECIFIED	
				DATE 4/3/2013	
				620-100	
				SHEET 1 OF 1	