



*Hollister-Whitney*  
ELEVATOR CO. LLC

## Pit Mounted Overspeed Governor

There are some instances when it is desirable to have an overspeed governor mounted in the elevator pit due to details such as accessibility or layout constraints.

The Hollister-Whitney **Pit Mounted Overspeed Governor** is designed and built to meet ASME A17.1 specifications. Each governor is tested, preset, and sealed at the factory.

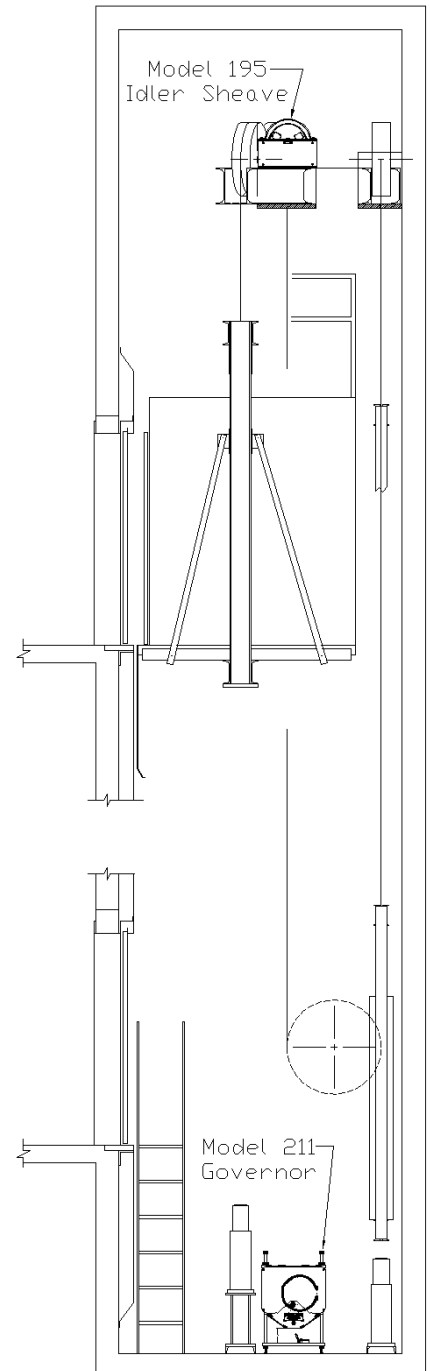
The Hollister-Whitney Idler Sheave assembly is designed to match and compliment the pit mounted governor.

**Model 211**



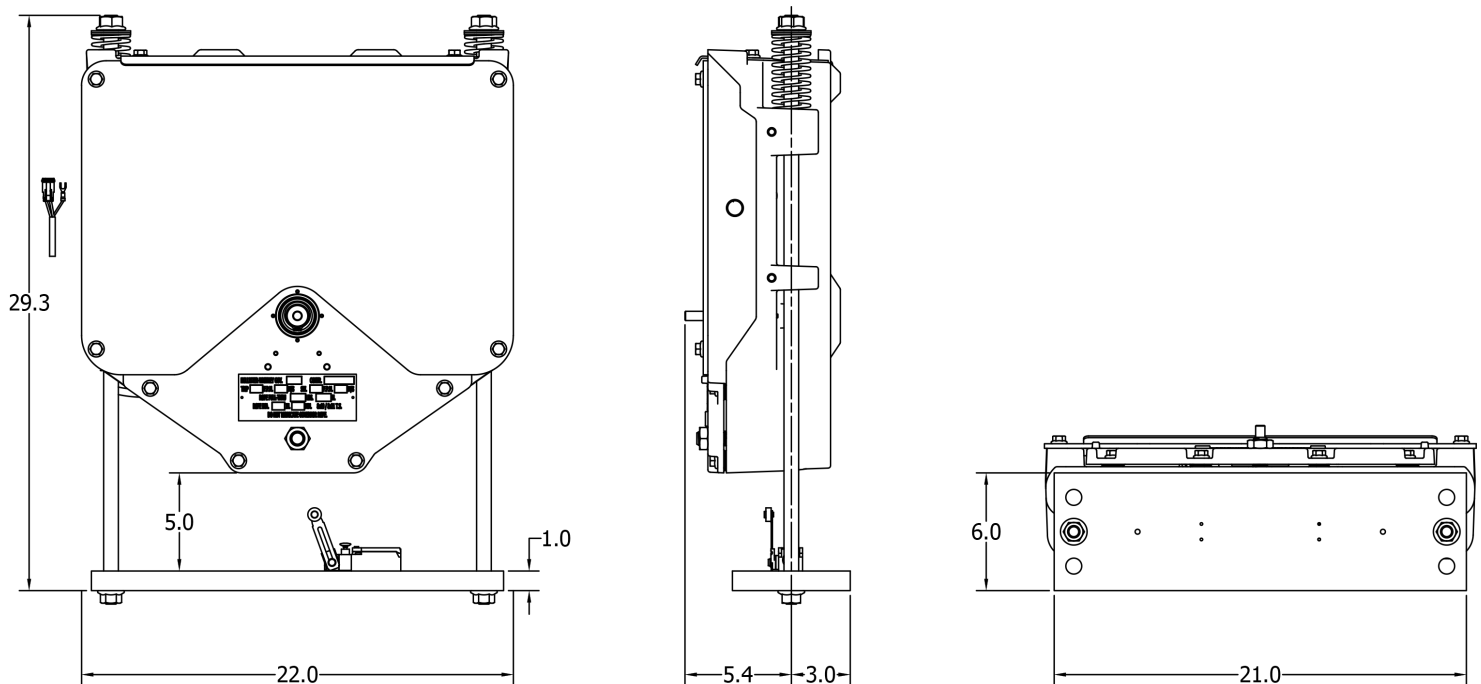
### Features

- Up to 500 ft/min
- 12" Sheave Diameter
- Overspeed Switch Standard
- LH or RH Configuration
- Pull Through: 300 lbs to 800 lbs
- Live Shaft for Encoder
- Rope Stretch Switch
- Remote Set for Testing Purposes
- Optional Speed Reduction Switch
- Meets NEC NEMA 4 Electrical Requirements

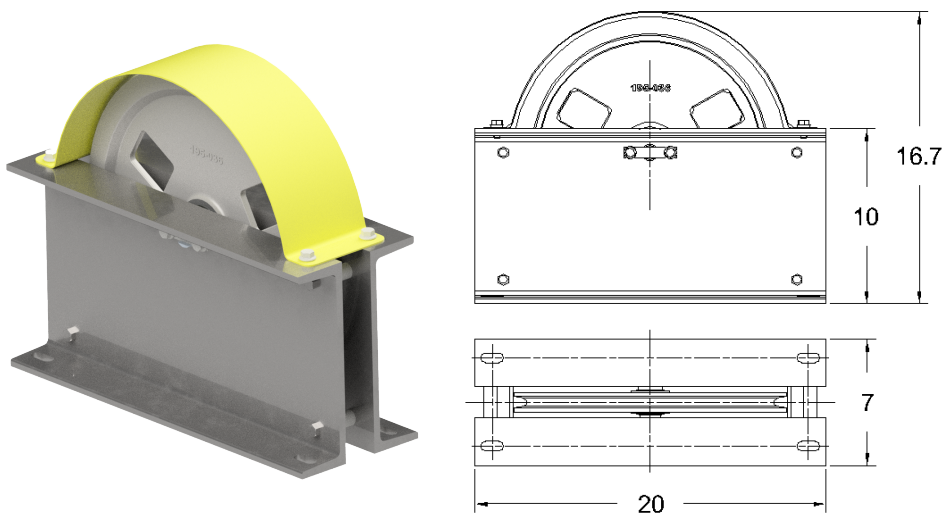


## Pit Mounted Overspeed Governor

Dimensions (inches)



## 195 Idler Sheave used with 211 Pit Governor



*Hollister-Whitney*  
ELEVATOR CO. LLC

#1 Hollister-Whitney Parkway  
Quincy IL 62305  
(217) 222-0466  
[www.hollisterwhitney.com](http://www.hollisterwhitney.com)